

# Turnitin® Guidelines for Students

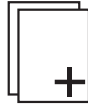
## What is Turnitin®?

Turnitin® is a text-matching tool that is commonly used to help detect plagiarism, but it can be integrated into course activities as an educational tool to help you practice proper scholarly writing skills.



### Check

Turnitin® compares submitted documents to its database and sources on the web.



### Add

Submitted files are housed on the Turnitin® server, which is based in the U.S., and on our local LEARN server.



### Report

For each submission, a similarity report is generated which provides information about matched text.

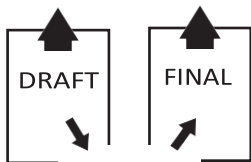
## How is Turnitin® used?

The following statement must be in your course outline:

**Turnitin.com:** Text matching software may be used to screen assignments in this course. Turnitin® is used to verify that all materials and sources in assignments are documented. Students' submissions are stored on a U.S. server, therefore students must be given an alternative (e.g., scaffolded assignment or annotated bibliography), if they are concerned about their privacy and/or security. Students will be given due notice, in the first week of the term and/or at the time assignment details are provided, about arrangements and alternatives for the use of Turnitin in this course.

### As a scholarly writing tool

Both you and your instructor see the similarity report for the final submission.



Draft submission similarity report helps you implement proper scholarly writing skills before final submission.

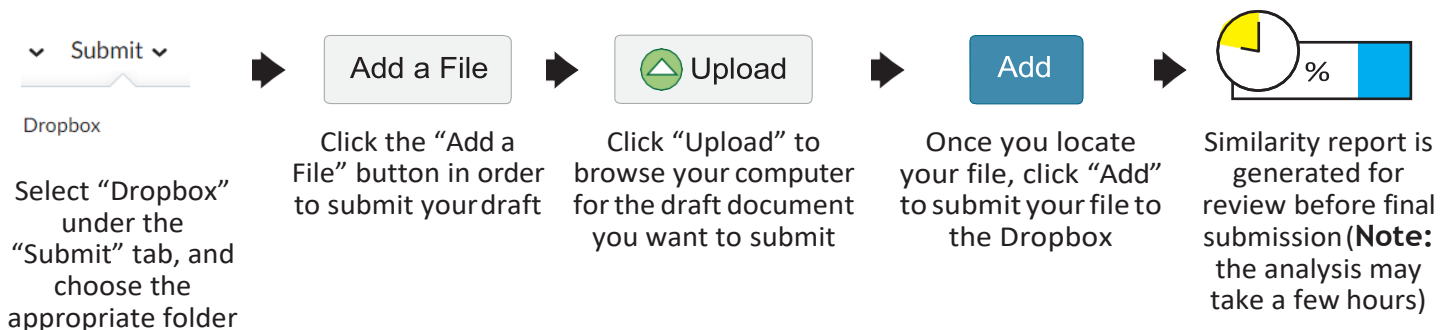
### As a text-matching only tool

Only the instructor sees the similarity report for student submission.



Instructor uses Turnitin® to evaluate whether your work matches the works of others.

## Submitting Documents to Turnitin®



## Turnitin® Submission guidelines

### As a scholarly writing tool



- Number of submissions set by instructor
- Ungraded
- Dropbox closes before final deadline
- Single submission
- Graded

### As a text-matching only tool



- Single submission
- Graded

## Interpreting Turnitin® Similarity Report



### Check

Check Similarity Report for percentage of common phrases.



### Review and Assess

Review and assess the highlighted text within the document and make necessary changes.








### Submit Final

Submit document to the Final Dropbox for grading.

### Similarity Score

A percentage representing the number of words found in common with database content, divided by the total number of words in the file.

Blue:	0%	
Green:	1% to 24%	
Yellow:	25% to 49%	
Orange:	50% to 74%	
Red:	75% to 100%	



**Did you know:** You can change your settings so Turnitin® will NOT include properly quoted materials and references in your score? Explore “**Filters & Settings**”.

## Additional Resources

Similarity Report: [Interpreting the Similarity Report](#)  
[Turnitin Support](#)

Writing Skills: [Writing and Communication Centre](#)  
[Purdue Owl](#)



This work is licensed under a [Creative Commons Attribution-NonCommercial-ShareAlike 2.5 Canada License](#).