


A Guide to Navigating AccessAbility Services LEARN

Log in to LEARN



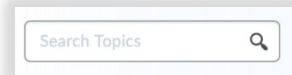
1. Visit learn.uwaterloo.ca
2. Log in using your UW credentials
3. Select "AccessAbility Services" from your course list.

Course Homepage



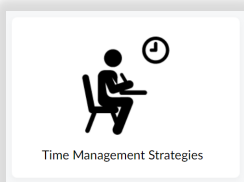
1. The homepage provides an overview of the AAS LEARN course, access to quick links, and contact information.
2. Scroll down to see new announcements.

Navigating Content



1. To visit the content section, select: **Content** from the navigation panel.
2. Use the **Table of Contents** to see the full list of modules/submodules.
3. Alternatively, use the search bar to search for a specific topic.

Learning Strategies



- Learning Strategies modules can be accessed in **Content** or using the quick links on the **Course Home** page.
- For example, visit the [Time Management Strategies](#) module.

Assistive Technology



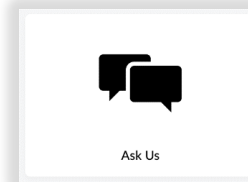
- Assistive Technology modules can be accessed in **Content** or using the quick link option by selecting: **Course Home > Assistive Technology**.
- For example, visit the [Health, Wellness and Stress Management Tools](#) module.

Drop-In Centre




1. To access the Drop-In Centre, select: **Connect > Virtual Classroom**.
Note: this feature is best supported using Chrome, Firefox and Microsoft Edge.
2. Alternatively, use the quick link option by selecting: **Course Home > Drop-In Centre**.

Ask Us Forum



1. To access the 'Ask Us' Discussion Forum, select: **Connect > Discussions**.
2. Alternatively, use the quick link option by selecting: **Course Home > Ask Us**.

Upcoming Workshops



- Upcoming Workshops can be accessed in **Content** or using the quick link option by selecting: **Course Home > Upcoming Workshops**
- Click on the workshop date/time to register through [GoSignMeUp](#)

For more information, watch the tutorial video:

[How to Navigate the AAS LEARN Course](#)