



University of Waterloo  
 200 University Ave. W.  
 Waterloo, ON  
 N2L 3G1

tel 519 888 4520  
 fax 519 746 8171  
[propel@uwaterloo.ca](mailto:propel@uwaterloo.ca)  
[uwaterloo.ca/propel](http://uwaterloo.ca/propel)

## In Brief: Tobacco, Alcohol and Drug Use in Quebec and Canada, Canadian Student Tobacco, Alcohol and Drugs Survey

The Canadian Student Tobacco, Alcohol and Drugs Survey (CSTADS; formerly the Youth Smoking Survey (YSS)) is a biennial school-based survey of Canadian students in grades 6-12. The Propel Centre for Population Health Impact has led the implementation of CSTADS since 2004

### Tobacco Use in Quebec and Canada, 2008/2009 - 2014/2015 CSTADS

The following table displays tobacco use rates in Quebec and Canada using a variety of standard measures. In 2014/2015, there were no statistically significant differences from the national and Quebec rates in smoking behaviors. However, the 2014/2015 Quebec results show a statistically significant decrease since 2012/2013 in rates of having ever tried cigarettes, using little cigars or cigarillos in the past 30 days, and the use of any tobacco product in the past 30 days.

Table 1: Tobacco Use (percentage) in Quebec and Canada, Grade 6-12 Students, 2008/2009 - 2014/2015 Canadian Student Tobacco, Alcohol and Drugs Survey

	2014/2015		2012/2013		2010/2011		2008/2009	
	QC	CA	QC	CA	QC	CA	QC	CA
Current smoking (cigarettes)	#	3.4	5.2	4.5	5.7	5.6	10.5	7.7
Ever tried cigarettes	19.9	17.6	31.3	23.8	30.6	26.2	43.0	33.3
Cigarette use (past 30 days)	5.6 <sup>‡</sup>	6.2	9.3	7.9	10.1	9.7	16.9	12.9
E-cigarette use (past 30 days)	6.8	5.7	-	-	-	-	-	-
Menthol cigarette use (past 30 days)	2.3 <sup>‡</sup>	2.7	3.7 <sup>‡</sup>	2.8	2.6 <sup>‡</sup>	3.2	-	-
Little cigars or cigarillos use (past 30 days) *	4.4	4.0	6.8	4.6	6.8	5.3	12.9	9.1
Any tobacco product use (past 30 days) *†	9.1	10.3	13.9	12.3	13.9	13.6	22.3	18.0

\*Question format change in 2014/2015 and missing respondents removed from denominator in 2008/2009, 2010/2011 and 2012/2013.  
 †Includes cigarettes, pipe, little cigars or cigarillos, cigars, roll-your-own, bidis, smokeless, water-pipe, and blunt wraps. Bidis, blunt wraps and water-pipe were not included on the 2008/2009 questionnaire and pipe was not included in the 2014/2015 questionnaire.  
 ‡Moderate sampling variability, interpret with caution.  
 # Data are suppressed: Unreleasable due to high sampling variability or low sample size.

Figure 1: Current Smoking in Quebec and Canada, Grade 6-12 students, 2008-2014/2015  
CSTADS

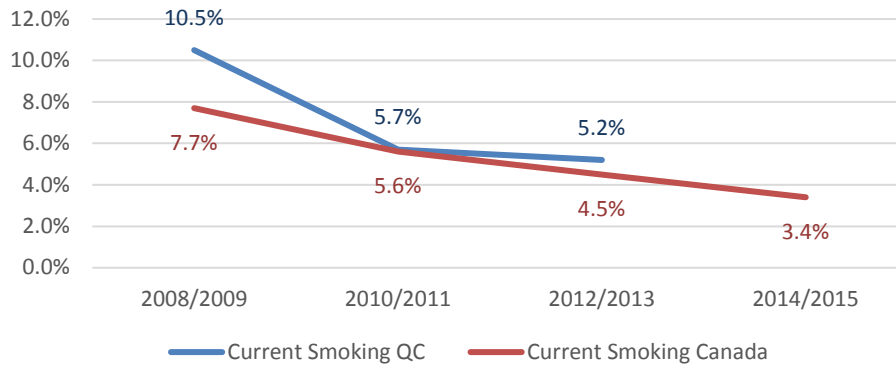


Figure 2: Ever Tried Smoking in Quebec and Canada, Grade 6-12 students, 2008-2014/15  
CSTADS

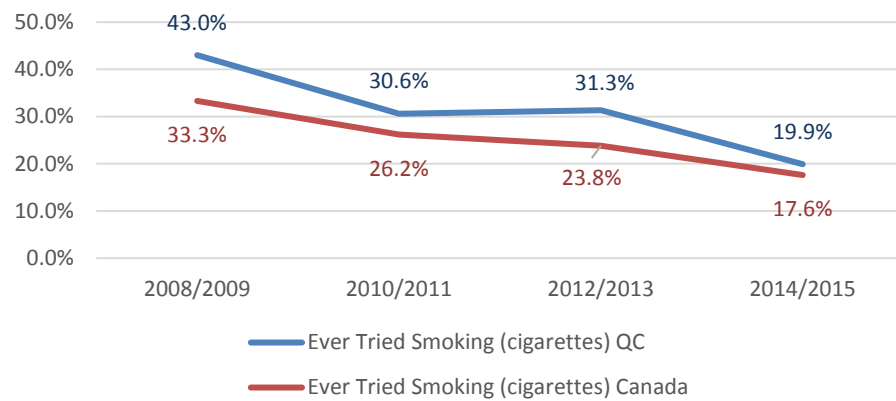


Figure 3: Cigarette Use in the past 30 days in Quebec and Canada, Grade 6-12 students, 2008-2014/15  
CSTADS

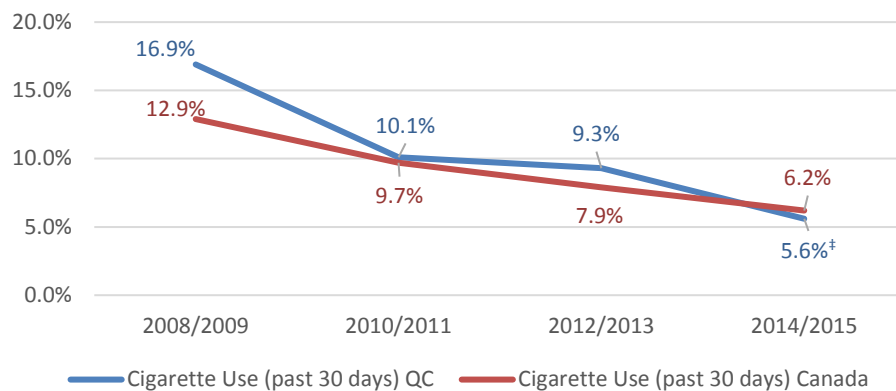


Figure 4: Menthol Cigarette Use in the past 30 days in Quebec and Canada, Grades 6-12 students, 2010-2014/15 CSTADS

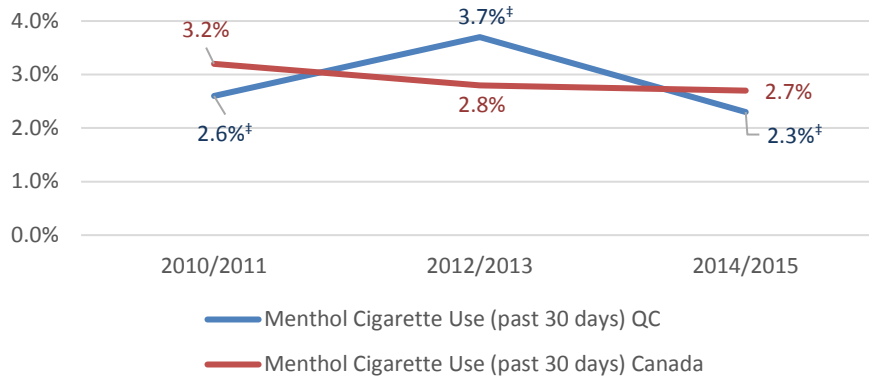


Figure 5: Little Cigar or Cigarillos Use in the past 30 Days in Quebec and Canada, Grades 6-12 students, 2008-2014/15 CSTADS

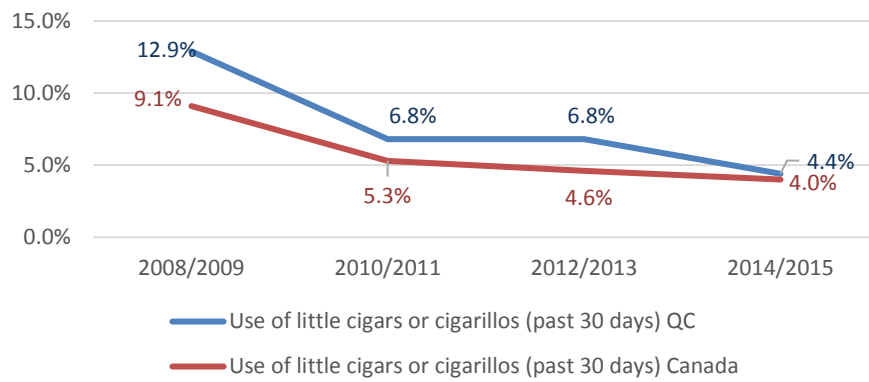
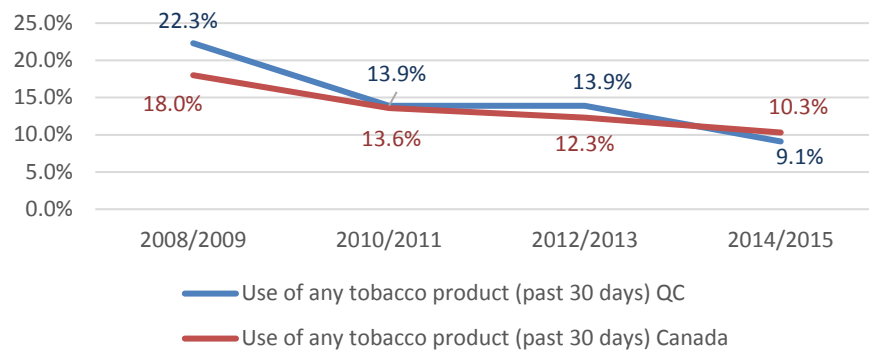


Figure 6: Use of Any Tobacco Product in the past 30 days in Quebec and Canada, Grades 6-12 students, 2008-2014/15 CSTADS



## Alcohol and Drug Use in Quebec and Canada, 2008/2009 – 2014/2015 CSTADS

The following table displays alcohol and drug use rates in Quebec and Canada over time. The rate of alcohol use in 2014/2015 was statistically significantly higher in Quebec compared to Canada. Additionally, the 2014/2015 CSTADS Quebec results show a statistically significant decrease since 2012/2013 in the rates of binge drinking, cannabis use, and pharmaceutical use.

Table 2: Alcohol and Drug Use (percentage) in Quebec and Canada, Grade 7-12 Students, 2008/2009 – 2014/2015 Canadian Student Tobacco, Alcohol and Drugs Survey

	2014/2015		2012/2013		2010/2011		2008/2009	
	QC	CA	QC	CA	QC	CA	QC	CA
Alcohol Use (past 12 months)	48.4	39.5	55.2	40.9	58.3	45.4	54.5	53.0
Binge drinking (past 12 months) ‡	28.0	23.7	38.8	29.2	40.5	33.3	37.1	39.0
Cannabis use (past 12 months)	15.6	16.5	21.7	19.3	21.6	21.2	27.1	27.3
Pharmaceutical use (past 12 months) €	4.8	3.7	3.2	4.0	4.1	5.3	6.1	6.7

‡ Binge drinking is defined as having five or more drinks of alcohol on one occasion.  
 € Includes sedatives or tranquilizers, stimulants, medicine to treat ADHD, and pain relievers. 2014/2015 also includes oxycodone and fentanyl.

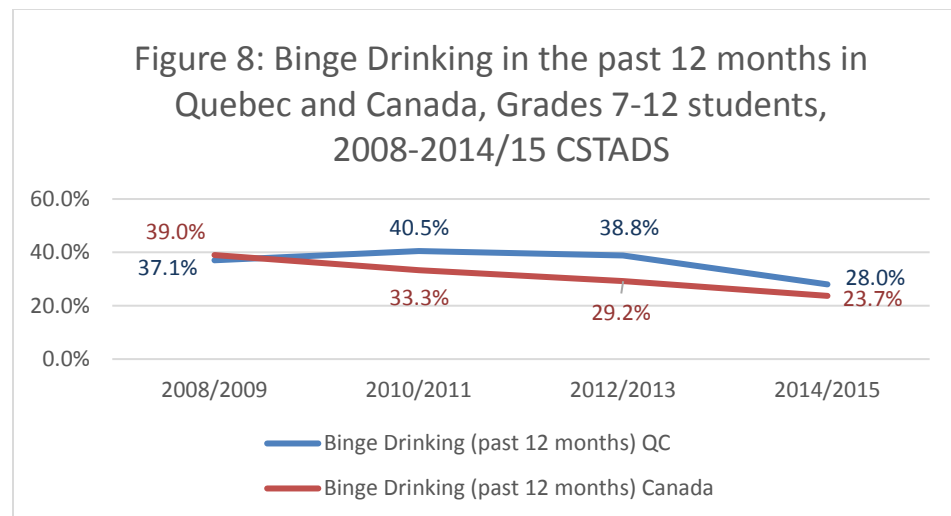
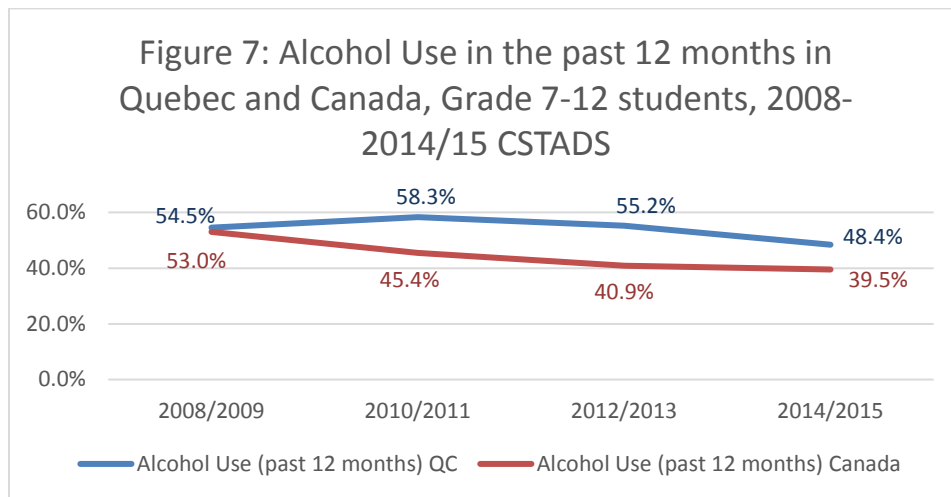
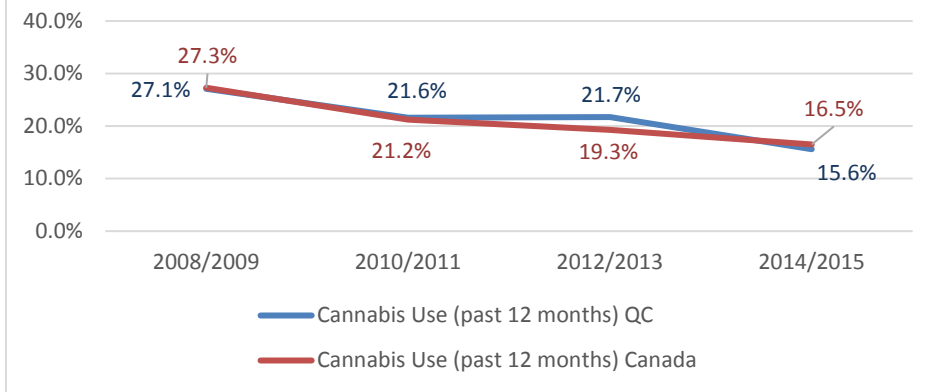


Figure 9: Cannabis Use in the past 12 months in Quebec and Canada, Grades 7-12 students, 2008-2014/15 CSTADS



### Acknowledgements

These analyses were supported by the Canadian Cancer Society grant #2011-701019, through the Propel Centre for Population Health Impact. Data used for this research were taken from Health Canada’s Canadian Student Tobacco, Alcohol and Drugs Survey (formerly the Youth Smoking Survey), which was conducted for Health Canada by the Propel Centre for Population Health Impact at the University of Waterloo. Health Canada has not reviewed, approved, nor endorsed this research. Any views expressed or conclusions drawn herein do not necessarily represent those of Health Canada.

### Suggested citation

Cumming, T., Bonham A., Rynard, V., Manske, S. (2016). *In Brief: Tobacco, Alcohol and Drug Use in Quebec and Canada, 2008/2009 – 2014/2015 Canadian Student Tobacco, Alcohol and Drugs Survey*. Waterloo, Ontario: Propel Centre for Population Health Impact, University of Waterloo.

Prepared by Propel Centre for Population Health Impact. For further information regarding this summary, please contact:

[propel@uwaterloo.ca](mailto:propel@uwaterloo.ca)

**Propel funded by:**



Canadian Cancer Society  
Société canadienne du cancer



UNIVERSITY OF  
**WATERLOO**