


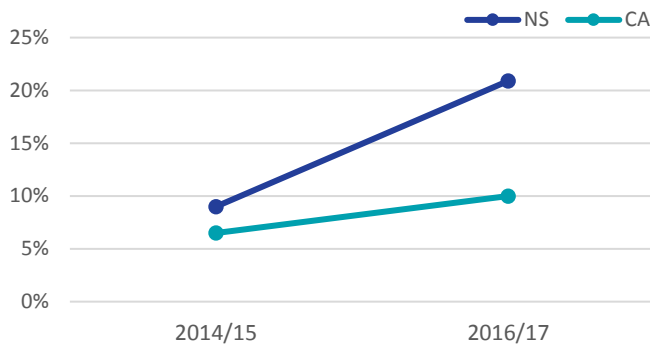
# Provincial Patterns in E-Cigarette Use from the Canadian Student Tobacco, Alcohol and Drugs Survey (CSTADS)

The Canadian Student Tobacco, Alcohol and Drugs Survey is a Canadian, biennial school based survey of students in grades 7 through 12.

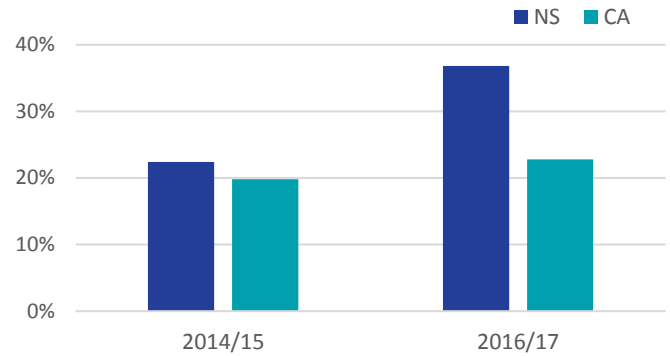


**PROPEL**  
CENTRE FOR  
POPULATION  
HEALTH IMPACT

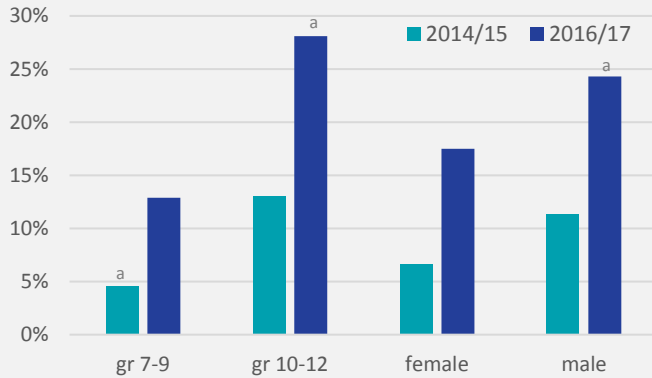
Past-30-day e-cigarette use in NS and Canada, 2014/15 and 2016/17



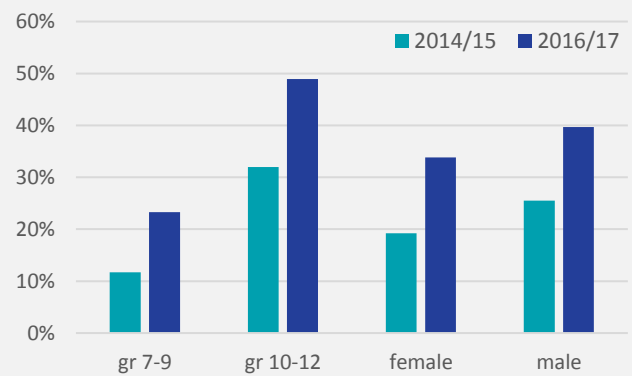
Ever tried e-cigarette, NS and Canada, 2014/15 and 2016/17



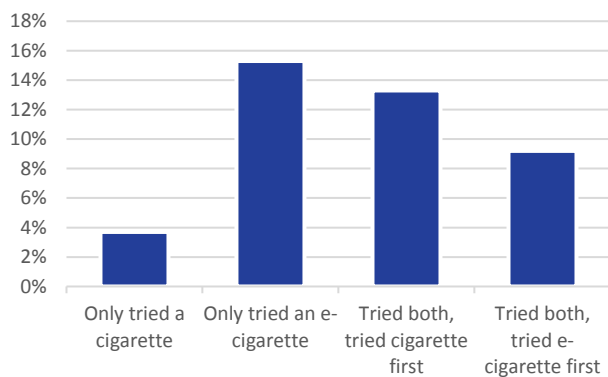
Past-30-day e-cigarette use by sex and by grade, NS, 2014/15 and 2016/17



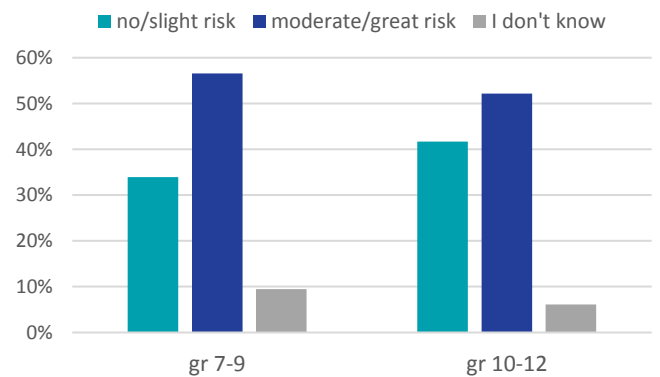
Ever tried e-cigarette, by sex and by grade, NS, 2014/15 and 2016/17



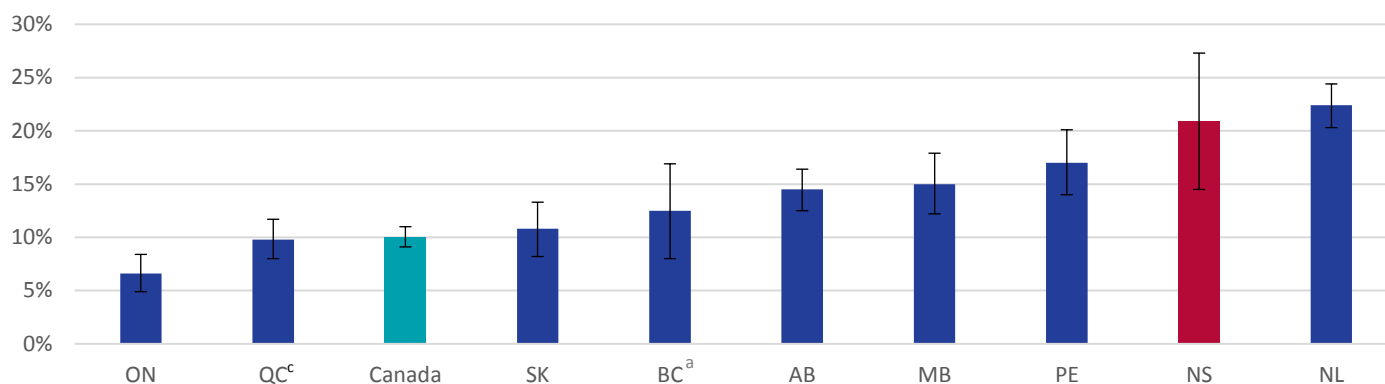
Order of initiation among those who have tried cigarettes or e-cigarettes, NS, 2016/17



Perceived harm of e-cigarette use on a regular basis, by grade, NS, 2016/17



Past-30-day e-cigarette use by province, 2016/17



	2014/15 <sup>b</sup>	2016/17 <sup>b</sup>
E-cigarette use, past-30-day, NS	9.0% [7.3-10.8]	20.9% [14.5-27.3]
E-cigarette use, past-30-day, CA	6.5% [5.8-7.1]	10.0% [9.1-11.0]
Ever tried e-cigarette, NS	22.4% [20.4-24.5]	36.8% [31.0-42.6]
Ever tried e-cigarette, CA	19.8% [18.4-21.3]	22.8% [21.6-24.0]
Past-30-day e-cigarette use, grade 7-9, NS	4.6% <sup>a</sup> [2.4-6.8]	12.9% [9.6-16.3]
Past-30-day e-cigarette use, grade 10-12, NS	13.0% [10.4-15.6]	28.1% <sup>a</sup> [18.3-37.8]
Past-30-day e-cigarette use, female, NS	6.6% [5.0-8.3]	17.5% [12.9-22.0]
Past-30-day e-cigarette use, male, NS	11.3% [9.0-13.6]	24.3% <sup>a</sup> [16.0-32.6]
Ever tried e-cigarette, grade 7-9, NS	11.7% [8.9-14.5]	23.3% [19.5-27.0]
Ever tried e-cigarette, grade 10-12, NS	32.0% [29.7-34.3]	48.9% [40.5-57.2]
Ever tried e-cigarette, female, NS	19.2% [16.1-22.2]	33.8% [29.6-38.0]
Ever tried e-cigarette, male, NS	25.5% [22.7-28.3]	39.7% [32.0-47.4]
Only tried a cigarette and never tried an e-cigarette, NS	6.6% [5.4-7.8]	3.7% [2.8-4.6]
Only tried an e-cigarette and never tried a cigarette, NS	8.2% [7.2-9.2]	15.3% [13.5-17.1]
Tried both and tried a cigarette first, NS	11.1% [9.4-12.8]	13.3% [10.9-15.7]
Tried both and tried an e-cigarette first, NS	3.5% [2.7-4.3]	9.2% [6.2-12.2]
Do not remember which I tried first, a cigarette or an e-cigarette, NS	1.1% [0.9-1.3]	1.8% <sup>a</sup> [1.0-2.5]
Perceived harm of e-cigarette use on regular basis: No/slight risk, NS	37.8% [35.9-39.7]	38.0% [36.0-40.0]
Perceived harm of e-cigarette use on regular basis: Moderate/great risk, NS	47.6% [44.2-50.9]	54.3% [52.4-56.2]
Perceived harm of e-cigarette use on regular basis: I do not know, NS	14.6% [12.8-16.5]	7.7% [6.7-8.7]

<sup>a</sup> Moderate sampling variability, interpret with caution.

<sup>b</sup> Figures in brackets represent 95% confidence intervals.

<sup>c</sup> There is no grade 12 in QC.

ACKNOWLEDGMENTS

These analyses were supported by the Canadian Cancer Society grant #2017-704507, through the Propel Centre for Population Health Impact. Data used for this research were taken from Health Canada’s Canadian Student Tobacco, Alcohol and Drugs Survey (CSTADS; formerly the Youth Smoking Survey (YSS)), which is conducted for Health Canada by the Propel Centre for Population Health Impact at the University of Waterloo. Health Canada has not reviewed, approved, nor endorsed this research. Any views expressed or conclusions drawn herein do not necessarily represent those of Health Canada. Additional information about the survey can be found at [cstads.ca](http://cstads.ca)

SUGGESTED CITATION:

Thompson-Haile, A., Burkhalter, R., Mackenzie, A., Asbridge, M., & Cooke, M. (2018). Provincial Patterns and Trends in E-Cigarette use from the Canadian Student Tobacco, Alcohol and Drugs Survey (CSTADS): Nova Scotia. Waterloo, Ontario: Propel Centre for Population Health Impact, University of Waterloo.

