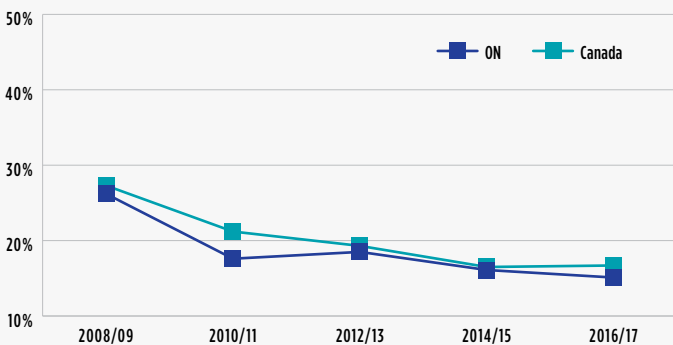


Provincial Patterns and Trends in Cannabis use from the Canadian Student Tobacco, Alcohol and Drugs Survey (CSTADS)

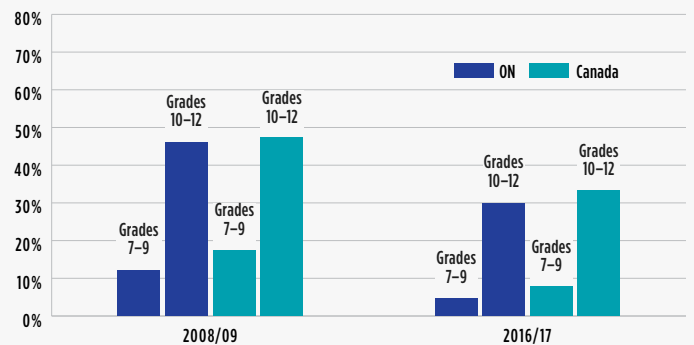


The Canadian Student Tobacco, Alcohol and Drugs Survey is a pan-Canadian, school based survey of students in grades 7 through 12. CSTADS was called the Youth Smoking Survey until 2014.

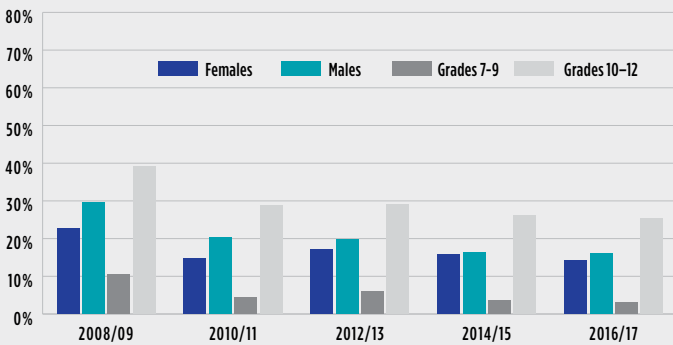
Past 12 month cannabis use, ON and Canada, 2008/09–2016/17



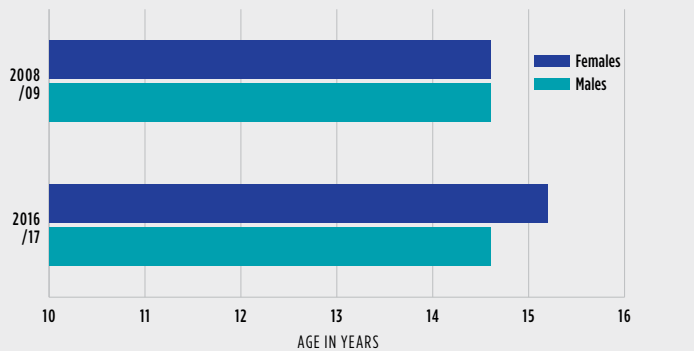
Lifetime cannabis use, by grade, ON and Canada, 2008/09 and 2016/17



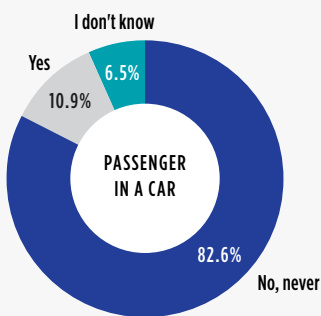
Past 12 month cannabis use by sex and by grade, ON, 2008/09–2016/17



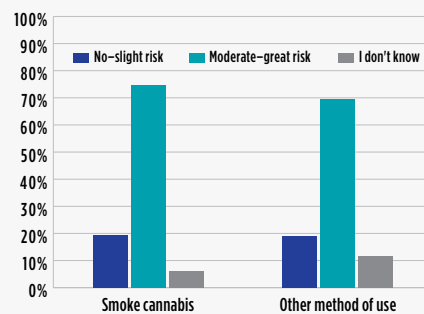
Average age of first use of cannabis among grade 12 students, ON, 2008/09 and 2016/17



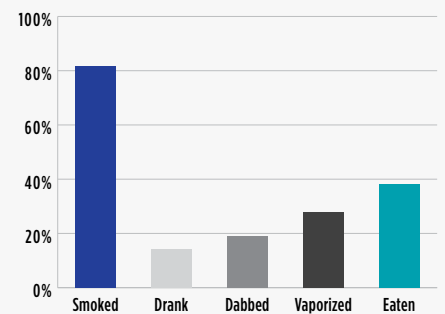
Passenger in a vehicle driven by someone who has used cannabis in the last two hours, ON, 2016/17



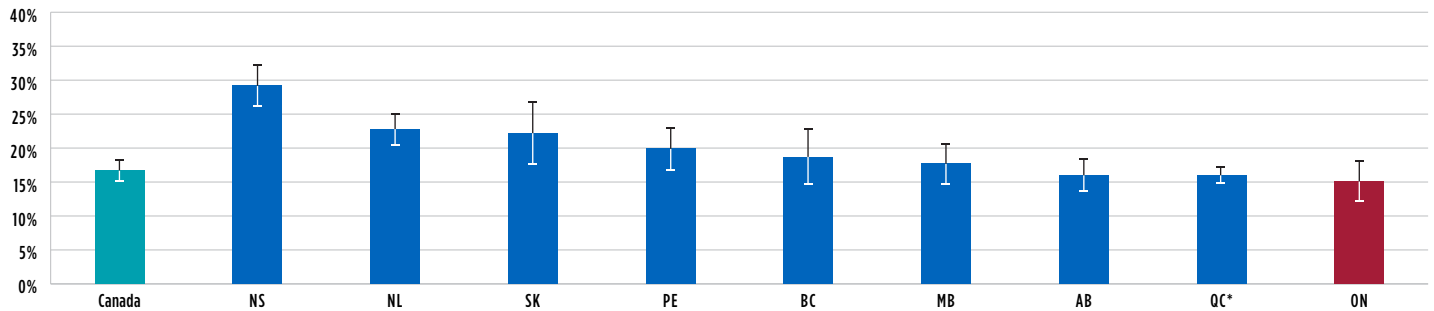
Perceived harm of cannabis use by smoking or other method on a regular basis, ON, 2016/17



Mode of cannabis use among users, ON, 2016/17



Provincial variation, past 12 month cannabis use by province, 2016/17 (with 95% confidence intervals)



* Data are collected from grade 7 to 11 only as there is no grade 12 in QC.

	2008/09	2010/11	2012/13	2014/15	2016/17
Past 12 month cannabis use, ON, 2008/09–2016/17					
All ON	26.2%	17.6%	18.5%	16.1%	15.1%
Male	29.5%	20.4%	19.8%	16.4%	16.1%
Female	22.6%	14.6%	17.2%	15.7%	14.1%
Grades 7–9	10.5%	4.5%	6.0%	3.7%	3.0%
Grades 10–12	39.2%	28.8%	29.0%	26.1%	25.3%
Lifetime cannabis use, ON, 2008/09–2016/17					
ON	30.7%	21.1%	23.0%	20.6%	18.4%
Canada	32.6%	25.6%	23.9%	21.8%	20.7%
Average age of first use of cannabis among grade 12 students, ON, 2008/09–2016/17					
ON	14.6	14.6	14.8	15.2	14.9
Passenger in a vehicle driven by someone who has used cannabis in the last two hours, ON, 2016/17					
Yes					10.9%
No					82.6%
I don't know					6.5%
Perceived harm of smoking cannabis use on a regular basis, ON, 2016/17					
No-slight risk					19.3%
Moderate-great risk					74.6%
I don't know					6.1%
Perceived harm of cannabis use by method other than smoking, on a regular basis, ON, 2016/17					
No-slight risk					19.1%
Moderate-great risk					69.5%
I don't know					11.5%

^a Moderate sampling variability, interpret with caution.
^b Data are not reportable due to low numbers.
^c Figures in brackets represent 95% confidence intervals.

ACKNOWLEDGEMENT

These analyses were supported by the Canadian Cancer Society grant #2017-704507, through the Propel Centre for Population Health Impact. Data used for this research were taken from Health Canada's Canadian Student Tobacco, Alcohol and Drugs Survey (CSTADS; formerly the Youth Smoking Survey), which is conducted for Health Canada by the Propel Centre for Population Health Impact at the University of Waterloo. Health Canada has not reviewed, approved, nor endorsed this research. Any views expressed or conclusions drawn herein do not necessarily represent those of Health Canada. Additional information about the survey can be found at cstads.ca.

Suggested citation:

Thompson-Haile, A., Madill, C., Burkhalter, R., MacKenzie, A., Elton-Marshall, T., & Cooke, M. (2018). Provincial Patterns and Trends in Cannabis Use from the Canadian Student Tobacco, Alcohol and Drugs Survey (CSTADS): Ontario. Waterloo, Ontario: Propel Centre for Population Health Impact, University of Waterloo.