

## 2024 Work and Activities Guide for Applicants

This guide reviews the Work and Activities section of the AMCAS® application for the 2024 cycle and provides instructions for entering “Completed” and “Anticipated” experience hours. Information for first-time applicants and reapplicants, as well as examples, are included.

### Overview

The Work and Activities section is designed to give applicants the opportunity to include any work or extracurricular activities that they would like to bring to the attention of the medical schools where they are applying. Applicants can add up to fifteen (15) entries and will be prompted to summarize each experience in 700 characters.

Applicants are asked to identify up to three (3) experiences that they consider the “most meaningful.” If applicants have two or more entries, they will be required to identify at least one as the most meaningful. When considering which experiences are the most meaningful, applicants might consider the transformative nature of the experience: the impact they made while engaging in the activity, what they learned, and the personal growth they experienced as a result of their participation.

Applicants may also separately list experiences that they have not completed yet and indicate the number of hours they anticipate spending on these activities.

### Work and Activities for the 2024 Application Cycle

The Work and Activities section of the AMCAS application enables both “Completed” and “Anticipated” experiences and related hours to be recorded separately. This feature allows applicants to distinguish previous, ongoing, and planned new activities in their applications.

Within the Work and Activities section of the AMCAS application, applicants will see separate data entry sections for “Completed Hours” and “Anticipated Hours.”

### Guidance for Work & Activities Entry

- You can add up to 15 entries
- You will need to enter the start and end date for each experience
- You will need to enter the total hours for each experience
- You will be asked to identify up to 3 entries as most meaningful
- If you have two or more entries, you are required to designate at least one as the “most meaningful”
- You can enter 3 additional date ranges for repeated activities

### Completed vs. Anticipated Work/Activities

***\*Note: “Current month” in the instructions below is defined as of the month/year that you complete and submit your application***

- **“Completed”** experiences are activities that you have finished
  - A “Completed” activity cannot have a start or end date in the future – the end date must be the current month\* or earlier

- **“Anticipated”** experiences are activities that you have not yet started but plan to participate in; they will begin after you have submitted your application
  - An “Anticipated” activity could be:
    - An entirely new future experience
    - An upcoming, planned experience that is a continuation of “Completed” experience
  - An “Anticipated” activity cannot have a date in the past – the start date must be the current month\* or later and the latest end date must be August of the matriculating/following year (August 2024)
  - Note:
    - You cannot input anticipated hours for the following experience types (they are not options for these experience types):
      - Honors/Awards, Conference, Publications, Presentation
    - An anticipated experience cannot be a most meaningful experience

### Entering Work and Activities

***Note: There are three (3) ways your experiences can be recorded within the Completed and Anticipated categories.***

### How do I enter Completed Experiences?

- Enter your completed experience information under the “Completed Hours” section
  - Enter the month and year you started the experience for the “Start Date”
  - Enter the month and year you concluded the experience for the “End Date”
  - Note: date ranges cannot have future dates
    - Start date must be the current month\* or earlier
    - End date cannot go beyond the month and year the information is entered (the month/year that you submit your application)
  - Enter the total hours completed during the date range entered in the “Completed Hours” field
- If you participated in an experience more than once, select “Yes” under the “Repeated” field for that particular entry
- You may enter up to three (3) additional date ranges and you must include the number of hours completed for each of those date ranges

## Add Work/Activities



### Completed Hours

**i** This section focuses on what you have completed. Please enter the date range and hours completed for this experience. If you participated in this activity on multiple occasions, please select "Yes" to repeated and enter the applicable date ranges and hours. Note: the start date must be the current month and year or earlier, the latest end date you can select is the current month and year. **If you have not started this experience, please enter May 2023 as the Start and End Dates and enter zero (0) in the Completed Hours field.**

<b>Start Date *</b>	<b>End Date *</b>	<b>Completed Hours *</b>
January x ▾	June x ▾	55
2021 x ▾	2021 x ▾	
<b>Repeated *</b>		
<input checked="" type="radio"/> Yes <input type="radio"/> No		
<b>Second Start Date*</b>	<b>Second End Date *</b>	<b>Second Completed Hours *</b>
February x ▾	May x ▾	40
2022 x ▾	2022 x ▾	

Figure 1: Completed Work/Activity, Including Repeated

How do I enter Anticipated Experiences?

**You will need to complete both the Completed and Anticipated Hours sections to indicate an Anticipated experience that is either A) a continuation of a current experience (an existing/ongoing experience), or B) an entirely new experience**

How do I indicate an upcoming experience that is a continuation of completed experience vs. a new future experience?

**Existing/Ongoing Experiences** – activities you have already started *and* will be continuing during your application cycle (existing experiences for which you plan to complete additional hours in the future – i.e., continuation of a current or completed experience)

- Hours will be divided within the same experience entry to indicate which hours have been completed *and* which hours are anticipated as future hours (you will need to fill out *both* the “Completed Hours” and “Anticipated Hours” sections)
- Under the “Completed Hours” section, enter your completed experience information (note: date ranges cannot have future dates)
  - Enter the month and year you began the experience for the “Start Date”

- Start date must be the current month\* or earlier
  - Enter the month and year you concluded the experience for the “End Date”
    - End date cannot go beyond the month and year the information is entered (the month/year that you submit your application)
  - Enter the total hours completed during the date range entered in the “Completed Hours” field
- Select “Yes” for “Do you anticipate completing any hours for this experience in the future?”
- Under the “Anticipated Hours” section, enter your anticipated experience information
  - Enter the month and year you plan to begin the experience for the “Start Date”
    - The start date must be the current month\* or later
  - Enter the month and year you plan to conclude the experience for the “End Date”
    - The latest end date must be no later than August of the matriculating/following year (August 2024)
  - Enter the total hours you plan to engage in this activity during the date range entered in the “Anticipated Hours” field

### Completed Hours

**i** This section focuses on what you have completed. Please enter the date range and hours completed for this experience. If you participated in this activity on multiple occasions, please select “Yes” to repeated and enter the applicable date ranges and hours. Note: the start date must be the current month and year or earlier, the latest end date you can select is the current month and year. **If you have not started this experience, please enter May 2023 as the Start and End Dates and enter zero (0) in the Completed Hours field.**

<p>Start Date *</p> <div style="border: 1px solid #ccc; padding: 5px; display: flex; justify-content: space-between;"> <span>April</span> <span>x ▼</span> </div>	<p>End Date *</p> <div style="border: 1px solid #ccc; padding: 5px; display: flex; justify-content: space-between;"> <span>June</span> <span>x ▼</span> </div>	<p>Completed Hours *</p> <div style="border: 1px solid #ccc; padding: 5px; text-align: center;">75</div>
<div style="border: 1px solid #ccc; padding: 5px; display: flex; justify-content: space-between;"> <span>2022</span> <span>x ▼</span> </div>	<div style="border: 1px solid #ccc; padding: 5px; display: flex; justify-content: space-between;"> <span>2022</span> <span>x ▼</span> </div>	

Repeated \*

- Yes  
 No

## Anticipated Hours



This section enables you to let schools know if you anticipate any additional hours for this experience. If you plan to complete any additional hours, please select "Yes" and enter the date range and number of hours you expect to complete. Note: The start date of your anticipated hours must be either the current month or later, and the latest end date you may select is August of 2024.

Do you anticipate completing any hours for this experience in the future? \*

Yes

No

Anticipated Start Date\*

August



Anticipated End Date \*

October



Anticipated Hours \*

45

2023



2023



Figure 2: Anticipated Work/Activity for a Continuation of a Completed Experience (Not a New Future Experience)

How do I enter a planned experience I have not yet started?

**Experiences Not Yet Started** – a planned new activity that is *not* a continuation of an existing activity

- To access the “Anticipated” section, you must first enter a date range (cannot be future dates) and zero (0) hours under the “Completed” section
- Under the “Completed Hours” section
  - Enter the current month\* for both the start *and* end dates in the “Completed” section
  - Enter 0 (zero) in the “Completed Hours” field
    - By filling out the “Completed” section this way, you are communicating that the experience will begin after the current month\*. Then, the “Anticipated” section will be available to fill out as follows
- Select “Yes” for “Do you anticipate completing any hours for this experience in the future?”
- Under the “Anticipated Hours” section
  - Enter the current month\* and year or later for the “Start Date” (cannot be a date in the past)
  - Enter the month and year you plan to conclude the experience for the “End Date”
    - The latest end date must be no later than August of the matriculating/following year (August 2024)
  - Enter the total hours you expect to fulfill for this activity in the “Anticipated Hours” field

### Completed Hours

**i** This section focuses on what you have completed. Please enter the date range and hours completed for this experience. If you participated in this activity on multiple occasions, please select "Yes" to repeated and enter the applicable date ranges and hours. Note: the start date must be the current month and year or earlier, the latest end date you can select is the current month and year. **If you have not started this experience, please enter May 2023 as the Start and End Dates and enter zero (0) in the Completed Hours field.**

Start Date \*      End Date \*      Completed Hours \*

May x ▾      May x ▾      0

2023 x ▾      2023 x ▾

Repeated \*

Yes

No

### Anticipated Hours

**i** This section enables you to let schools know if you anticipate any additional hours for this experience. If you plan to complete any additional hours, please select "Yes" and enter the date range and number of hours you expect to complete. Note: The start date of your anticipated hours must be either the current month or later, and the latest end date you may select is August of 2024.

Do you anticipate completing any hours for this experience in the future? \*

Yes

No

Anticipated Start Date\*      Anticipated End Date \*      Anticipated Hours \*

August x ▾      October x ▾      45

2023 x ▾      2023 x ▾

Figure 3: Anticipated Work/Activity for a New Future Experience (a Planned Experience Not Yet Started)

### What do I do if I'm a reapplicant?

- Reapplicant work/activities will roll over from the previous application cycle into the "Completed" section
- Review and edit all the rolled over work/activities entries to ensure they are categorized correctly
  - Separate "Completed" and "Anticipated" date ranges and hours as needed (to reflect changes since your previous AMCAS application)

- Entries requiring correction will have an orange icon indicator, as shown in the screenshot below
- Click on the “Edit” icon to review and update the entries for each work/activity
- Update the date ranges in the “Completed Hours” section
- Select “Yes” or “No” for the new Anticipated Hours prompt (“Do you anticipate completing any hours for this experience in the future?”)
- Complete the “Anticipated” section per the instructions above

### Work/Activities

The Work and Activities section is designed to give you the opportunity to include in your application any work or extracurricular activities that you would like to bring to the attention of the medical schools to which you are applying. You can add up to 15 entries. You will be prompted to summarize each experience.

As part of this process, you will be asked to identify up to three experiences that you consider the most meaningful. If you have two or more entries you will be required to identify at least one as the most meaningful. When considering which experiences are the most meaningful, you might consider the transformative nature of the experience: the impact you made while engaging in the activity and the personal growth you experienced as a result of your participation.

Please add your work/activity entries (up to 15 entries).

**ADD WORK/ACTIVITY**


















Status	Work/Activity	Most Meaningful	Actions
	Awards -Top Student Researcher		 
	Shadowing		 
	Book Publications		 
	Clinical Volunteering		 
	Lincoln County Hospital Research Assistant		 

Figure 4: Reapplicant Work/Activity Entries Requiring Correction (Noted via Orange Indicator)

Reference the [2024 AMCAS Applicant Guide](#) for additional information.