



University of Waterloo, 200 University Avenue West, Waterloo, ON  
 January 2018 Diversion Report

2018																		
Month	HT	OCC	O. Paper	OPF	SS	CG&MP	PS/SW/MP	Future Use	Organics	Hazardous	E-waste	Scrap	Skids	Misc	Recovered - 2018	Landfilled - 2018	Total	Diversion
Jan-18	0.00	0.00	0.00	9.05	0.00	0.00	0.00	0.00	0.00	0.00	0.00	0.00	0.00	0.00	9.05	0.00	9.05	100%
Feb-18																		
Mar-18																		
Apr-18																		
May-18																		
Jun-18																		
Jul-18																		
Aug-18																		
Sep-18																		
Oct-18																		
Nov-18																		
Dec-18																		
<b>Total</b>	<b>0.00</b>	<b>0.00</b>	<b>0.00</b>	<b>9.05</b>	<b>0.00</b>	<b>0.00</b>	<b>0.00</b>	<b>0.00</b>	<b>0.00</b>	<b>0.00</b>	<b>0.00</b>	<b>0.00</b>	<b>0.00</b>	<b>0.00</b>	<b>9.05</b>	<b>0.00</b>	<b>9.05</b>	
<b>Average</b>	<b>0.00</b>	<b>0.00</b>	<b>0.00</b>	<b>9.05</b>	<b>0.00</b>	<b>0.00</b>	<b>0.00</b>	<b>0.00</b>	<b>0.00</b>	<b>0.00</b>	<b>0.00</b>	<b>0.00</b>	<b>0.00</b>	<b>0.00</b>	<b>9.05</b>	<b>0.00</b>	<b>9.05</b>	<b>100.0%</b>

Notes:

2017																		
Month	HT	OCC	O. Paper	OPF	SS	CG&MP	PS/SW/MP	Future Use	Organics	Hazardous	E-waste	Scrap	Skids	Misc	Recovered - 2017	Landfilled - 2017	Total	Diversion
Jan-17	0.00	0.00	0.00	1.36	4.20	0.00	0.00	0.00	0.00	0.00	0.00	0.00	0.00	0.00	5.56	0.00	5.56	100%
Feb-17	0.00	0.00	0.00	7.75	6.73	0.00	0.00	0.00	0.00	0.00	0.00	0.00	0.00	0.00	14.48	0.00	14.48	100%
Mar-17	0.00	0.00	0.00	5.03	5.36	0.00	0.00	0.00	0.00	0.00	0.00	0.00	0.00	0.00	10.39	0.00	10.39	100%
Apr-17	0.00	0.00	0.00	8.20	3.98	0.00	0.00	0.00	0.00	0.00	0.00	0.00	0.00	0.00	12.18	0.00	12.18	100%
May-17	0.00	0.00	0.00	16.69	6.60	0.00	0.00	0.00	0.00	0.00	0.00	0.00	0.00	0.00	23.29	0.00	23.29	100%
Jun-17	0.00	0.00	0.00	11.16	0.00	0.00	0.00	0.00	0.00	0.00	0.00	0.00	0.00	0.00	11.16	0.00	11.16	100%
Jul-17	0.00	0.00	0.00	16.86	0.00	0.00	0.00	0.00	0.00	0.00	0.00	0.00	0.00	0.00	16.86	0.00	16.86	100%
Aug-17	0.00	0.00	0.00	23.35	0.00	0.00	0.00	0.00	0.00	0.00	0.00	0.00	0.00	0.00	23.35	0.00	23.35	100%
Sep-17	0.00	0.00	0.00	28.09	0.00	0.00	0.00	0.00	0.00	0.00	0.00	0.00	0.00	0.00	28.09	0.00	28.09	100%
Oct-17	0.00	0.00	0.00	4.97	0.00	0.00	0.00	0.00	0.00	0.00	0.00	0.00	0.00	0.00	4.97	0.00	4.97	100%
Nov-17	0.00	0.00	0.00	7.78	0.00	0.00	0.00	0.00	0.00	0.00	0.00	0.00	0.00	0.00	7.78	0.00	7.78	100%
Dec-17	0.00	0.00	0.00	6.95	0.00	0.00	0.00	0.00	0.00	0.00	0.00	0.00	0.00	0.00	6.95	0.00	6.95	100%
<b>Total</b>	<b>0.00</b>	<b>0.00</b>	<b>0.00</b>	<b>138.19</b>	<b>26.87</b>	<b>0.00</b>	<b>0.00</b>	<b>0.00</b>	<b>0.00</b>	<b>0.00</b>	<b>0.00</b>	<b>0.00</b>	<b>0.00</b>	<b>0.00</b>	<b>165.06</b>	<b>0.00</b>	<b>165.06</b>	
<b>Average</b>	<b>0.00</b>	<b>0.00</b>	<b>0.00</b>	<b>11.52</b>	<b>2.24</b>	<b>0.00</b>	<b>0.00</b>	<b>0.00</b>	<b>0.00</b>	<b>0.00</b>	<b>0.00</b>	<b>0.00</b>	<b>0.00</b>	<b>0.00</b>	<b>13.76</b>	<b>0.00</b>	<b>13.76</b>	<b>100.0%</b>

Legend

All weights provided in Metric Tonnes

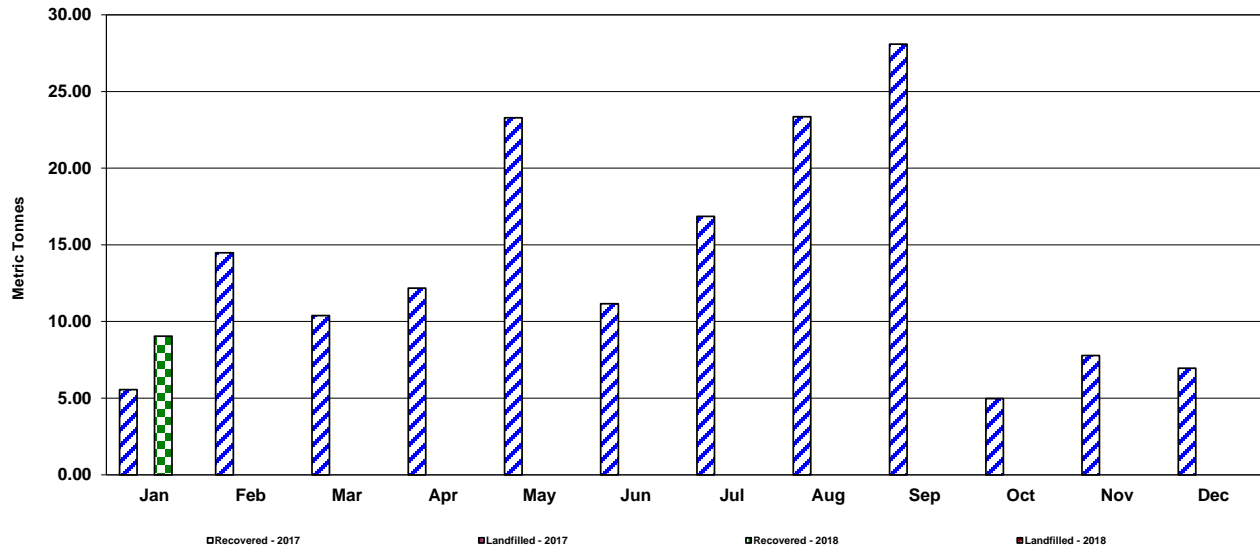
<b>HT</b>	Hand Towels	<b>Reused</b>	Reused Material	<b>Recovered</b>	Sum of All Recovered and Recyclable Materials
<b>OCC</b>	Old Corrugated Containers	<b>Organics</b>	Food Wastes, Cafeteria Waste	<b>Landfilled</b>	Refuse Material Sent to Landfill
<b>O. Paper</b>	Other Papers	<b>Hazardous</b>	Hazardous Wastes	<b>Total</b>	Sum of All Materials
<b>OPF</b>	Office Paper Fibre	<b>E-Waste</b>	Waste Electronic and Electrical Equipment (Incl. Toner Cartridges)	<b>Diversion</b>	Diversion Rate (Recycled / Total)
<b>SS</b>	Secure Shredding	<b>Scrap</b>	Scrap Metals (All)		
<b>CG&amp;MP</b>	Cans, Glass & Mixed Plastic (Cafeteria type)	<b>Skids</b>	Pallets, skids		
<b>PS/SW/MP</b>	Plastic Strapping, Shrink Wrap, Mixed Plastics (Industrial type)	<b>Misc</b>	Miscellaneous Recovered Materials		

**CASCADES RECOVERY+**

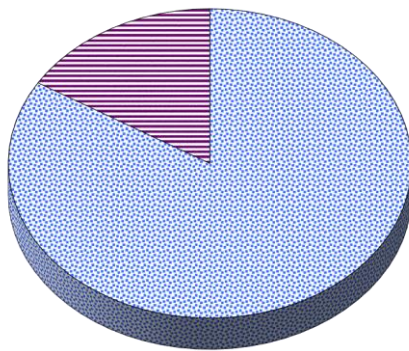
# CASCADES RECOVERY+

University of Waterloo, 200 University Avenue West, Waterloo, ON  
 January 2018 Diversion Report

**You have saved 154 trees in 2018**




**Material Contribution to Diversion 2017**



- HT
- O. Paper
- SS
- PS/SW/MP
- Organics
- E-waste
- Skids
- OCC
- OPF
- CG&MP
- Future Use
- Hazardous
- Scrap
- Misc

**Material Contribution to Diversion 2018**



## Comments

Notes:

**Did you know...** Cascades Recovery+ offers unique services by providing a comprehensive approach that manages the diversion of discarded materials. We assist our customers in achieving their sustainability goals while delivering cost effective recovery methods. Unlike waste companies whose primary business is “waste to landfill” – our business is to “divert material from landfill” and find ways to use the discarded materials over and over again, working towards zero waste.

For further information regarding your Diversion Report or information on additional material recovery services, please contact: **Joshua Zurriel**  
 Technical Analyst, Sustainable Material Management Group  
 (416) 231-2525 ext. 60294

# CASCADES RECOVERY+

The Sustainable Material Management Group of Cascades Recovery+ hereby certifies that

University of Waterloo, 200 University Avenue West, Waterloo, ON

through their participation in the Recovery ...PLUS® program  
attained the following achievements in

**January 2018**

Total Material Recovered: 9.1 Metric Tonnes

Landfill Reduction: 35.3 Cubic Yards

Energy Saved: 67020 kWh

Carbon Dioxide Emission Reduction: 39.6 Te CO<sub>2</sub>e

Water Saved: 264710 Litres

Oil (Petroleum) Saved: 39.4 Barrels

Trees Saved: 154 Mature Trees

**Diversion Rate of 100%**



Joshua Zuriel  
Technical Analyst

\*Diversion Rate is calculated using material values recovered by Cascades Recovery+ and values provided to Cascades Recovery+