



2023																		
Month	HT	OCC	O. Paper	OPF	SS	CG&MP	Plastics	Future Use	Organics	Hazardous	E-waste	Scrap	Skids	Misc	Recovered - 2023	Landfilled - 2023	Total	Diversion
Jan-23	0.00	0.00	0.00	3.58	0.00	0.00	0.00	0.00	0.00	0.00	0.00	0.00	0.00	0.00	3.58	0.00	3.58	100%
Feb-23	0.00	0.00	4.49	0.00	0.00	0.00	0.00	0.00	0.00	0.00	0.00	0.00	0.00	0.00	4.49	0.00	4.49	100%
Mar-23	0.00	0.00	4.69	4.46	0.00	0.00	0.00	0.00	0.00	0.00	0.00	0.00	0.00	0.00	9.15	0.00	9.15	100%
Apr-23	0.00	0.00	3.74	0.00	0.00	0.00	0.00	0.00	0.00	0.00	0.00	0.00	0.00	0.00	3.74	0.00	3.74	100%
May-23	0.00	0.00	0.00	7.80	0.00	0.00	0.00	0.00	0.00	0.00	0.00	0.00	0.00	0.00	7.80	0.00	7.80	100%
Jun-23	0.00	0.00	3.78	0.00	0.00	0.00	0.00	0.00	0.00	0.00	0.00	0.00	0.00	0.00	3.78	0.00	3.78	100%
Jul-23	0.00	0.00	0.00	3.90	0.00	0.00	0.00	0.00	0.00	0.00	0.00	0.00	0.00	0.00	3.90	0.00	3.90	100%
Aug-23	0.00	0.00	0.00	4.65	0.00	0.00	0.00	0.00	0.00	0.00	0.00	0.00	0.00	0.00	4.65	0.00	4.65	100%
Sep-23	0.00	0.00	0.00	7.96	0.00	0.00	0.00	0.00	0.00	0.00	0.00	0.00	0.10	0.00	8.06	0.00	8.06	100%
Oct-23	0.00	0.00	0.00	10.75	0.00	0.00	0.00	0.00	0.00	0.00	0.00	0.00	0.00	0.00	10.75	0.00	10.75	100%
Nov-23	0.00	0.00	0.00	4.65	0.00	0.00	0.00	0.00	0.00	0.00	0.00	0.00	0.00	0.00	4.65	0.00	4.65	100%
Dec-23	0.00	0.00	0.00	3.55	0.00	0.00	0.00	0.00	0.00	0.00	0.00	0.00	0.00	0.00	3.55	0.00	3.55	100%
<b>Total</b>	<b>0.00</b>	<b>0.00</b>	<b>16.70</b>	<b>51.30</b>	<b>0.00</b>	<b>0.00</b>	<b>0.00</b>	<b>0.00</b>	<b>0.00</b>	<b>0.00</b>	<b>0.00</b>	<b>0.00</b>	<b>0.10</b>	<b>0.00</b>	<b>68.10</b>	<b>0.00</b>	<b>68.10</b>	
<b>Average</b>	<b>0.00</b>	<b>0.00</b>	<b>1.39</b>	<b>4.28</b>	<b>0.00</b>	<b>0.00</b>	<b>0.00</b>	<b>0.00</b>	<b>0.00</b>	<b>0.00</b>	<b>0.00</b>	<b>0.00</b>	<b>0.01</b>	<b>0.00</b>	<b>5.68</b>	<b>0.00</b>	<b>5.68</b>	<b>100.0%</b>

Notes:

2022																		
Month	HT	OCC	O. Paper	OPF	SS	CG&MP	Plastics	Future Use	Organics	Hazardous	E-waste	Scrap	Skids	Misc	Recovered - 2022	Landfilled - 2022	Total	Diversion
Jan-22	0.00	0.00	0.00	4.04	0.00	0.00	0.00	0.00	0.00	0.00	0.00	0.00	0.00	0.00	4.04	0.00	4.04	100%
Feb-22	0.00	0.00	0.00	5.80	0.00	0.00	0.00	0.00	0.00	0.00	0.00	0.00	0.00	0.00	5.80	0.00	5.80	100%
Mar-22	0.00	0.00	0.00	0.00	0.00	0.00	0.00	0.00	0.00	0.00	0.00	0.00	0.00	0.00	0.00	0.00	0.00	0%
Apr-22	0.00	0.00	0.00	6.70	0.00	0.00	0.00	0.00	0.00	0.00	0.00	0.00	0.00	0.00	6.70	0.00	6.70	100%
May-22	0.00	0.00	0.00	6.03	0.00	0.00	0.00	0.00	0.00	0.00	0.00	0.00	0.00	0.00	6.03	0.00	6.03	100%
Jun-22	0.00	0.00	0.00	0.00	0.00	0.00	0.00	0.00	0.00	0.00	0.00	0.00	0.00	0.00	0.00	0.00	0.00	0%
Jul-22	0.00	0.00	0.00	6.00	0.00	0.00	0.00	0.00	0.00	0.00	0.00	0.00	0.00	0.00	6.00	0.00	6.00	100%
Aug-22	0.00	0.00	0.00	10.03	8.12	0.00	0.00	0.00	0.00	0.00	0.00	0.00	0.00	0.00	18.15	0.00	18.15	100%
Sep-22	0.00	0.00	0.00	0.00	0.00	0.00	0.00	0.00	0.00	0.00	0.00	0.00	0.00	0.00	0.00	0.00	0.00	0%
Oct-22	0.00	0.00	0.00	5.23	0.00	0.00	0.00	0.00	0.00	0.00	0.00	0.00	0.00	0.00	5.23	0.00	5.23	100%
Nov-22	0.00	0.00	0.00	4.31	0.00	0.00	0.00	0.00	0.00	0.00	0.00	0.00	0.00	0.00	4.31	0.00	4.31	100%
Dec-22	0.00	0.00	0.00	4.20	0.00	0.00	0.00	0.00	0.00	0.00	0.00	0.00	0.00	0.00	4.20	0.00	4.20	100%
<b>Total</b>	<b>0.00</b>	<b>0.00</b>	<b>0.00</b>	<b>52.34</b>	<b>8.12</b>	<b>0.00</b>	<b>0.00</b>	<b>0.00</b>	<b>0.00</b>	<b>0.00</b>	<b>0.00</b>	<b>0.00</b>	<b>0.00</b>	<b>0.00</b>	<b>60.46</b>	<b>0.00</b>	<b>60.46</b>	
<b>Average</b>	<b>0.00</b>	<b>0.00</b>	<b>0.00</b>	<b>4.36</b>	<b>0.68</b>	<b>0.00</b>	<b>0.00</b>	<b>0.00</b>	<b>0.00</b>	<b>0.00</b>	<b>0.00</b>	<b>0.00</b>	<b>0.00</b>	<b>0.00</b>	<b>5.04</b>	<b>0.00</b>	<b>5.04</b>	<b>100.0%</b>

**Legend**

All weights provided in Metric Tonnes

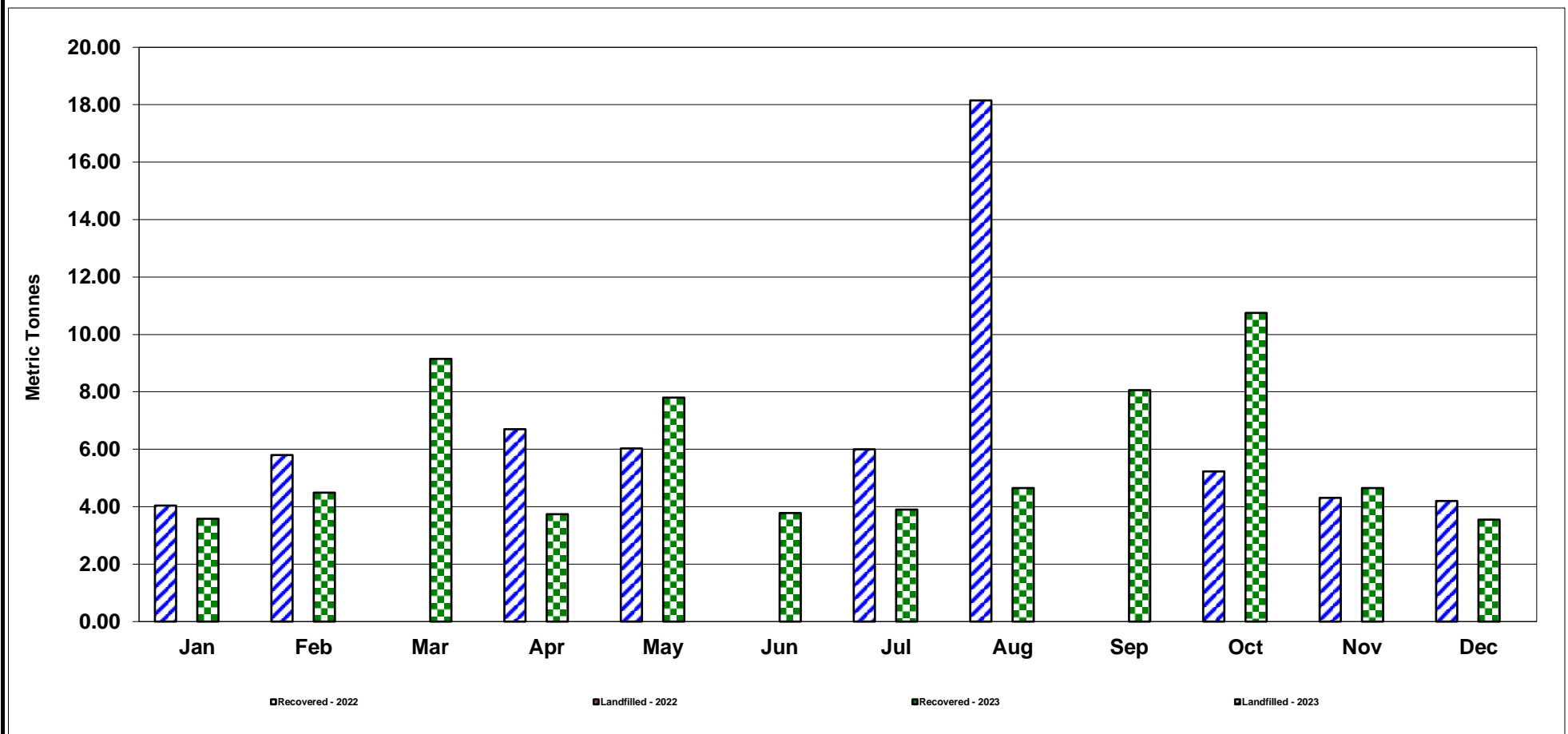
<b>HT</b>	Hand Towels	<b>Reused</b>	Reused Material	<b>Recovered</b>	Sum of All Recovered and Recyclable Materials
<b>OCC</b>	Old Corrugated Containers	<b>Organics</b>	Food Wastes, Cafeteria Waste	<b>Landfilled</b>	Refuse Material Sent to Landfill
<b>O. Paper</b>	Other Papers	<b>Hazardous</b>	Hazardous Wastes	<b>Total</b>	Sum of All Materials
<b>OPF</b>	Office Paper Fibre	<b>E-Waste</b>	Waste Electronic and Electrical Equipment (Incl. Toner Cartridges)	<b>Diversion</b>	Diversion Rate (Recycled / Total)
<b>SS</b>	Secure Shredding	<b>Scrap</b>	Scrap Metals (All)		
<b>CG&amp;MP</b>	Cans, Glass & Mixed Plastic (Cafeteria type)	<b>Skids</b>	Pallets, skids		
<b>Plastics</b>	HDPE #2, LDPE #4, PP #5 (Industrial type)	<b>Misc</b>	Miscellaneous Recovered Materials		



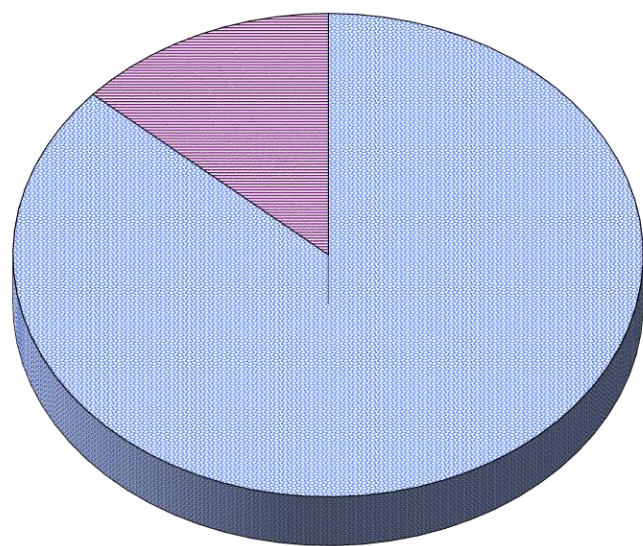
# CASCADES RECOVERY+

University of Waterloo, 200 University Avenue West, Waterloo, ON  
December 2023 Diversion Report

You have saved 1156 trees in 2023

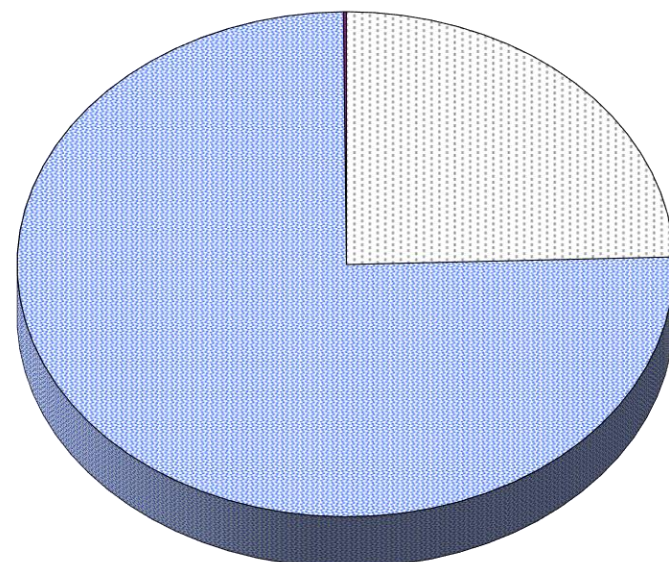


Material Contribution to Diversion 2022



- DHT
- OCC
- O. Paper
- OPF
- SS
- CG&MP
- Plastics
- Future Use
- Organics
- Hazardous
- E-waste
- Scrap
- Skids
- Misc

Material Contribution to Diversion 2023



## Comments

**Did you know...** Cascades Recovery+ offers unique services by providing a comprehensive approach that manages the diversion of discarded materials. We assist our customers in achieving their sustainability goals while delivering cost effective recovery methods. Unlike waste companies whose primary business is “waste to landfill” – our business is to “divert material from landfill” and find ways to use the discarded materials over and over again, working towards zero waste.

For further information regarding your Diversion Report or information on additional material recovery services, please contact:

**Sierra Davidson**  
**Sustainability Advisor**  
**(647) 234-9566**

Notes:

# CASCADES RECOVERY+

The Sustainable Development Advisory Group of Cascades Recovery+ hereby certifies that

**University of Waterloo, 200 University Avenue West, Waterloo, ON**

through their participation in the Recovery Plus Program  
attained the following achievements in

**December 2023**

Total Material Recovered: 3.6 Metric Tonnes

Landfill Reduction: 13.8 Cubic Yards

Energy Saved: 26290 kWh

Carbon Dioxide Emission Reduction: 15.5 Te CO<sub>2</sub>e

Water Saved: 103840 Litres

Oil (Petroleum) Saved: 15.5 Barrels

Notes:

**Diversion Rate of 100%**

**Sierra Davidson**

Sustainability Advisor

\*Diversion Rate is calculated using material values recovered by Cascades Recovery+ and values provided to Cascades Recovery+

# CASCADES RECOVERY+

The Sustainable Development Advisory Group of Cascades Recovery+ hereby certifies that

University of Waterloo, 200 University Avenue West, Waterloo, ON

through their participation in the Recovery Plus Program  
attained the following achievements from

**October to December 2023**

Total Material Recovered: 19 Metric Tonnes

Landfilled Reduction: 73.9 Cubic Yards

Energy Saved: 140330 kWh

Carbon Dioxide Emission Reduction: 83 Te CO<sub>2</sub>e

Water Saved: 554290 Litres

Oil (Petroleum) Saved: 82.5 Barrels

Trees Saved: 322 Mature Trees

**Diversion Rate of 100%**

**Sierra Davidson**

Sustainability Advisor

\*Diversion Rate is calculated using material values recovered by Cascades Recovery+ and values provided to Cascades Recovery+