



University of Waterloo, 200 University Avenue West, Waterloo, ON
September 2020 Diversion Report

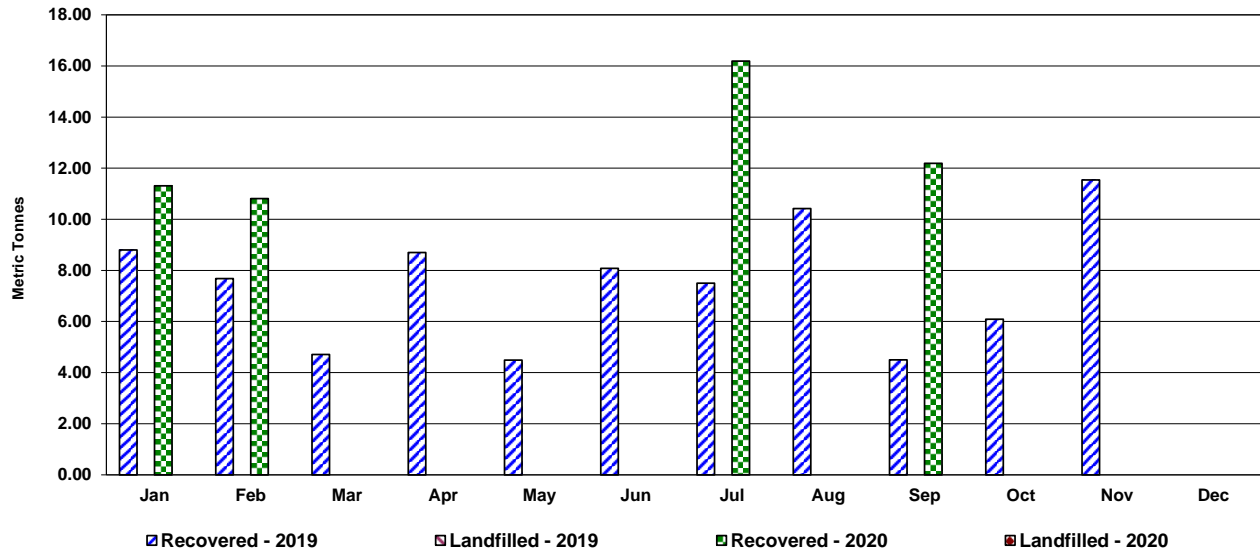
2020																		
Month	HT	OCC	O. Paper	OPF	SS	CG&MP	Plastics	Future Use	Organics	Hazardous	E-waste	Scrap	Skids	Misc	Recovered - 2020	Landfilled - 2020	Total	Diversion
Jan-20	0.00	0.00	0.00	11.31	0.00	0.00	0.00	0.00	0.00	0.00	0.00	0.00	0.00	0.00	11.31	0.00	11.31	100%
Feb-20	0.00	0.00	0.00	10.81	0.00	0.00	0.00	0.00	0.00	0.00	0.00	0.00	0.00	0.00	10.81	0.00	10.81	100%
Mar-20	0.00	0.00	0.00	0.00	0.00	0.00	0.00	0.00	0.00	0.00	0.00	0.00	0.00	0.00	0.00	0.00	0.00	0%
Apr-20	0.00	0.00	0.00	0.00	0.00	0.00	0.00	0.00	0.00	0.00	0.00	0.00	0.00	0.00	0.00	0.00	0.00	0%
May-20	0.00	0.00	0.00	0.00	0.00	0.00	0.00	0.00	0.00	0.00	0.00	0.00	0.00	0.00	0.00	0.00	0.00	0%
Jun-20	0.00	0.00	0.00	0.00	0.00	0.00	0.00	0.00	0.00	0.00	0.00	0.00	0.00	0.00	0.00	0.00	0.00	0%
Jul-20	0.00	0.00	0.00	5.11	11.08	0.00	0.00	0.00	0.00	0.00	0.00	0.00	0.00	0.00	16.19	0.00	16.19	100%
Aug-20	0.00	0.00	0.00	0.00	0.00	0.00	0.00	0.00	0.00	0.00	0.00	0.00	0.00	0.00	0.00	0.00	0.00	0%
Sep-20	0.00	0.00	0.00	12.19	0.00	0.00	0.00	0.00	0.00	0.00	0.00	0.00	0.00	0.00	12.19	0.00	12.19	100%
Oct-20																		
Nov-20																		
Dec-20																		
Total	0.00	0.00	0.00	39.42	11.08	0.00	0.00	0.00	0.00	0.00	0.00	0.00	0.00	0.00	50.50	0.00	50.50	
Average	0.00	0.00	0.00	4.38	1.23	0.00	0.00	0.00	0.00	0.00	0.00	0.00	0.00	0.00	5.61	0.00	5.61	100.0%
Notes:																		
2019																		
Month	HT	OCC	O. Paper	OPF	SS	CG&MP	Plastics	Future Use	Organics	Hazardous	E-waste	Scrap	Skids	Misc	Recovered - 2019	Landfilled - 2019	Total	Diversion
Jan-19	0.00	0.00	0.00	8.80	0.00	0.00	0.00	0.00	0.00	0.00	0.00	0.00	0.00	0.00	8.80	0.00	8.80	100%
Feb-19	0.00	0.00	0.00	5.42	2.26	0.00	0.00	0.00	0.00	0.00	0.00	0.00	0.00	0.00	7.68	0.00	7.68	100%
Mar-19	0.00	0.00	0.00	4.71	0.00	0.00	0.00	0.00	0.00	0.00	0.00	0.00	0.00	0.00	4.71	0.00	4.71	100%
Apr-19	0.00	0.00	0.00	8.70	0.00	0.00	0.00	0.00	0.00	0.00	0.00	0.00	0.00	0.00	8.70	0.00	8.70	100%
May-19	0.00	0.00	0.00	4.49	0.00	0.00	0.00	0.00	0.00	0.00	0.00	0.00	0.00	0.00	4.49	0.00	4.49	100%
Jun-19	0.00	0.00	0.00	8.08	0.00	0.00	0.00	0.00	0.00	0.00	0.00	0.00	0.00	0.00	8.08	0.00	8.08	100%
Jul-19	0.00	0.00	0.00	7.50	0.00	0.00	0.00	0.00	0.00	0.00	0.00	0.00	0.00	0.00	7.50	0.00	7.50	100%
Aug-19	0.00	0.00	0.00	10.42	0.00	0.00	0.00	0.00	0.00	0.00	0.00	0.00	0.00	0.00	10.42	0.00	10.42	100%
Sep-19	0.00	0.00	0.00	4.50	0.00	0.00	0.00	0.00	0.00	0.00	0.00	0.00	0.00	0.00	4.50	0.00	4.50	100%
Oct-19	0.00	0.00	0.00	6.09	0.00	0.00	0.00	0.00	0.00	0.00	0.00	0.00	0.00	0.00	6.09	0.00	6.09	100%
Nov-19	0.00	0.00	0.00	11.54	0.00	0.00	0.00	0.00	0.00	0.00	0.00	0.00	0.00	0.00	11.54	0.00	11.54	100%
Dec-19	0.00	0.00	0.00	0.00	0.00	0.00	0.00	0.00	0.00	0.00	0.00	0.00	0.00	0.00	0.00	0.00	0.00	0%
Total	0.00	0.00	0.00	80.25	2.26	0.00	0.00	0.00	0.00	0.00	0.00	0.00	0.00	0.00	82.51	0.00	82.51	
Average	0.00	0.00	0.00	6.69	0.19	0.00	0.00	0.00	0.00	0.00	0.00	0.00	0.00	0.00	6.88	0.00	6.88	100.0%
Legend																		
All weights provided in Metric Tonnes																		
HT	Hand Towels																	
OCC	Old Corrugated Containers																	
O. Paper	Other Papers																	
OPF	Office Paper Fibre																	
SS	Secure Shredding																	
CG&MP	Cans, Glass & Mixed Plastic (Cafeteria type)																	
Plastics	HDPE #2, LDPE #4, PP #5 (Industrial type)																	
Reused	Reused Material																	
Organics	Food Wastes, Cafeteria Waste																	
Hazardous	Hazardous Wastes																	
E-Waste	Waste Electronic and Electrical Equipment (Incl. Toner Cartridges)																	
Scrap	Scrap Metals (All)																	
Skids	Pallets, skids																	
Misc	Miscellaneous Recovered Materials																	
Recovered	Sum of All Recovered and Recyclable Materials																	
Landfilled	Refuse Material Sent to Landfill																	
Total	Sum of All Materials																	
Diversion	Diversion Rate (Recycled / Total)																	

CASCADES RECOVERY+

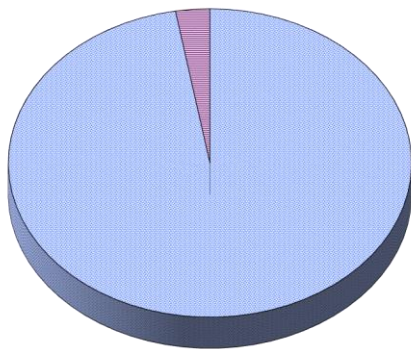
CASCADES RECOVERY+

University of Waterloo, 200 University Avenue West, Waterloo, ON
 September 2020 Diversion Report

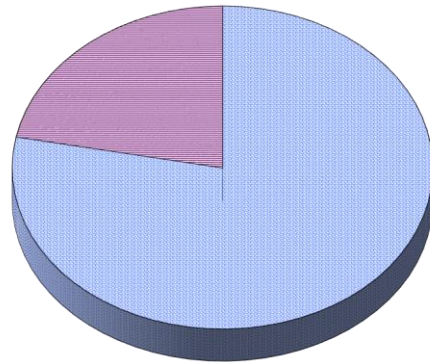
You have saved 859 trees in 2020



Material Contribution to Diversion 2019



Material Contribution to Diversion 2020



- HT
- O. Paper
- SS
- Plastics
- Organics
- E-waste
- Skids
- OCC
- OPF
- CG&MP
- Future Use
- Hazardous
- Scrap
- Misc

Comments

Notes:

Did you know... Cascades Recovery+ offers unique services by providing a comprehensive approach that manages the diversion of discarded materials. We assist our customers in achieving their sustainability goals while delivering cost effective recovery methods. Unlike waste companies whose primary business is “waste to landfill” – our business is to “divert material from landfill” and find ways to use the discarded materials over and over again, working towards zero waste.

For further information regarding your Diversion Report or information on additional material recovery services, please contact: **Joshua Zuriel**
 Technical Analyst, Sustainable Material Management Group
 (416) 231-2525 ext. 60294

CASCADES RECOVERY+

The Sustainable Material Management Group of Cascades Recovery+ hereby certifies that

University of Waterloo, 200 University Avenue West, Waterloo, ON

through their participation in the Recovery ...PLUS® program
attained the following achievements in

September 2020

Total Material Recovered: 12.2 Metric Tonnes

Landfill Reduction: 47.5 Cubic Yards

Energy Saved: 90270 kWh

Carbon Dioxide Emission Reduction: 53.4 Te CO₂e

Water Saved: 356560 Litres

Oil (Petroleum) Saved: 53.1 Barrels

Trees Saved: 207 Mature Trees

Diversion Rate of 100%



Joshua Zuriel
Technical Analyst

*Diversion Rate is calculated using material values recovered by Cascades Recovery+ and values provided to Cascades Recovery+