



University of Waterloo, 200 University Avenue West, Waterloo, ON  
 May 2017 Diversion Report

2017																		
Month	HT	OCC	O. Paper	OPF	SS	CG&MP	PS/SW/MP	Future Use	Organics	Hazardous	E-waste	Scrap	Skids	Misc	Recovered - 2017	Landfilled - 2017	Total	Diversion
Jan-17	0.00	0.00	0.00	1.36	4.20	0.00	0.00	0.00	0.00	0.00	0.00	0.00	0.00	0.00	5.56	0.00	5.56	100%
Feb-17	0.00	0.00	0.00	7.75	6.73	0.00	0.00	0.00	0.00	0.00	0.00	0.00	0.00	0.00	14.48	0.00	14.48	100%
Mar-17	0.00	0.00	0.00	5.03	5.36	0.00	0.00	0.00	0.00	0.00	0.00	0.00	0.00	0.00	10.39	0.00	10.39	100%
Apr-17	0.00	0.00	0.00	8.20	3.98	0.00	0.00	0.00	0.00	0.00	0.00	0.00	0.00	0.00	12.18	0.00	12.18	100%
May-17	0.00	0.00	0.00	16.69	6.60	0.00	0.00	0.00	0.00	0.00	0.00	0.00	0.00	0.00	23.29	0.00	23.29	100%
Jun-17																		
Jul-17																		
Aug-17																		
Sep-17																		
Oct-17																		
Nov-17																		
Dec-17																		
<b>Total</b>	<b>0.00</b>	<b>0.00</b>	<b>0.00</b>	<b>39.03</b>	<b>26.87</b>	<b>0.00</b>	<b>0.00</b>	<b>0.00</b>	<b>0.00</b>	<b>0.00</b>	<b>0.00</b>	<b>0.00</b>	<b>0.00</b>	<b>0.00</b>	<b>65.90</b>	<b>0.00</b>	<b>65.90</b>	
<b>Average</b>	<b>0.00</b>	<b>0.00</b>	<b>0.00</b>	<b>7.81</b>	<b>5.37</b>	<b>0.00</b>	<b>0.00</b>	<b>0.00</b>	<b>0.00</b>	<b>0.00</b>	<b>0.00</b>	<b>0.00</b>	<b>0.00</b>	<b>0.00</b>	<b>13.18</b>	<b>0.00</b>	<b>13.18</b>	<b>100.0%</b>

Notes:

2016																		
Month	HT	OCC	O. Paper	OPF	SS	CG&MP	PS/SW/MP	Future Use	Organics	Hazardous	E-waste	Scrap	Skids	Misc	Recovered - 2016	Landfilled - 2016	Total	Diversion
Jan-16	0.00	0.00	0.00	7.62	0.00	0.00	0.00	0.00	0.00	0.00	0.00	0.00	0.00	0.00	7.62	0.00	7.62	100%
Feb-16	0.00	0.00	0.00	3.40	0.00	0.00	0.00	0.00	0.00	0.00	0.00	0.00	0.00	0.00	3.40	0.00	3.40	100%
Mar-16	0.00	0.00	0.00	7.10	0.00	0.00	0.00	0.00	0.00	0.00	0.00	0.00	0.00	0.00	7.10	0.00	7.10	100%
Apr-16	0.00	0.00	0.00	5.00	0.00	0.00	0.00	0.00	0.00	0.00	0.00	0.00	0.00	0.00	5.00	0.00	5.00	100%
May-16	0.00	0.00	0.00	12.50	0.00	0.00	0.00	0.00	0.00	0.00	0.00	0.00	0.00	0.00	12.50	0.00	12.50	100%
Jun-16	0.00	0.00	0.00	9.40	0.00	0.00	0.00	0.00	0.00	0.00	0.00	0.00	0.00	0.00	9.40	0.00	9.40	100%
Jul-16	0.00	0.00	0.00	9.90	0.00	0.00	0.00	0.00	0.00	0.00	0.00	0.00	0.00	0.00	9.90	0.00	9.90	100%
Aug-16	0.00	0.00	0.00	9.62	0.00	0.00	0.00	0.00	0.00	0.00	0.00	0.00	0.00	0.00	9.62	0.00	9.62	100%
Sep-16	0.00	0.00	0.00	7.86	0.00	0.00	0.00	0.00	0.00	0.00	0.00	0.00	0.00	0.00	7.86	0.00	7.86	100%
Oct-16	0.00	0.00	0.00	10.80	0.00	0.00	0.00	0.00	0.00	0.00	0.00	0.00	0.00	0.00	10.80	0.00	10.80	100%
Nov-16	0.00	0.00	0.00	6.90	0.00	0.00	0.00	0.00	0.00	0.00	0.00	0.00	0.00	0.00	6.90	0.00	6.90	100%
Dec-16	0.00	0.00	0.00	5.00	0.00	0.00	0.00	0.00	0.00	0.00	0.00	0.00	0.00	0.00	5.00	0.00	5.00	100%
<b>Total</b>	<b>0.00</b>	<b>0.00</b>	<b>0.00</b>	<b>95.10</b>	<b>0.00</b>	<b>0.00</b>	<b>0.00</b>	<b>0.00</b>	<b>0.00</b>	<b>0.00</b>	<b>0.00</b>	<b>0.00</b>	<b>0.00</b>	<b>0.00</b>	<b>95.10</b>	<b>0.00</b>	<b>95.10</b>	
<b>Average</b>	<b>0.00</b>	<b>0.00</b>	<b>0.00</b>	<b>7.93</b>	<b>0.00</b>	<b>0.00</b>	<b>0.00</b>	<b>0.00</b>	<b>0.00</b>	<b>0.00</b>	<b>0.00</b>	<b>0.00</b>	<b>0.00</b>	<b>0.00</b>	<b>7.93</b>	<b>0.00</b>	<b>7.93</b>	<b>100.0%</b>

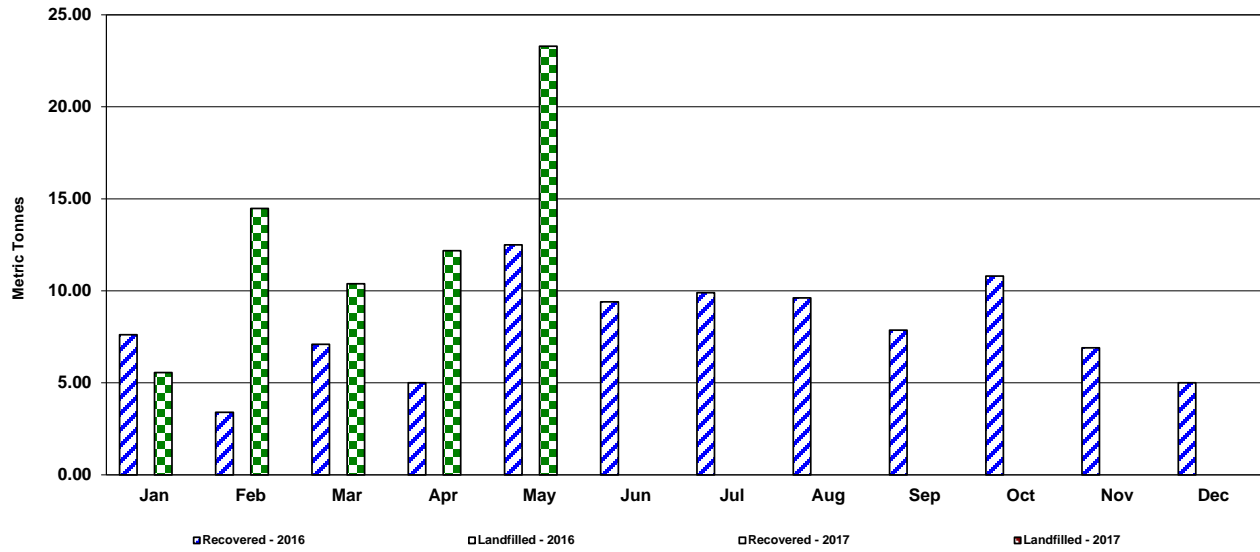
Legend			
All weights provided in Metric Tonnes			
<b>HT</b>	Hand Towels	<b>Reused</b>	Reused Material
<b>OCC</b>	Old Corrugated Containers	<b>Organics</b>	Food Wastes, Cafeteria Waste
<b>O. Paper</b>	Other Papers	<b>Hazardous</b>	Hazardous Wastes
<b>OPF</b>	Office Paper Fibre	<b>E-Waste</b>	Waste Electronic and Electrical Equipment (Incl. Toner Cartridges)
<b>SS</b>	Secure Shredding	<b>Scrap</b>	Scrap Metals (All)
<b>CG&amp;MP</b>	Cans, Glass & Mixed Plastic (Cafeteria type)	<b>Skids</b>	Pallets, skids
<b>PS/SW/MP</b>	Plastic Strapping, Shrink Wrap, Mixed Plastics (Industrial type)	<b>Misc</b>	Miscellaneous Recovered Materials
		<b>Recovered</b>	Sum of All Recovered and Recyclable Materials
		<b>Landfilled</b>	Refuse Material Sent to Landfill
		<b>Total</b>	Sum of All Materials
		<b>Diversion</b>	Diversion Rate (Recycled / Total)

**CASCADES RECOVERY+**

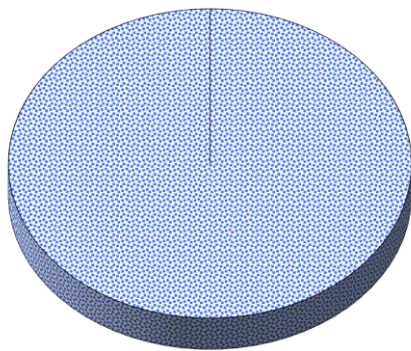
# CASCADES RECOVERY+

University of Waterloo, 200 University Avenue West, Waterloo, ON  
 May 2017 Diversion Report

**You have saved 1120 trees in 2017**

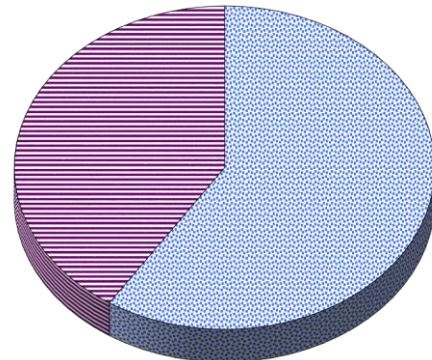


**Material Contribution to Diversion 2016**



- HT
- O. Paper
- SS
- PS/SW/MP
- Organics
- E-waste
- Skids
- OCC
- OPF
- CG&MP
- Future Use
- Hazardous
- Scrap
- Misc

**Material Contribution to Diversion 2017**



## Comments

Notes:

**Did you know...** Cascades Recovery+ offers unique services by providing a comprehensive approach that manages the diversion of discarded materials. We assist our customers in achieving their sustainability goals while delivering cost effective recovery methods. Unlike waste companies whose primary business is “waste to landfill” – our business is to “divert material from landfill” and find ways to use the discarded materials over and over again, working towards zero waste.

For further information regarding your Diversion Report or information on additional material recovery services, please contact: **Joshua Zuriel**  
 Technical Analyst, Sustainable Material Management Group  
 (416) 231-2525 ext. 60294

# CASCADES RECOVERY+

The Sustainable Material Management Group of Cascades Recovery+ hereby certifies that

University of Waterloo, 200 University Avenue West, Waterloo, ON

through their participation in the Recovery ...PLUS® program  
attained the following achievements in

**May 2017**

Total Material Recovered: 23.3 Metric Tonnes

Landfill Reduction: 90.8 Cubic Yards

Energy Saved: 172470 kWh

Carbon Dioxide Emission Reduction: 102 Te CO<sub>2</sub>e

Water Saved: 681230 Litres

Oil (Petroleum) Saved: 101.5 Barrels

Trees Saved: 396 Mature Trees

**Diversion Rate of 100%**



Joshua Zuriel  
Technical Analyst

\*Diversion Rate is calculated using material values recovered by Cascades Recovery+ and values provided to Cascades Recovery+