



2015																		
Month	HT	OCC	O. Paper	OPF	SS	CG&MP	PS/SW/MP	Future Use	Organics	Hazardous	E-waste	Scrap	Skids	Misc	Recovered - 2015	Landfilled - 2015	Total	Diversion
Jan-15	0.00	0.00	0.00	9.90	0.00	0.00	0.00	0.00	0.00	0.00	0.00	0.00	0.00	0.00	9.90	0.00	9.90	100%
Feb-15	0.00	0.00	0.00	9.66	0.00	0.00	0.00	0.00	0.00	0.00	0.00	0.00	0.00	0.00	9.66	0.00	9.66	100%
Mar-15	0.00	0.00	0.00	4.98	0.00	0.00	0.00	0.00	0.00	0.00	0.00	0.00	0.00	0.00	4.98	0.00	4.98	100%
Apr-15	0.00	0.00	0.00	7.50	0.00	0.00	0.00	0.00	0.00	0.00	0.00	0.00	0.00	0.00	7.50	0.00	7.50	100%
May-15	0.00	0.00	0.00	10.66	0.00	0.00	0.00	0.00	0.00	0.00	0.00	0.00	0.00	0.00	10.66	0.00	10.66	100%
Jun-15	0.00	0.00	0.00	12.78	0.00	0.00	0.00	0.00	0.00	0.00	0.00	0.00	0.00	0.00	12.78	0.00	12.78	100%
Jul-15	0.00	0.00	0.00	8.58	0.00	0.00	0.00	0.00	0.00	0.00	0.00	0.00	0.00	0.00	8.58	0.00	8.58	100%
Aug-15	0.00	0.00	0.00	13.02	0.00	0.00	0.00	0.00	0.00	0.00	0.00	0.00	0.00	0.00	13.02	0.00	13.02	100%
Sep-15	0.00	0.00	0.00	9.28	0.00	0.00	0.00	0.00	0.00	0.00	0.00	0.00	0.00	0.00	9.28	0.00	9.28	100%
Oct-15	0.00	0.00	0.00	7.40	0.00	0.00	0.00	0.00	0.00	0.00	0.00	0.00	0.00	0.00	7.40	0.00	7.40	100%
Nov-15	0.00	0.00	0.00	4.20	0.00	0.00	0.00	0.00	0.00	0.00	0.00	0.00	0.00	0.00	4.20	0.00	4.20	100%
Dec-15	0.00	0.00	0.00	3.10	0.00	0.00	0.00	0.00	0.00	0.00	0.00	0.00	0.00	0.00	3.10	0.00	3.10	100%
Total	0.00	0.00	0.00	101.06	0.00	0.00	0.00	0.00	0.00	0.00	0.00	0.00	0.00	0.00	101.06	0.00	101.06	
Average	0.00	0.00	0.00	8.42	0.00	0.00	0.00	0.00	0.00	0.00	0.00	0.00	0.00	0.00	8.42	0.00	8.42	100.0%

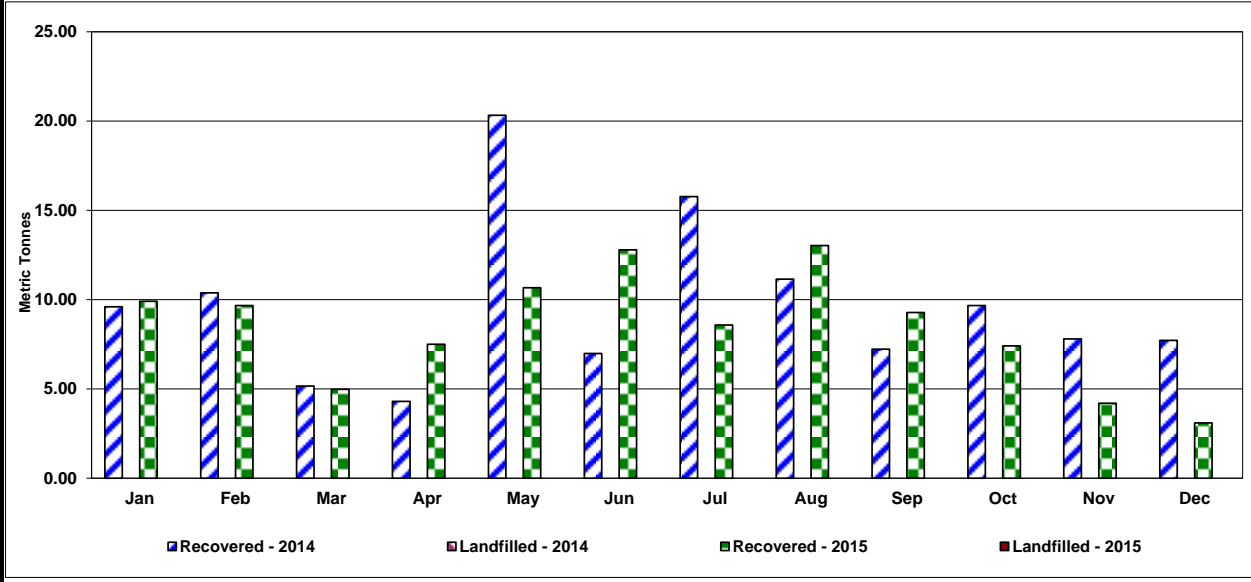
Notes:

2014																		
Month	HT	OCC	O. Paper	OPF	SS	CG&MP	PS/SW/MP	Future Use	Organics	Hazardous	E-waste	Scrap	Skids	Misc	Recovered - 2014	Landfilled - 2014	Total	Diversion
Jan-14	0.00	0.00	0.00	9.60	0.00	0.00	0.00	0.00	0.00	0.00	0.00	0.00	0.00	0.00	9.60	0.00	9.60	100%
Feb-14	0.00	0.00	0.00	10.38	0.00	0.00	0.00	0.00	0.00	0.00	0.00	0.00	0.00	0.00	10.38	0.00	10.38	100%
Mar-14	0.00	0.00	0.00	5.16	0.00	0.00	0.00	0.00	0.00	0.00	0.00	0.00	0.00	0.00	5.16	0.00	5.16	100%
Apr-14	0.00	0.00	0.00	4.30	0.00	0.00	0.00	0.00	0.00	0.00	0.00	0.00	0.00	0.00	4.30	0.00	4.30	100%
May-14	0.00	0.00	0.00	20.32	0.00	0.00	0.00	0.00	0.00	0.00	0.00	0.00	0.00	0.00	20.32	0.00	20.32	100%
Jun-14	0.00	0.00	0.00	6.98	0.00	0.00	0.00	0.00	0.00	0.00	0.00	0.00	0.00	0.00	6.98	0.00	6.98	100%
Jul-14	0.00	0.00	0.00	15.76	0.00	0.00	0.00	0.00	0.00	0.00	0.00	0.00	0.00	0.00	15.76	0.00	15.76	100%
Aug-14	0.00	0.00	0.00	11.14	0.00	0.00	0.00	0.00	0.00	0.00	0.00	0.00	0.00	0.00	11.14	0.00	11.14	100%
Sep-14	0.00	0.00	0.00	7.22	0.00	0.00	0.00	0.00	0.00	0.00	0.00	0.00	0.00	0.00	7.22	0.00	7.22	100%
Oct-14	0.00	0.00	0.00	9.66	0.00	0.00	0.00	0.00	0.00	0.00	0.00	0.00	0.00	0.00	9.66	0.00	9.66	100%
Nov-14	0.00	0.00	0.00	7.80	0.00	0.00	0.00	0.00	0.00	0.00	0.00	0.00	0.00	0.00	7.80	0.00	7.80	100%
Dec-14	0.00	0.00	0.00	7.72	0.00	0.00	0.00	0.00	0.00	0.00	0.00	0.00	0.00	0.00	7.72	0.00	7.72	100%
Total	0.00	0.00	0.00	116.04	0.00	0.00	0.00	0.00	0.00	0.00	0.00	0.00	0.00	0.00	116.04	0.00	116.04	
Average	0.00	0.00	0.00	9.67	0.00	0.00	0.00	0.00	0.00	0.00	0.00	0.00	0.00	0.00	9.67	0.00	9.67	100.0%

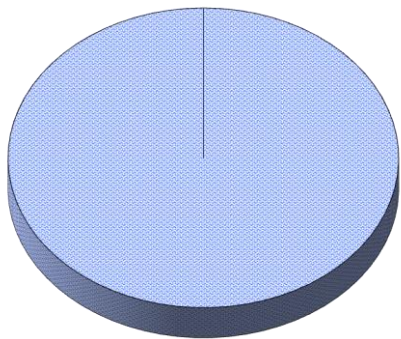
Legend			
All weights provided in Metric Tonnes			
HT	Hand Towels	Reused	Reused Material
OCC	Old Corrugated Containers	Organics	Food Wastes, Cafeteria Waste
O. Paper	Other Papers	Hazardous	Hazardous Wastes
OPF	Office Paper Fibre	E-Waste	Waste Electronic and Electrical Equipment (Incl. Toner Cartridges)
SS	Secure Shredding	Scrap	Scrap Metals (All)
CG&MP	Cans, Glass & Mixed Plastic (Cafeteria type)	Skids	Pallets, skids
PS/SW/MP	Plastic Strapping, Shrink Wrap, Mixed Plastics (Industrial type)	Misc	Miscellaneous Recovered Materials
		Recovered	Sum of All Recovered and Recyclable Materials
		Landfilled	Refuse Material Sent to Landfill
		Total	Sum of All Materials
		Diversion	Diversion Rate (Recycled / Total)

University of Waterloo, 200 University Avenue West, Waterloo, ON
 December 2015 Diversion Report

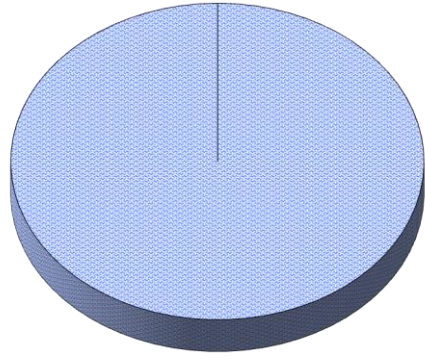
You have saved 1718 trees in 2015



Material Contribution to Diversion 2014



Material Contribution to Diversion 2015



- HT
- OCC
- O. Paper
- OPF
- SS
- CG&MP
- PS/SW/MP
- Future Use
- Organics
- Hazardous
- E-waste
- Scrap
- Skids
- Misc

Comments

Notes:

Did you know... Cascades Recovery Inc. offers unique services by providing a comprehensive approach that manages the diversion of discarded materials. We assist our customers in achieving their sustainability goals while delivering cost effective recovery methods. Unlike waste companies whose primary business is “waste to landfill” – our business is to “divert material from landfill” and find ways to use the discarded materials over and over again, working towards zero waste.

For further information regarding your Diversion Report or information on additional material recovery services, please contact: **Joshua Zuriel**
 Environmental Coordinator, Sustainable Material Management Group
 (416) 232-6062

Cascades Recovery Inc.

The Sustainable Material Management Group of Cascades Recovery Inc. hereby certifies that

University of Waterloo, 200 University Avenue West, Waterloo, ON

through their participation in the Recovery ...PLUS® program
attained the following achievements in

December 2015

Total Material Recovered: 3.1 Metric Tonnes

Landfill Reduction: 12.1 Cubic Yards

Energy Saved: 22960 kWh

Carbon Dioxide Emission Reduction: 13.6 Te CO₂e

Water Saved: 90680 Litres

Oil (Petroleum) Saved: 13.5 Barrels

Trees Saved: 53 Mature Trees

Diversion Rate of 100%



Joshua Zuriel
Environmental Coordinator

*Diversion Rate is calculated using material values recovered by Cascades Recovery Inc. and values provided to Cascades Recovery Inc.