



2012																			
Month	HT	OCC	O. Paper	OPF	SS	CG&MP	PS/SW/MP	Future Use	Organics	Hazardous	E-waste	Scrap	Skids	Misc	Recovered- 2012	Landfilled- 2012	Total	Diversion	
Jan-12	0.00	0.00	0.00	11.42	0.00	0.00	0.00	0.00	0.00	0.00	0.00	0.00	0.00	0.00	11.42	0.00	11.42	100%	
Feb-12	0.00	0.00	0.00	12.68	0.00	0.00	0.00	0.00	0.00	0.00	0.00	0.00	0.00	0.00	12.68	0.00	12.68	100%	
Mar-12	0.00	0.00	0.00	14.16	0.00	0.00	0.00	0.00	0.00	0.00	0.00	0.00	0.00	0.00	14.16	0.00	14.16	100%	
Apr-12	0.00	0.00	0.00	12.70	0.00	0.00	0.00	0.00	0.00	0.00	0.00	0.00	0.00	0.00	12.70	0.00	12.70	100%	
May-12	0.00	0.00	0.00	11.06	0.00	0.00	0.00	0.00	0.00	0.00	0.00	0.00	0.00	0.00	11.06	0.00	11.06	100%	
Jun-12	0.00	0.00	0.00	7.18	0.00	0.00	0.00	0.00	0.00	0.00	0.00	0.00	0.00	0.00	7.18	0.00	7.18	100%	
Jul-12	0.00	0.00	0.00	16.92	0.00	0.00	0.00	0.00	0.00	0.00	0.00	0.00	0.00	0.00	16.92	0.00	16.92	100%	
Aug-12	0.00	0.00	0.00	8.32	0.00	0.00	0.00	0.00	0.00	0.00	0.00	0.00	0.00	0.00	8.32	0.00	8.32	100%	
Sep-12	0.00	0.00	0.00	10.84	0.00	0.00	0.00	0.00	0.00	0.00	0.00	0.00	0.00	0.00	10.84	0.00	10.84	100%	
Oct-12	0.00	0.00	0.00	8.38	0.00	0.00	0.00	0.00	0.00	0.00	0.00	0.00	0.00	0.00	8.38	0.00	8.38	100%	
Nov-12	0.00	0.00	0.00	8.62	0.00	0.00	0.00	0.00	0.00	0.00	0.00	0.00	0.00	0.00	8.62	0.00	8.62	100%	
Dec-12	0.00	0.00	0.00	10.40	0.00	0.00	0.00	0.00	0.00	0.00	0.00	0.00	0.00	0.00	10.40	0.00	10.40	100%	
Total	0.00	0.00	0.00	132.68	0.00	0.00	0.00	0.00	0.00	0.00	0.00	0.00	0.00	0.00	132.68	0.00	132.68		
Average	0.00	0.00	0.00	11.06	0.00	0.00	0.00	0.00	0.00	0.00	0.00	0.00	0.00	0.00	11.06	0.00	11.06	100.0%	

Notes:

2011																			
Month	HT	OCC	O. Paper	OPF	SS	CG&MP	PS/SW/MP	Future Use	Organics	Hazardous	E-waste	Scrap	Skids	Misc	Recovered- 2011	Landfilled- 2011	Total	Diversion	
Jan-11	0.00	0.00	0.00	7.41	0.00	0.00	0.00	0.00	0.00	0.00	0.00	0.00	0.00	0.00	7.41	0.00	7.41	100%	
Feb-11	0.00	0.00	0.00	4.14	0.00	0.00	0.00	0.00	0.00	0.00	0.00	0.00	0.00	0.00	4.14	0.00	4.14	100%	
Mar-11	0.00	0.00	0.00	7.41	0.00	0.00	0.00	0.00	0.00	0.00	0.00	0.00	0.00	0.00	7.41	0.00	7.41	100%	
Apr-11	0.00	0.00	0.00	7.17	0.00	0.00	0.00	0.00	0.00	0.00	0.00	0.00	0.00	0.00	7.17	0.00	7.17	100%	
May-11	0.00	0.00	0.00	11.18	0.00	0.00	0.00	0.00	0.00	0.00	0.00	0.00	0.00	0.00	11.18	0.00	11.18	100%	
Jun-11	0.00	0.00	0.00	14.28	0.00	0.00	0.00	0.00	0.00	0.00	0.00	0.00	0.00	0.00	14.28	0.00	14.28	100%	
Jul-11	0.00	0.00	0.00	6.72	0.00	0.00	0.00	0.00	0.00	0.00	0.00	0.00	0.00	0.00	6.72	0.00	6.72	100%	
Aug-11	0.00	0.00	0.00	18.14	0.00	0.00	0.00	0.00	0.00	0.00	0.00	0.00	0.00	0.00	18.14	0.00	18.14	100%	
Sep-11	0.00	0.00	0.00	13.86	0.00	0.00	0.00	0.00	0.00	0.00	0.00	0.00	0.00	0.00	13.86	0.00	13.86	100%	
Oct-11	0.00	0.00	0.00	12.14	0.00	0.00	0.00	0.00	0.00	0.00	0.00	0.00	0.00	0.00	12.14	0.00	12.14	100%	
Nov-11	0.00	0.00	0.00	8.86	0.00	0.00	0.00	0.00	0.00	0.00	0.00	0.00	0.00	0.00	8.86	0.00	8.86	100%	
Dec-11	0.00	0.00	0.00	7.44	0.00	0.00	0.00	0.00	0.00	0.00	0.00	0.00	0.00	0.00	7.44	0.00	7.44	100%	
Total	0.00	0.00	0.00	118.75	0.00	0.00	0.00	0.00	0.00	0.00	0.00	0.00	0.00	0.00	118.75	0.00	118.75		
Average	0.00	0.00	0.00	9.90	0.00	0.00	0.00	0.00	0.00	0.00	0.00	0.00	0.00	0.00	9.90	0.00	9.90	100.0%	

Legend

All weights provided in Metric Tonnes

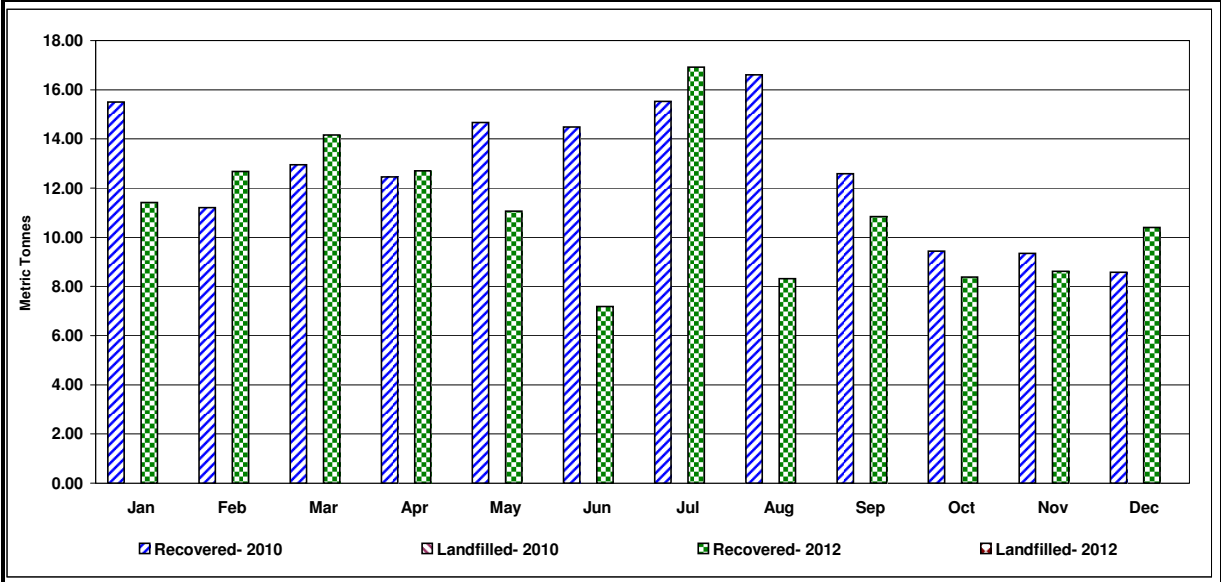
HT	Hand Towels	Reused	Reused Material	Recovered	Sum of All Recovered and Recyclable Materials
OCC	Old Corrugated Containers	Organics	Food Wastes, Cafeteria Waste	Landfilled	Refuse Material Sent to Landfill
O. Paper	Other Papers	Hazardous	Hazardous Wastes	Total	Sum of All Materials
OPF	Office Paper Fibre	E-Waste	Waste Electronic and Electrical Equipment (Incl. Toner Cartridges)	Diversion	Diversion Rate (Recycled / Total)
SS	Secure Shredding	Scrap	Scrap Metals (All)		
CG&MP	Cans, Glass & Mixed Plastic (Cafeteria type)	Skids	Pallets, skids		
SW/MP	Shrink Wrap, Mixed Plastics (Industrial type)	Misc	Miscellaneous Recovered Materials		



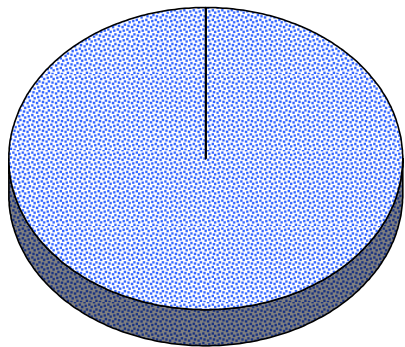
University of Waterloo, 200 University Avenue West, Waterloo, ON

December 2012 Diversion Report

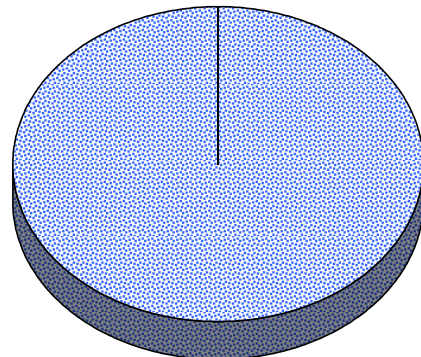
You have saved 2256 trees in 2012



Material Contribution to Diversion 2011



Material Contribution to Diversion 2012



- HT
- OCC
- O. Paper
- ▨ OPF
- ▨ SS
- ▨ CG&MP
- PS/SW/MP
- ▨ Future Use
- ▨ Organics
- ▨ Hazardous
- E-waste
- ▨ Scrap
- ▨ Skids
- ▨ Misc

Comments

Notes:

Did you know... Cascades Recovery Inc. offers unique services by providing a comprehensive approach that manages the diversion of discarded materials. We assist our customers in achieving their sustainability goals while delivering cost effective recovery methods. Unlike waste companies whose primary business is “waste to landfill” – our business is to “divert material from landfill” and find ways to use the discarded materials over and over again, working towards zero waste.

For further information regarding your Diversion Report or information on additional material recovery services, please contact: **Emily Kunz Purser**
Environmental Coordinator, Recovery ...PLUS™ Department
 (416) 232-8836