



2011																		
Month	HT	OCC	O. Paper	OPF	SS	CG&MP	PS/SW/MP	Future Use	Organics	Hazardous	E-waste	Scrap	Skids	Misc	Recovered	Landfilled	Total	Diversion
Jan-11	0.00	0.00	0.00	7.41	0.00	0.00	0.00	0.00	0.00	0.00	0.00	0.00	0.00	0.00	7.41	0.00	7.41	100.0%
Feb-11	0.00	0.00	0.00	4.14	0.00	0.00	0.00	0.00	0.00	0.00	0.00	0.00	0.00	0.00	4.14	0.00	4.14	100.0%
Mar-11	0.00	0.00	0.00	7.41	0.00	0.00	0.00	0.00	0.00	0.00	0.00	0.00	0.00	0.00	7.41	0.00	7.41	100.0%
Apr-11	0.00	0.00	0.00	7.17	0.00	0.00	0.00	0.00	0.00	0.00	0.00	0.00	0.00	0.00	7.17	0.00	7.17	100.0%
May-11	0.00	0.00	0.00	11.18	0.00	0.00	0.00	0.00	0.00	0.00	0.00	0.00	0.00	0.00	11.18	0.00	11.18	100.0%
Jun-11	0.00	0.00	0.00	14.28	0.00	0.00	0.00	0.00	0.00	0.00	0.00	0.00	0.00	0.00	14.28	0.00	14.28	100.0%
Jul-11	0.00	0.00	0.00	6.72	0.00	0.00	0.00	0.00	0.00	0.00	0.00	0.00	0.00	0.00	6.72	0.00	6.72	100.0%
Aug-11	0.00	0.00	0.00	18.14	0.00	0.00	0.00	0.00	0.00	0.00	0.00	0.00	0.00	0.00	18.14	0.00	18.14	100.0%
Sep-11	0.00	0.00	0.00	13.86	0.00	0.00	0.00	0.00	0.00	0.00	0.00	0.00	0.00	0.00	13.86	0.00	13.86	100.0%
Oct-11	0.00	0.00	0.00	12.14	0.00	0.00	0.00	0.00	0.00	0.00	0.00	0.00	0.00	0.00	12.14	0.00	12.14	100.0%
Nov-11	0.00	0.00	0.00	8.86	0.00	0.00	0.00	0.00	0.00	0.00	0.00	0.00	0.00	0.00	8.86	0.00	8.86	100.0%
Dec-11	0.00	0.00	0.00	7.44	0.00	0.00	0.00	0.00	0.00	0.00	0.00	0.00	0.00	0.00	7.44	0.00	7.44	100.0%
<b>Total</b>	<b>0.00</b>	<b>0.00</b>	<b>0.00</b>	<b>118.75</b>	<b>0.00</b>	<b>0.00</b>	<b>0.00</b>	<b>0.00</b>	<b>0.00</b>	<b>0.00</b>	<b>0.00</b>	<b>0.00</b>	<b>0.00</b>	<b>0.00</b>	<b>118.75</b>	<b>0.00</b>	<b>118.75</b>	
<b>Average</b>	<b>0.00</b>	<b>0.00</b>	<b>0.00</b>	<b>9.90</b>	<b>0.00</b>	<b>0.00</b>	<b>0.00</b>	<b>0.00</b>	<b>0.00</b>	<b>0.00</b>	<b>0.00</b>	<b>0.00</b>	<b>0.00</b>	<b>0.00</b>	<b>9.90</b>	<b>0.00</b>	<b>9.90</b>	<b>100.0%</b>

Notes:

2010																		
Month	HT	OCC	O. Paper	OPF	SS	CG&MP	SW/MP	Reused	Organics	Hazardous	E-waste	Scrap	Skids	Misc	Recovered	Landfilled	Total	Diversion
Jan-10	0.00	0.00	0.00	15.50	0.00	0.00	0.00	0.00	0.00	0.00	0.00	0.00	0.00	0.00	15.50	0.00	15.50	100.0%
Feb-10	0.00	0.00	0.00	11.21	0.00	0.00	0.00	0.00	0.00	0.00	0.00	0.00	0.00	0.00	11.21	0.00	11.21	100.0%
Mar-10	0.00	0.00	0.00	12.95	0.00	0.00	0.00	0.00	0.00	0.00	0.00	0.00	0.00	0.00	12.95	0.00	12.95	100.0%
Apr-10	0.00	0.00	0.00	12.46	0.00	0.00	0.00	0.00	0.00	0.00	0.00	0.00	0.00	0.00	12.46	0.00	12.46	100.0%
May-10	0.00	0.00	0.00	14.67	0.00	0.00	0.00	0.00	0.00	0.00	0.00	0.00	0.00	0.00	14.67	0.00	14.67	100.0%
Jun-10	0.00	0.00	0.00	14.49	0.00	0.00	0.00	0.00	0.00	0.00	0.00	0.00	0.00	0.00	14.49	0.00	14.49	100.0%
Jul-10	0.00	0.00	0.00	15.53	0.00	0.00	0.00	0.00	0.00	0.00	0.00	0.00	0.00	0.00	15.53	0.00	15.53	100.0%
Aug-10	0.00	0.00	0.00	16.61	0.00	0.00	0.00	0.00	0.00	0.00	0.00	0.00	0.00	0.00	16.61	0.00	16.61	100.0%
Sep-10	0.00	0.00	0.00	12.59	0.00	0.00	0.00	0.00	0.00	0.00	0.00	0.00	0.00	0.00	12.59	0.00	12.59	100.0%
Oct-10	0.00	0.00	0.00	9.43	0.00	0.00	0.00	0.00	0.00	0.00	0.00	0.00	0.00	0.00	9.43	0.00	9.43	100.0%
Nov-10	0.00	0.00	0.00	9.35	0.00	0.00	0.00	0.00	0.00	0.00	0.00	0.00	0.00	0.00	9.35	0.00	9.35	100.0%
Dec-10	0.00	0.00	0.00	8.58	0.00	0.00	0.00	0.00	0.00	0.00	0.00	0.00	0.00	0.00	8.58	0.00	8.58	100.0%
<b>Total</b>	<b>0.00</b>	<b>0.00</b>	<b>0.00</b>	<b>153.37</b>	<b>0.00</b>	<b>0.00</b>	<b>0.00</b>	<b>0.00</b>	<b>0.00</b>	<b>0.00</b>	<b>0.00</b>	<b>0.00</b>	<b>0.00</b>	<b>0.00</b>	<b>153.37</b>	<b>0.00</b>	<b>153.37</b>	
<b>Average</b>	<b>0.00</b>	<b>0.00</b>	<b>0.00</b>	<b>12.78</b>	<b>0.00</b>	<b>0.00</b>	<b>0.00</b>	<b>0.00</b>	<b>0.00</b>	<b>0.00</b>	<b>0.00</b>	<b>0.00</b>	<b>0.00</b>	<b>0.00</b>	<b>12.78</b>	<b>0.00</b>	<b>12.78</b>	<b>100.0%</b>

Legend

All weights provided in Metric Tonnes

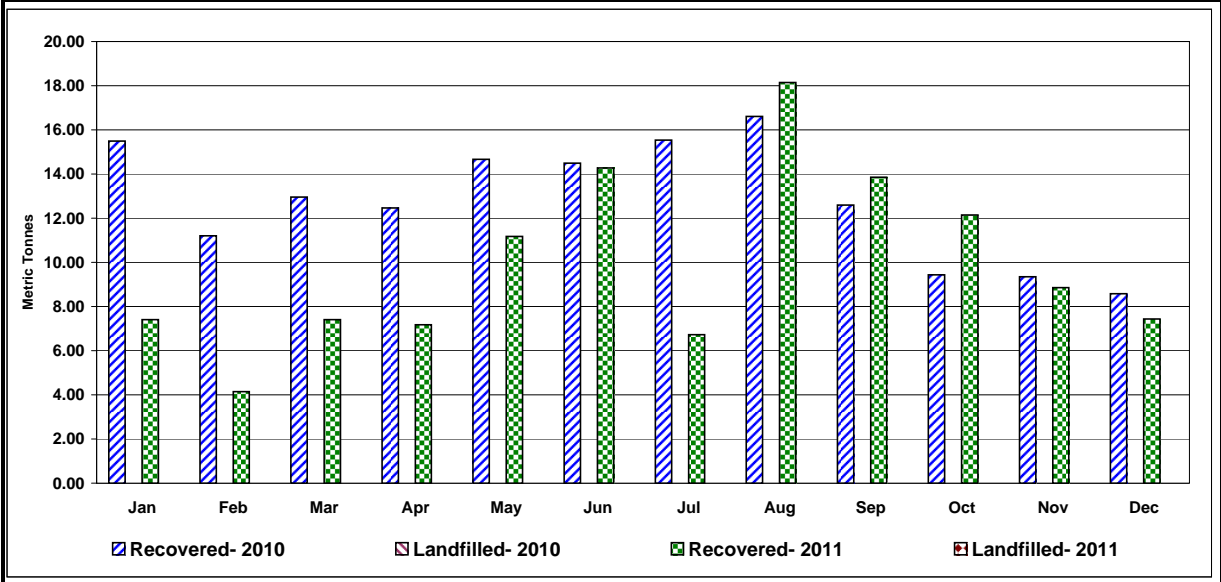
<b>HT</b> Hand Towels	<b>Reused</b> Reused Material	<b>Recovered</b> Sum of All Recovered and Recyclable Materials
<b>OCC</b> Old Corrugated Containers	<b>Organics</b> Food Wastes, Cafeteria Waste	<b>Landfilled</b> Refuse Material Sent to Landfill
<b>O. Paper</b> Other Papers	<b>Hazardous</b> Hazardous Wastes	<b>Total</b> Sum of All Materials
<b>OPF</b> Office Paper Fibre	<b>E-Waste</b> Waste Electronic and Electrical Equipment (Incl. Toner Cartridges)	<b>Diversion</b> Diversion Rate (Recycled / Total)
<b>SS</b> Secure Shredding	<b>Scrap</b> Scrap Metals (All)	
<b>CG&amp;MP</b> Cans, Glass & Mixed Plastic (Cafeteria type)	<b>Skids</b> Pallets, skids	
<b>SW/MP</b> Shrink Wrap, Mixed Plastics (Industrial type)	<b>Misc</b> Miscellaneous Recovered Materials	



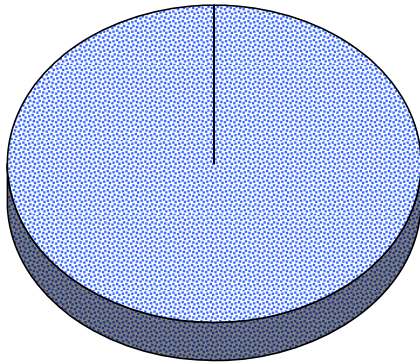
University of Waterloo, 200 University Avenue West, Waterloo, ON

December 2011 Diversion Report

You have saved 2019 trees in 2011

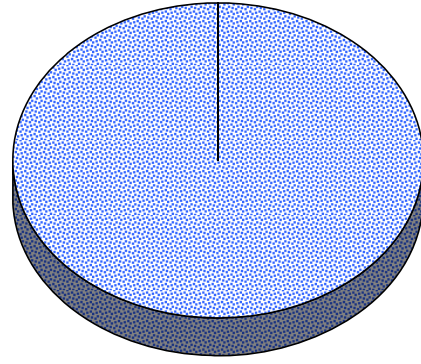


Material Contribution to Diversion 2010



- HT
- OCC
- O. Paper
- OPF
- SS
- CG&MP
- SW/MP
- Reused
- Organics
- Hazardous
- E-waste
- Scrap
- Skids
- Misc

Material Contribution to Diversion 2011



Comments

Notes:

**Did you know...** Cascades Recovery Inc. offers unique services by providing a comprehensive approach that manages the diversion of discarded materials. We assist our customers in achieving their sustainability goals while delivering cost effective recovery methods. Unlike waste companies whose primary business is “waste to landfill” – our business is to “divert material from landfill” and find ways to use the discarded materials over and over again, working towards zero waste.

For further information regarding your Diversion Report or information on additional material recovery services, please contact: **Sarah Vella**  
*Environmental Coordinator, Recovery ...PLUS™ Department*  
 (416) 232-6067