



2014																		
Month	HT	OCC	O. Paper	OPF	SS	CG&MP	PS/SW/MP	Future Use	Organics	Hazardous	E-waste	Scrap	Skids	Misc	Recovered - 2014	Landfilled - 2014	Total	Diversion
Jan-14	0.00	0.00	0.00	9.60	0.00	0.00	0.00	0.00	0.00	0.00	0.00	0.00	0.00	0.00	9.60	0.00	9.60	100%
Feb-14	0.00	0.00	0.00	10.38	0.00	0.00	0.00	0.00	0.00	0.00	0.00	0.00	0.00	0.00	10.38	0.00	10.38	100%
Mar-14	0.00	0.00	0.00	5.16	0.00	0.00	0.00	0.00	0.00	0.00	0.00	0.00	0.00	0.00	5.16	0.00	5.16	100%
Apr-14	0.00	0.00	0.00	4.30	0.00	0.00	0.00	0.00	0.00	0.00	0.00	0.00	0.00	0.00	4.30	0.00	4.30	100%
May-14	0.00	0.00	0.00	20.32	0.00	0.00	0.00	0.00	0.00	0.00	0.00	0.00	0.00	0.00	20.32	0.00	20.32	100%
Jun-14	0.00	0.00	0.00	6.98	0.00	0.00	0.00	0.00	0.00	0.00	0.00	0.00	0.00	0.00	6.98	0.00	6.98	100%
Jul-14	0.00	0.00	0.00	15.76	0.00	0.00	0.00	0.00	0.00	0.00	0.00	0.00	0.00	0.00	15.76	0.00	15.76	100%
Aug-14	0.00	0.00	0.00	11.14	0.00	0.00	0.00	0.00	0.00	0.00	0.00	0.00	0.00	0.00	11.14	0.00	11.14	100%
Sep-14	0.00	0.00	0.00	7.22	0.00	0.00	0.00	0.00	0.00	0.00	0.00	0.00	0.00	0.00	7.22	0.00	7.22	100%
Oct-14	0.00	0.00	0.00	9.66	0.00	0.00	0.00	0.00	0.00	0.00	0.00	0.00	0.00	0.00	9.66	0.00	9.66	100%
Nov-14	0.00	0.00	0.00	7.80	0.00	0.00	0.00	0.00	0.00	0.00	0.00	0.00	0.00	0.00	7.80	0.00	7.80	100%
Dec-14	0.00	0.00	0.00	7.72	0.00	0.00	0.00	0.00	0.00	0.00	0.00	0.00	0.00	0.00	7.72	0.00	7.72	100%
Total	0.00	0.00	0.00	116.04	0.00	0.00	0.00	0.00	0.00	0.00	0.00	0.00	0.00	0.00	116.04	0.00	116.04	
Average	0.00	0.00	0.00	9.67	0.00	0.00	0.00	0.00	0.00	0.00	0.00	0.00	0.00	0.00	9.67	0.00	9.67	100.0%

Notes:

2013																		
Month	HT	OCC	O. Paper	OPF	SS	CG&MP	PS/SW/MP	Future Use	Organics	Hazardous	E-waste	Scrap	Skids	Misc	Recovered - 2013	Landfilled - 2013	Total	Diversion
Jan-13	0.00	0.00	0.00	14.28	0.00	0.00	0.00	0.00	0.00	0.00	0.00	0.00	0.00	0.00	14.28	0.00	14.28	100%
Feb-13	0.00	0.00	0.00	3.56	0.00	0.00	0.00	0.00	0.00	0.00	0.00	0.00	0.00	0.00	3.56	0.00	3.56	100%
Mar-13	0.00	0.00	0.00	10.20	0.00	0.00	0.00	0.00	0.00	0.00	0.00	0.00	0.00	0.00	10.20	0.00	10.20	100%
Apr-13	0.00	0.00	0.00	5.16	0.00	0.00	0.00	0.00	0.00	0.00	0.00	0.00	0.00	0.00	5.16	0.00	5.16	100%
May-13	0.00	0.00	0.00	10.44	0.00	0.00	0.00	0.00	0.00	0.00	0.00	0.00	0.00	0.00	10.44	0.00	10.44	100%
Jun-13	0.00	0.00	0.00	13.12	0.00	0.00	0.00	0.00	0.00	0.00	0.00	0.00	0.00	0.00	13.12	0.00	13.12	100%
Jul-13	0.00	0.00	0.00	9.18	0.00	0.00	0.00	0.00	0.00	0.00	0.00	0.00	0.00	0.00	9.18	0.00	9.18	100%
Aug-13	0.00	0.00	0.00	9.98	0.00	0.00	0.00	0.00	0.00	0.00	0.00	0.00	0.00	0.00	9.98	0.00	9.98	100%
Sep-13	0.00	0.00	0.00	13.36	0.00	0.00	0.00	0.00	0.00	0.00	0.00	0.00	0.00	0.00	13.36	0.00	13.36	100%
Oct-13	0.00	0.00	0.00	10.34	0.00	0.00	0.00	0.00	0.00	0.00	0.00	0.00	0.00	0.00	10.34	0.00	10.34	100%
Nov-13	0.00	0.00	0.00	8.38	0.00	0.00	0.00	0.00	0.00	0.00	0.00	0.00	0.00	0.00	8.38	0.00	8.38	100%
Dec-13	0.00	0.00	5.04	0.00	0.00	0.00	0.00	0.00	0.00	0.00	0.00	0.00	0.00	0.00	5.04	0.00	5.04	100%
Total	0.00	0.00	5.04	108.00	0.00	0.00	0.00	0.00	0.00	0.00	0.00	0.00	0.00	0.00	113.04	0.00	113.04	
Average	0.00	0.00	0.42	9.00	0.00	0.00	0.00	0.00	0.00	0.00	0.00	0.00	0.00	0.00	9.42	0.00	9.42	100.0%

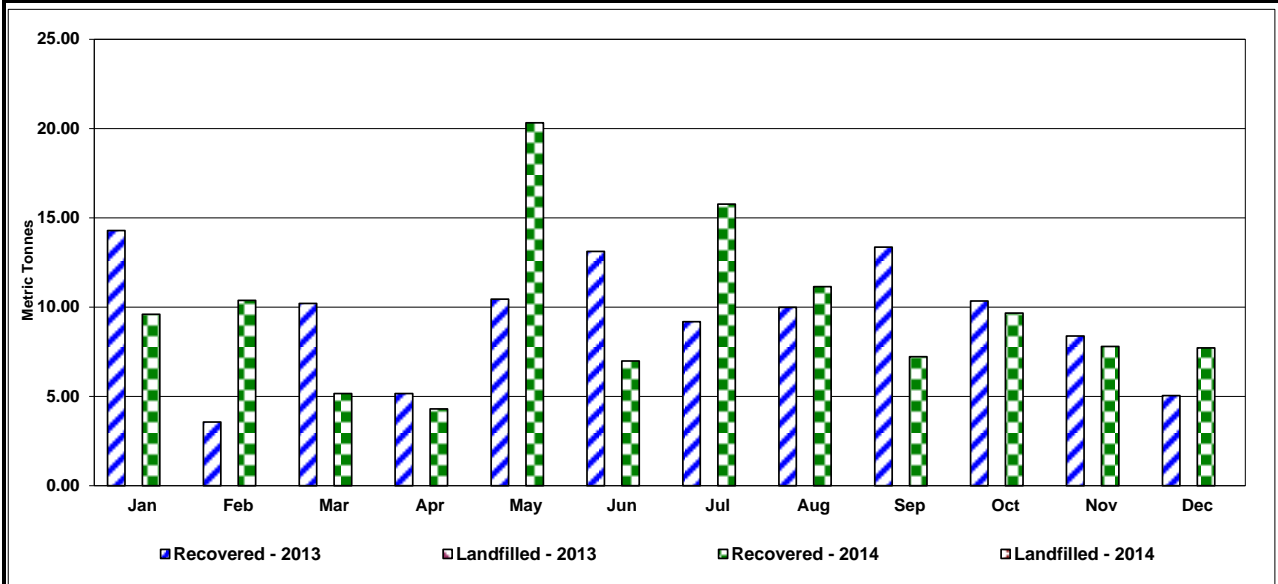
Legend

All weights provided in Metric Tonnes

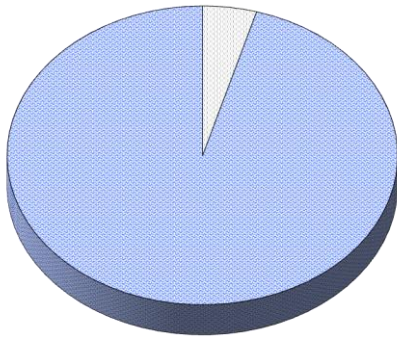
HT Hand Towels	Reused Reused Material	Recovered Sum of All Recovered and Recyclable Materials
OCC Old Corrugated Containers	Organics Food Wastes, Cafeteria Waste	Landfilled Refuse Material Sent to Landfill
O. Paper Other Papers	Hazardous Hazardous Wastes	Total Sum of All Materials
OPF Office Paper Fibre	E-Waste Waste Electronic and Electrical Equipment (Incl. Toner Cartridges)	Diversion Diversion Rate (Recycled / Total)
SS Secure Shredding	Scrap Scrap Metals (All)	
CG&MP Cans, Glass & Mixed Plastic (Cafeteria type)	Skids Pallets, skids	
SW/MP Shrink Wrap, Mixed Plastics (Industrial type)	Misc Miscellaneous Recovered Materials	

University of Waterloo, 200 University Avenue West, Waterloo, ON
December 2014 Diversion Report

You have saved 1973 trees in 2014

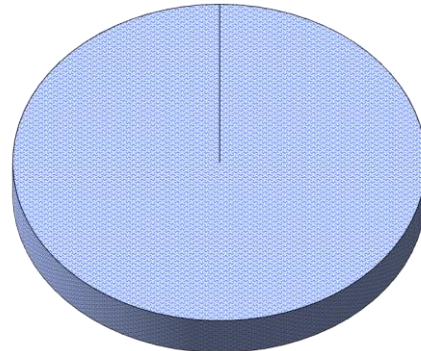


Material Contribution to Diversion 2013



- HT
- O. Paper
- SS
- PS/SW/MP
- Organics
- E-waste
- Skids
- OCC
- OPF
- CG&MP
- Future Use
- Hazardous
- Scrap
- Misc

Material Contribution to Diversion 2014



Comments

Notes:

Did you know... Cascades Recovery Inc. offers unique services by providing a comprehensive approach that manages the diversion of discarded materials. We assist our customers in achieving their sustainability goals while delivering cost effective recovery methods. Unlike waste companies whose primary business is “waste to landfill” – our business is to “divert material from landfill” and find ways to use the discarded materials over and over again, working towards zero waste.

For further information regarding your Diversion Report or information on additional material recovery services, please contact: **Erin O'Hearn**
Environmental Coordinator, Sustainable Material Management Group
(416) 232-8836

Cascades Recovery Inc.

The Sustainable Material Management Group of Cascades Recovery Inc. hereby certifies that

University of Waterloo, 200 University Avenue West, Waterloo, ON

through their participation in the Recovery ...PLUS® program
attained the following achievements in

December 2014

Total Material Recovered: 7.7 Metric Tonnes

Landfill Reduction: 30.1 Cubic Yards

Energy Saved: 57170 kWh

Carbon Dioxide Emission Reduction: 33.8 Te CO₂e

Water Saved: 225810 Litres

Oil (Petroleum) Saved: 33.6 Barrels

Trees Saved: 131 Mature Trees

Diversion Rate of 100%



Erin O'Hearn

Environmental Coordinator

*Diversion Rate is calculated using material values recovered by Cascades Recovery Inc. and values provided to Cascades Recovery Inc.