



University of Waterloo, 200 University Avenue West, Waterloo, ON
February 2018 Diversion Report

2018																		
Month	HT	OCC	O. Paper	OPF	SS	CG&MP	PS/SW/MP	Future Use	Organics	Hazardous	E-waste	Scrap	Skids	Misc	Recovered - 2018	Landfilled - 2018	Total	Diversion
Jan-18	0.00	0.00	0.00	9.05	0.00	0.00	0.00	0.00	0.00	0.00	0.00	0.00	0.00	0.00	9.05	0.00	9.05	100%
Feb-18	0.00	0.00	0.00	8.53	0.00	0.00	0.00	0.00	0.00	0.00	0.00	0.00	0.00	0.00	8.53	0.00	8.53	100%
Mar-18																		
Apr-18																		
May-18																		
Jun-18																		
Jul-18																		
Aug-18																		
Sep-18																		
Oct-18																		
Nov-18																		
Dec-18																		
Total	0.00	0.00	0.00	17.58	0.00	0.00	0.00	0.00	0.00	0.00	0.00	0.00	0.00	0.00	17.58	0.00	17.58	
Average	0.00	0.00	0.00	8.79	0.00	0.00	0.00	0.00	0.00	0.00	0.00	0.00	0.00	0.00	8.79	0.00	8.79	100.0%

Notes:

2017																		
Month	HT	OCC	O. Paper	OPF	SS	CG&MP	PS/SW/MP	Future Use	Organics	Hazardous	E-waste	Scrap	Skids	Misc	Recovered - 2017	Landfilled - 2017	Total	Diversion
Jan-17	0.00	0.00	0.00	1.36	4.20	0.00	0.00	0.00	0.00	0.00	0.00	0.00	0.00	0.00	5.56	0.00	5.56	100%
Feb-17	0.00	0.00	0.00	7.75	6.73	0.00	0.00	0.00	0.00	0.00	0.00	0.00	0.00	0.00	14.48	0.00	14.48	100%
Mar-17	0.00	0.00	0.00	5.03	5.36	0.00	0.00	0.00	0.00	0.00	0.00	0.00	0.00	0.00	10.39	0.00	10.39	100%
Apr-17	0.00	0.00	0.00	8.20	3.98	0.00	0.00	0.00	0.00	0.00	0.00	0.00	0.00	0.00	12.18	0.00	12.18	100%
May-17	0.00	0.00	0.00	16.69	6.60	0.00	0.00	0.00	0.00	0.00	0.00	0.00	0.00	0.00	23.29	0.00	23.29	100%
Jun-17	0.00	0.00	0.00	11.16	0.00	0.00	0.00	0.00	0.00	0.00	0.00	0.00	0.00	0.00	11.16	0.00	11.16	100%
Jul-17	0.00	0.00	0.00	16.86	0.00	0.00	0.00	0.00	0.00	0.00	0.00	0.00	0.00	0.00	16.86	0.00	16.86	100%
Aug-17	0.00	0.00	0.00	23.35	0.00	0.00	0.00	0.00	0.00	0.00	0.00	0.00	0.00	0.00	23.35	0.00	23.35	100%
Sep-17	0.00	0.00	0.00	28.09	0.00	0.00	0.00	0.00	0.00	0.00	0.00	0.00	0.00	0.00	28.09	0.00	28.09	100%
Oct-17	0.00	0.00	0.00	4.97	0.00	0.00	0.00	0.00	0.00	0.00	0.00	0.00	0.00	0.00	4.97	0.00	4.97	100%
Nov-17	0.00	0.00	0.00	7.78	0.00	0.00	0.00	0.00	0.00	0.00	0.00	0.00	0.00	0.00	7.78	0.00	7.78	100%
Dec-17	0.00	0.00	0.00	6.95	0.00	0.00	0.00	0.00	0.00	0.00	0.00	0.00	0.00	0.00	6.95	0.00	6.95	100%
Total	0.00	0.00	0.00	138.19	26.87	0.00	0.00	0.00	0.00	0.00	0.00	0.00	0.00	0.00	165.06	0.00	165.06	
Average	0.00	0.00	0.00	11.52	2.24	0.00	0.00	0.00	0.00	0.00	0.00	0.00	0.00	0.00	13.76	0.00	13.76	100.0%

Legend

All weights provided in Metric Tonnes

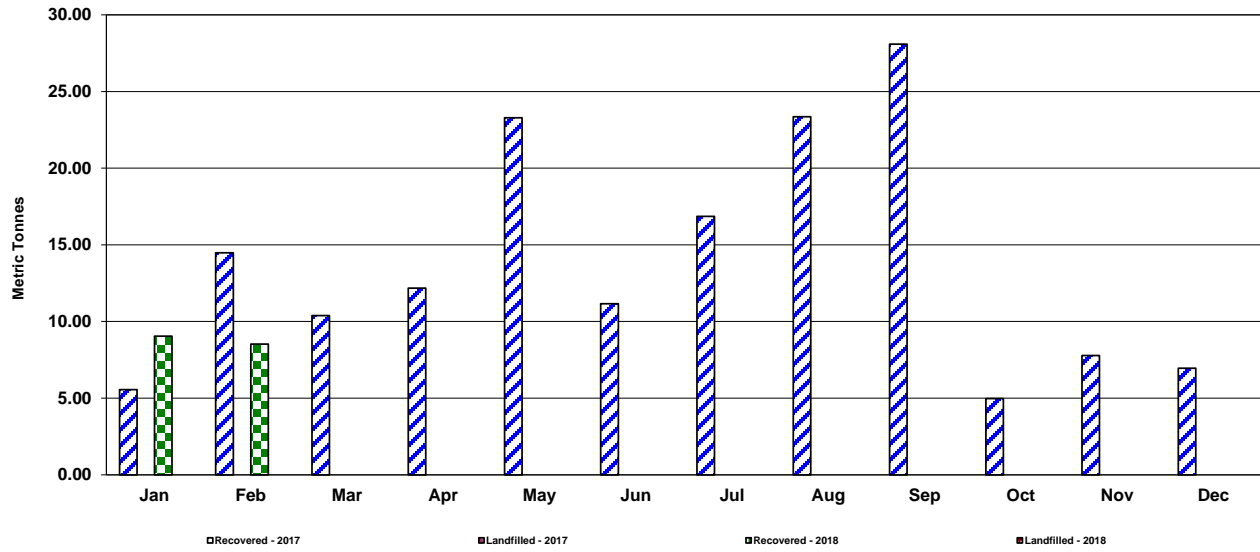
HT Hand Towels	Reused Reused Material	Recovered Sum of All Recovered and Recyclable Materials
OCC Old Corrugated Containers	Organics Food Wastes, Cafeteria Waste	Landfilled Refuse Material Sent to Landfill
O. Paper Other Papers	Hazardous Hazardous Wastes	Total Sum of All Materials
OPF Office Paper Fibre	E-Waste Waste Electronic and Electrical Equipment (Incl. Toner Cartridges)	Diversion Diversion Rate (Recycled / Total)
SS Secure Shredding	Scrap Scrap Metals (All)	
CG&MP Cans, Glass & Mixed Plastic (Cafeteria type)	Skids Pallets, skids	
PS/SW/MP Plastic Strapping, Shrink Wrap, Mixed Plastics (Industrial type)	Misc Miscellaneous Recovered Materials	



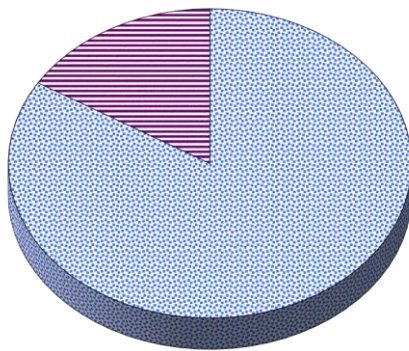
CASCADES RECOVERY+

University of Waterloo, 200 University Avenue West, Waterloo, ON
February 2018 Diversion Report

You have saved 299 trees in 2018

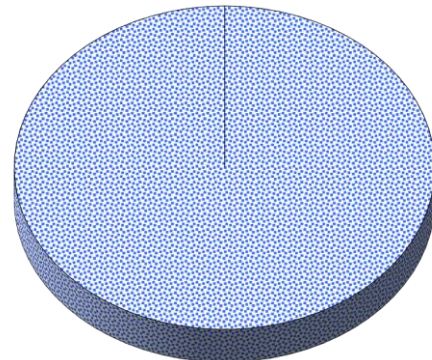


Material Contribution to Diversion 2017



- HT
- O. Paper
- SS
- PS/SW/MP
- Organics
- E-waste
- Skids
- OCC
- OPF
- CG&MP
- Future Use
- Hazardous
- Scrap
- Misc

Material Contribution to Diversion 2018



Comments

Notes:

Did you know... Cascades Recovery+ offers unique services by providing a comprehensive approach that manages the diversion of discarded materials. We assist our customers in achieving their sustainability goals while delivering cost effective recovery methods. Unlike waste companies whose primary business is “waste to landfill” – our business is to “divert material from landfill” and find ways to use the discarded materials over and over again, working towards zero waste.

For further information regarding your Diversion Report or information on additional material recovery services, please contact: **Joshua Zurriel**
Technical Analyst, Sustainable Material Management Group
(416) 231-2525 ext. 60294

CASCADES RECOVERY+

The Sustainable Material Management Group of Cascades Recovery+ hereby certifies that

University of Waterloo, 200 University Avenue West, Waterloo, ON

through their participation in the Recovery ...PLUS® program
attained the following achievements in

February 2018

Total Material Recovered: 8.5 Metric Tonnes

Landfill Reduction: 33.3 Cubic Yards

Energy Saved: 63170 kWh

Carbon Dioxide Emission Reduction: 37.4 Te CO₂e

Water Saved: 249500 Litres

Oil (Petroleum) Saved: 37.2 Barrels

Trees Saved: 145 Mature Trees

Diversion Rate of 100%



Joshua Zuriel
Technical Analyst

*Diversion Rate is calculated using material values recovered by Cascades Recovery+ and values provided to Cascades Recovery+