



2023																		
Month	HT	OCC	O. Paper	OPF	SS	CG&MP	Plastics	Future Use	Organics	Hazardous	E-waste	Scrap	Skids	Misc	Recovered - 2023	Landfilled - 2023	Total	Diversion
Jan-23	0.00	0.00	0.00	3.58	0.00	0.00	0.00	0.00	0.00	0.00	0.00	0.00	0.00	0.00	3.58	0.00	3.58	100%
Feb-23	0.00	0.00	4.49	0.00	0.00	0.00	0.00	0.00	0.00	0.00	0.00	0.00	0.00	0.00	4.49	0.00	4.49	100%
Mar-23	0.00	0.00	4.69	4.46	0.00	0.00	0.00	0.00	0.00	0.00	0.00	0.00	0.00	0.00	9.15	0.00	9.15	100%
Apr-23																		
May-23																		
Jun-23																		
Jul-23																		
Aug-23																		
Sep-23																		
Oct-23																		
Nov-23																		
Dec-23																		
Total	0.00	0.00	9.18	8.04	0.00	0.00	0.00	0.00	0.00	0.00	0.00	0.00	0.00	0.00	17.22	0.00	17.22	
Average	0.00	0.00	3.06	2.68	0.00	0.00	0.00	0.00	0.00	0.00	0.00	0.00	0.00	0.00	5.74	0.00	5.74	100.0%

Notes:

2022																		
Month	HT	OCC	O. Paper	OPF	SS	CG&MP	Plastics	Future Use	Organics	Hazardous	E-waste	Scrap	Skids	Misc	Recovered - 2022	Landfilled - 2022	Total	Diversion
Jan-22	0.00	0.00	0.00	4.04	0.00	0.00	0.00	0.00	0.00	0.00	0.00	0.00	0.00	0.00	4.04	0.00	4.04	100%
Feb-22	0.00	0.00	0.00	5.80	0.00	0.00	0.00	0.00	0.00	0.00	0.00	0.00	0.00	0.00	5.80	0.00	5.80	100%
Mar-22	0.00	0.00	0.00	0.00	0.00	0.00	0.00	0.00	0.00	0.00	0.00	0.00	0.00	0.00	0.00	0.00	0.00	0%
Apr-22	0.00	0.00	0.00	6.70	0.00	0.00	0.00	0.00	0.00	0.00	0.00	0.00	0.00	0.00	6.70	0.00	6.70	100%
May-22	0.00	0.00	0.00	6.03	0.00	0.00	0.00	0.00	0.00	0.00	0.00	0.00	0.00	0.00	6.03	0.00	6.03	100%
Jun-22	0.00	0.00	0.00	0.00	0.00	0.00	0.00	0.00	0.00	0.00	0.00	0.00	0.00	0.00	0.00	0.00	0.00	0%
Jul-22	0.00	0.00	0.00	6.00	0.00	0.00	0.00	0.00	0.00	0.00	0.00	0.00	0.00	0.00	6.00	0.00	6.00	100%
Aug-22	0.00	0.00	0.00	10.03	8.12	0.00	0.00	0.00	0.00	0.00	0.00	0.00	0.00	0.00	18.15	0.00	18.15	100%
Sep-22	0.00	0.00	0.00	0.00	0.00	0.00	0.00	0.00	0.00	0.00	0.00	0.00	0.00	0.00	0.00	0.00	0.00	0%
Oct-22	0.00	0.00	0.00	5.23	0.00	0.00	0.00	0.00	0.00	0.00	0.00	0.00	0.00	0.00	5.23	0.00	5.23	100%
Nov-22	0.00	0.00	0.00	4.31	0.00	0.00	0.00	0.00	0.00	0.00	0.00	0.00	0.00	0.00	4.31	0.00	4.31	100%
Dec-22	0.00	0.00	0.00	4.20	0.00	0.00	0.00	0.00	0.00	0.00	0.00	0.00	0.00	0.00	4.20	0.00	4.20	100%
Total	0.00	0.00	0.00	52.34	8.12	0.00	0.00	0.00	0.00	0.00	0.00	0.00	0.00	0.00	60.46	0.00	60.46	
Average	0.00	0.00	0.00	4.36	0.68	0.00	0.00	0.00	0.00	0.00	0.00	0.00	0.00	0.00	5.04	0.00	5.04	100.0%

Legend

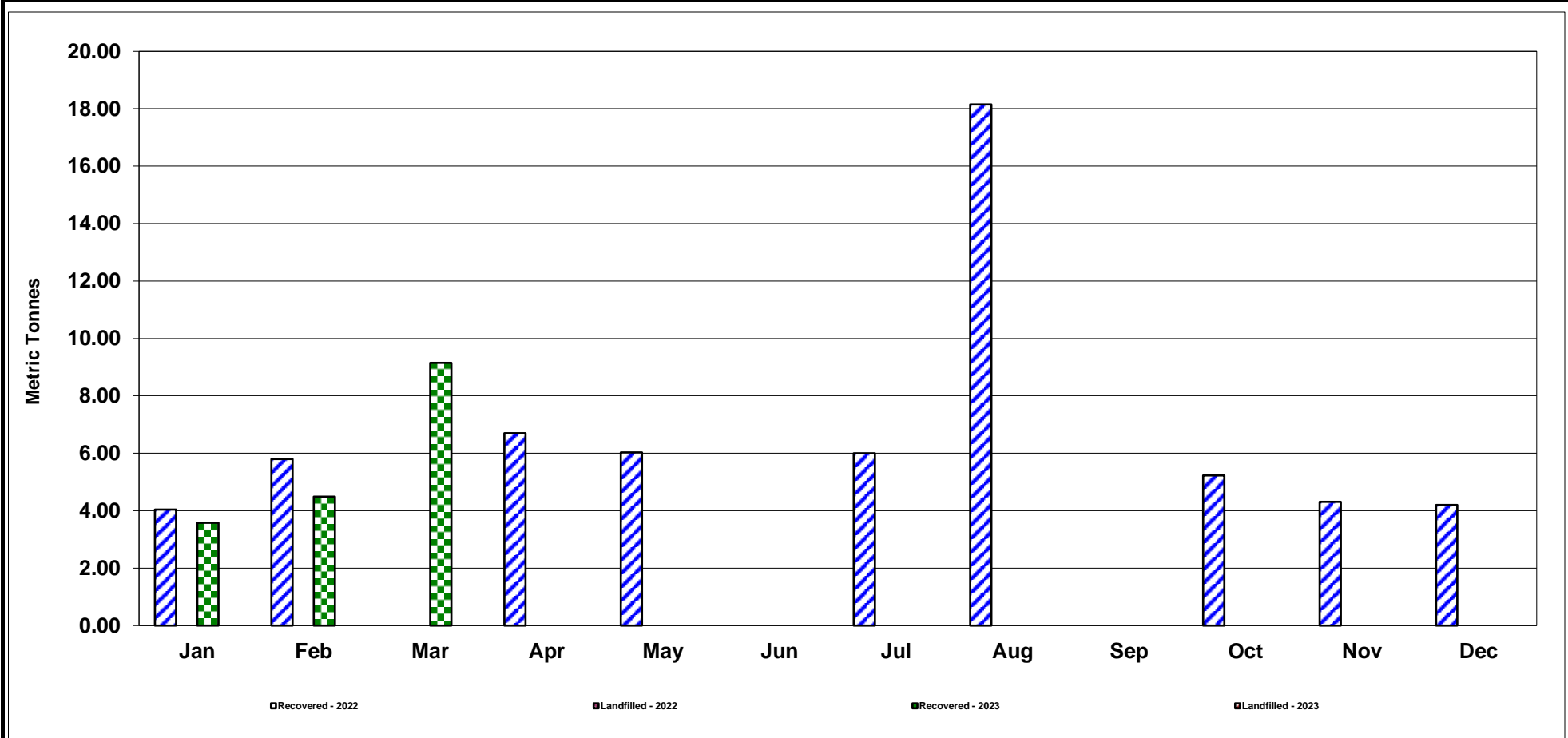
All weights provided in Metric Tonnes

HT	Hand Towels	Reused	Reused Material	Recovered	Sum of All Recovered and Recyclable Materials
OCC	Old Corrugated Containers	Organics	Food Wastes, Cafeteria Waste	Landfilled	Refuse Material Sent to Landfill
O. Paper	Other Papers	Hazardous	Hazardous Wastes	Total	Sum of All Materials
OPF	Office Paper Fibre	E-Waste	Waste Electronic and Electrical Equipment (Incl. Toner Cartridges)	Diversion	Diversion Rate (Recycled / Total)
SS	Secure Shredding	Scrap	Scrap Metals (All)		
CG&MP	Cans, Glass & Mixed Plastic (Cafeteria type)	Skids	Pallets, skids		
Plastics	HDPE #2, LDPE #4, PP #5 (Industrial type)	Misc	Miscellaneous Recovered Materials		

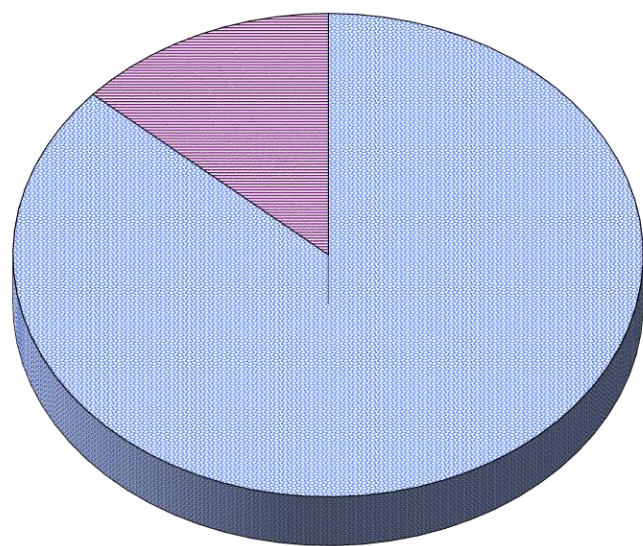
CASCADES RECOVERY+

University of Waterloo, 200 University Avenue West, Waterloo, ON
 March 2023 Diversion Report

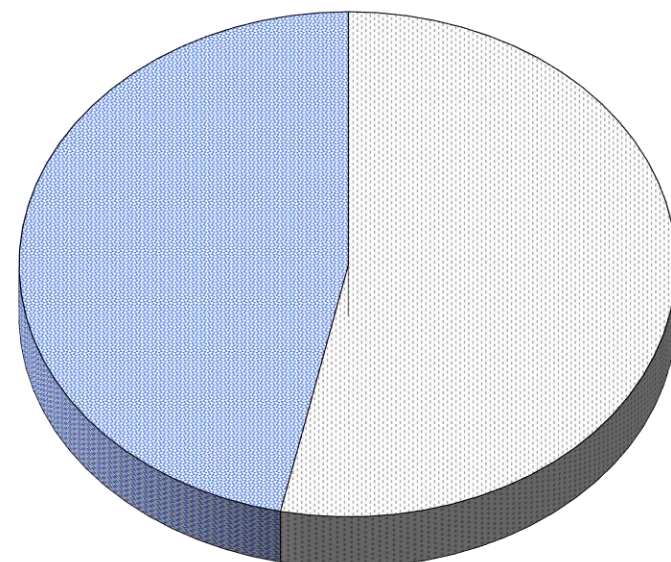
You have saved 293 trees in 2023



Material Contribution to Diversion 2022



Material Contribution to Diversion 2023



- DHT
- OCC
- O. Paper
- OPF
- SS
- CG&MP
- Plastics
- Future Use
- Organics
- Hazardous
- E-waste
- Scrap
- Skids
- Misc

Comments

Did you know... Cascades Recovery+ offers unique services by providing a comprehensive approach that manages the diversion of discarded materials. We assist our customers in achieving their sustainability goals while delivering cost effective recovery methods. Unlike waste companies whose primary business is “waste to landfill” – our business is to “divert material from landfill” and find ways to use the discarded materials over and over again, working towards zero waste.

For further information regarding your Diversion Report or information on additional material recovery services, please contact:

Sierra Davidson
 Sustainability Advisor
 (647) 234-9566

CASCADES RECOVERY+

The Sustainable Material Management Group of Cascades Recovery+ hereby certifies that

University of Waterloo, 200 University Avenue West, Waterloo, ON

through their participation in the Recovery Plus Program
attained the following achievements in

March 2023

Total Material Recovered: 9.2 Metric Tonnes

Landfill Reduction: 35.7 Cubic Yards

Energy Saved: 67760 kWh

Carbon Dioxide Emission Reduction: 40.1 Te CO₂e

Water Saved: 267640 Litres

Oil (Petroleum) Saved: 39.9 Barrels

Trees Saved: 156 Mature Trees

Diversion Rate of 100%

Sierra Davidson

Sustainability Advisor

*Diversion Rate is calculated using material values recovered by Cascades Recovery+ and values provided to Cascades Recovery+

CASCADES RECOVERY+

The Sustainable Material Management Group of Cascades Recovery+ hereby certifies that

University of Waterloo, 200 University Avenue West, Waterloo, ON

through their participation in the Recovery Plus Program
attained the following achievements from

January to March 2023

Total Material Recovered: 17.2 Metric Tonnes

Landfilled Reduction: 67.2 Cubic Yards

Energy Saved: 127520 kWh

Carbon Dioxide Emission Reduction: 75.4 Te CO₂e

Water Saved: 503690 Litres

Oil (Petroleum) Saved: 75 Barrels

Trees Saved: 293 Mature Trees

Diversion Rate of 100%

Sierra Davidson

Sustainability Advisor

*Diversion Rate is calculated using material values recovered by Cascades Recovery+ and values provided to Cascades Recovery+