



University of Waterloo, 200 University Avenue West, Waterloo, ON
 May 2020 Diversion Report

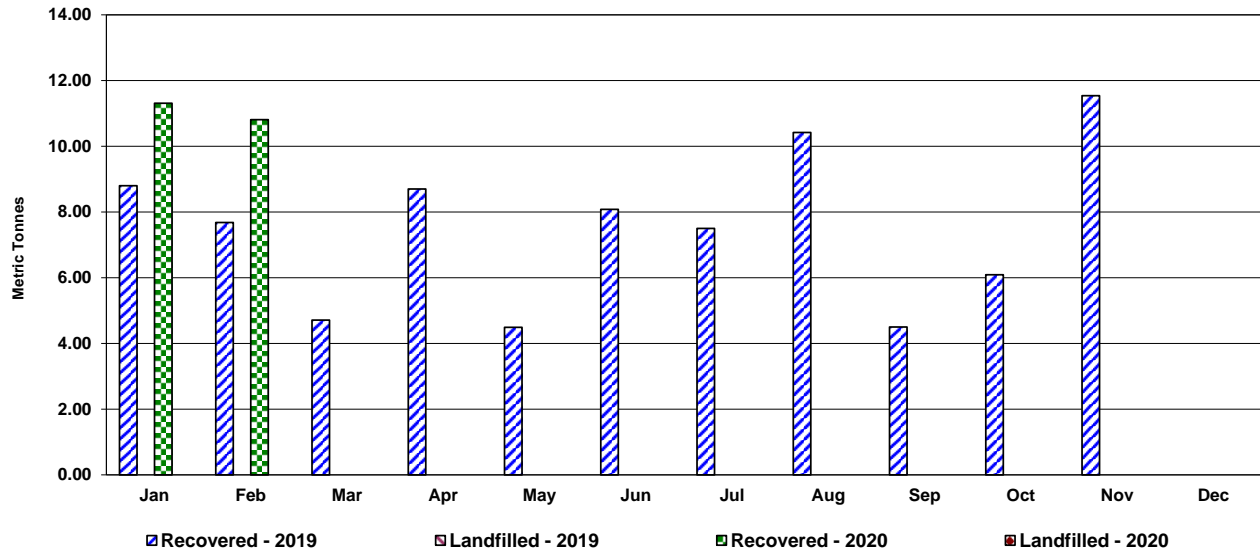
2020																			
Month	HT	OCC	O. Paper	OPF	SS	CG&MP	Plastics	Future Use	Organics	Hazardous	E-waste	Scrap	Skids	Misc	Recovered - 2020	Landfilled - 2020	Total	Diversion	
Jan-20	0.00	0.00	0.00	11.31	0.00	0.00	0.00	0.00	0.00	0.00	0.00	0.00	0.00	0.00	11.31	0.00	11.31	100%	
Feb-20	0.00	0.00	0.00	10.81	0.00	0.00	0.00	0.00	0.00	0.00	0.00	0.00	0.00	0.00	10.81	0.00	10.81	100%	
Mar-20	0.00	0.00	0.00	0.00	0.00	0.00	0.00	0.00	0.00	0.00	0.00	0.00	0.00	0.00	0.00	0.00	0.00	0%	
Apr-20	0.00	0.00	0.00	0.00	0.00	0.00	0.00	0.00	0.00	0.00	0.00	0.00	0.00	0.00	0.00	0.00	0.00	0%	
May-20	0.00	0.00	0.00	0.00	0.00	0.00	0.00	0.00	0.00	0.00	0.00	0.00	0.00	0.00	0.00	0.00	0.00	0%	
Jun-20																			
Jul-20																			
Aug-20																			
Sep-20																			
Oct-20																			
Nov-20																			
Dec-20																			
Total	0.00	0.00	0.00	22.12	0.00	0.00	0.00	0.00	0.00	0.00	0.00	0.00	0.00	0.00	22.12	0.00	22.12		
Average	0.00	0.00	0.00	4.42	0.00	0.00	0.00	0.00	0.00	0.00	0.00	0.00	0.00	0.00	4.42	0.00	4.42	100.0%	
Notes:																			
2019																			
Month	HT	OCC	O. Paper	OPF	SS	CG&MP	Plastics	Future Use	Organics	Hazardous	E-waste	Scrap	Skids	Misc	Recovered - 2019	Landfilled - 2019	Total	Diversion	
Jan-19	0.00	0.00	0.00	8.80	0.00	0.00	0.00	0.00	0.00	0.00	0.00	0.00	0.00	0.00	8.80	0.00	8.80	100%	
Feb-19	0.00	0.00	0.00	5.42	2.26	0.00	0.00	0.00	0.00	0.00	0.00	0.00	0.00	0.00	7.68	0.00	7.68	100%	
Mar-19	0.00	0.00	0.00	4.71	0.00	0.00	0.00	0.00	0.00	0.00	0.00	0.00	0.00	0.00	4.71	0.00	4.71	100%	
Apr-19	0.00	0.00	0.00	8.70	0.00	0.00	0.00	0.00	0.00	0.00	0.00	0.00	0.00	0.00	8.70	0.00	8.70	100%	
May-19	0.00	0.00	0.00	4.49	0.00	0.00	0.00	0.00	0.00	0.00	0.00	0.00	0.00	0.00	4.49	0.00	4.49	100%	
Jun-19	0.00	0.00	0.00	8.08	0.00	0.00	0.00	0.00	0.00	0.00	0.00	0.00	0.00	0.00	8.08	0.00	8.08	100%	
Jul-19	0.00	0.00	0.00	7.50	0.00	0.00	0.00	0.00	0.00	0.00	0.00	0.00	0.00	0.00	7.50	0.00	7.50	100%	
Aug-19	0.00	0.00	0.00	10.42	0.00	0.00	0.00	0.00	0.00	0.00	0.00	0.00	0.00	0.00	10.42	0.00	10.42	100%	
Sep-19	0.00	0.00	0.00	4.50	0.00	0.00	0.00	0.00	0.00	0.00	0.00	0.00	0.00	0.00	4.50	0.00	4.50	100%	
Oct-19	0.00	0.00	0.00	6.09	0.00	0.00	0.00	0.00	0.00	0.00	0.00	0.00	0.00	0.00	6.09	0.00	6.09	100%	
Nov-19	0.00	0.00	0.00	11.54	0.00	0.00	0.00	0.00	0.00	0.00	0.00	0.00	0.00	0.00	11.54	0.00	11.54	100%	
Dec-19	0.00	0.00	0.00	0.00	0.00	0.00	0.00	0.00	0.00	0.00	0.00	0.00	0.00	0.00	0.00	0.00	0.00	0%	
Total	0.00	0.00	0.00	80.25	2.26	0.00	0.00	0.00	0.00	0.00	0.00	0.00	0.00	0.00	82.51	0.00	82.51		
Average	0.00	0.00	0.00	6.69	0.19	0.00	0.00	0.00	0.00	0.00	0.00	0.00	0.00	0.00	6.88	0.00	6.88	100.0%	
Legend																			
All weights provided in Metric Tonnes																			
HT	Hand Towels																		
OCC	Old Corrugated Containers																		
O. Paper	Other Papers																		
OPF	Office Paper Fibre																		
SS	Secure Shredding																		
CG&MP	Cans, Glass & Mixed Plastic (Cafeteria type)																		
Plastics	HDPE #2, LDPE #4, PP #5 (Industrial type)																		
Reused	Reused Material																		
Organics	Food Wastes, Cafeteria Waste																		
Hazardous	Hazardous Wastes																		
E-Waste	Waste Electronic and Electrical Equipment (Incl. Toner Cartridges)																		
Scrap	Scrap Metals (All)																		
Skids	Pallets, skids																		
Misc	Miscellaneous Recovered Materials																		
Recovered	Sum of All Recovered and Recyclable Materials																		
Landfilled	Refuse Material Sent to Landfill																		
Total	Sum of All Materials																		
Diversion	Diversion Rate (Recycled / Total)																		

CASCADES RECOVERY+

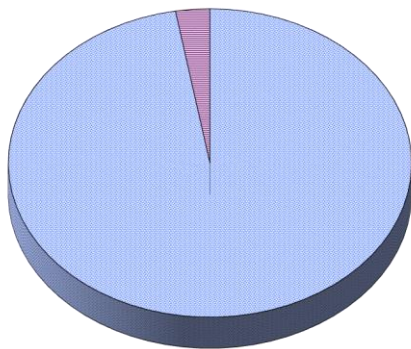
CASCADES RECOVERY+

University of Waterloo, 200 University Avenue West, Waterloo, ON
 May 2020 Diversion Report

You have saved 376 trees in 2020

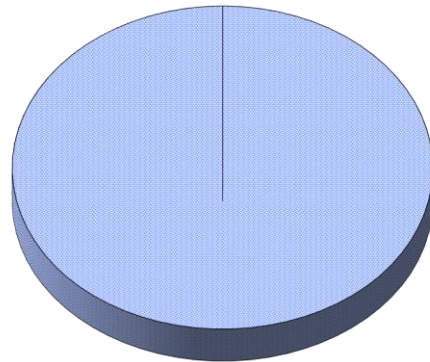


Material Contribution to Diversion 2019



- HT
- O. Paper
- SS
- Plastics
- Organics
- E-waste
- Skids
- OCC
- OPF
- CG&MP
- Future Use
- Hazardous
- Scrap
- Misc

Material Contribution to Diversion 2020



Comments

Notes:

Did you know... Cascades Recovery+ offers unique services by providing a comprehensive approach that manages the diversion of discarded materials. We assist our customers in achieving their sustainability goals while delivering cost effective recovery methods. Unlike waste companies whose primary business is “waste to landfill” – our business is to “divert material from landfill” and find ways to use the discarded materials over and over again, working towards zero waste.

For further information regarding your Diversion Report or information on additional material recovery services, please contact: **Joshua Zuriel**
 Technical Analyst, Sustainable Material Management Group
 (416) 231-2525 ext. 60294

CASCADES RECOVERY+

The Sustainable Material Management Group of Cascades Recovery+ hereby certifies that

University of Waterloo, 200 University Avenue West, Waterloo, ON

through their participation in the Recovery ...PLUS® program
attained the following achievements in

May 2020

Total Material Recovered: 0 Metric Tonnes

Landfill Reduction: 0 Cubic Yards

Energy Saved: 0 kWh

Carbon Dioxide Emission Reduction: 0 Te CO₂e

Water Saved: 0 Litres

Oil (Petroleum) Saved: 0 Barrels

Trees Saved: 0 Mature Trees

Diversion Rate of 0%



Joshua Zuriel
Technical Analyst

*Diversion Rate is calculated using material values recovered by Cascades Recovery+ and values provided to Cascades Recovery+