



University of Waterloo, 200 University Avenue West, Waterloo, ON  
November 2018 Diversion Report

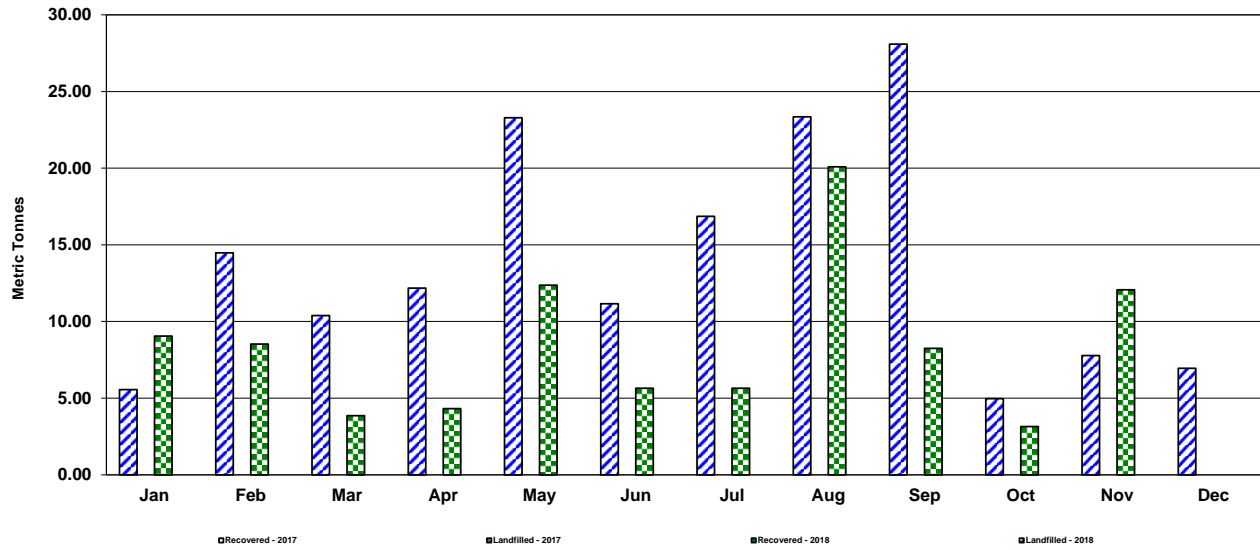
2018																		
Month	HT	OCC	O. Paper	OPF	SS	CG&MP	Plastics	Future Use	Organics	Hazardous	E-waste	Scrap	Skids	Misc	Recovered - 2018	Landfilled - 2018	Total	Diversion
Jan-18	0.00	0.00	0.00	9.05	0.00	0.00	0.00	0.00	0.00	0.00	0.00	0.00	0.00	0.00	9.05	0.00	9.05	100%
Feb-18	0.00	0.00	0.00	8.53	0.00	0.00	0.00	0.00	0.00	0.00	0.00	0.00	0.00	0.00	8.53	0.00	8.53	100%
Mar-18	0.00	0.00	0.00	3.86	0.00	0.00	0.00	0.00	0.00	0.00	0.00	0.00	0.00	0.00	3.86	0.00	3.86	100%
Apr-18	0.00	0.00	0.00	4.32	0.00	0.00	0.00	0.00	0.00	0.00	0.00	0.00	0.00	0.00	4.32	0.00	4.32	100%
May-18	0.00	0.00	0.00	12.37	0.00	0.00	0.00	0.00	0.00	0.00	0.00	0.00	0.00	0.00	12.37	0.00	12.37	100%
Jun-18	0.00	0.00	0.00	5.65	0.00	0.00	0.00	0.00	0.00	0.00	0.00	0.00	0.00	0.00	5.65	0.00	5.65	100%
Jul-18	0.00	0.00	0.00	5.65	0.00	0.00	0.00	0.00	0.00	0.00	0.00	0.00	0.00	0.00	5.65	0.00	5.65	100%
Aug-18	0.00	0.00	0.00	20.09	0.00	0.00	0.00	0.00	0.00	0.00	0.00	0.00	0.00	0.00	20.09	0.00	20.09	100%
Sep-18	0.00	0.00	0.00	8.25	0.00	0.00	0.00	0.00	0.00	0.00	0.00	0.00	0.00	0.00	8.25	0.00	8.25	100%
Oct-18	0.00	0.00	0.00	3.15	0.00	0.00	0.00	0.00	0.00	0.00	0.00	0.00	0.00	0.00	3.15	0.00	3.15	100%
Nov-18	0.00	0.00	0.00	12.07	0.00	0.00	0.00	0.00	0.00	0.00	0.00	0.00	0.00	0.00	12.07	0.00	12.07	100%
Dec-18																		
<b>Total</b>	<b>0.00</b>	<b>0.00</b>	<b>0.00</b>	<b>92.99</b>	<b>0.00</b>	<b>0.00</b>	<b>0.00</b>	<b>0.00</b>	<b>0.00</b>	<b>0.00</b>	<b>0.00</b>	<b>0.00</b>	<b>0.00</b>	<b>0.00</b>	<b>92.99</b>	<b>0.00</b>	<b>92.99</b>	
<b>Average</b>	<b>0.00</b>	<b>0.00</b>	<b>0.00</b>	<b>8.45</b>	<b>0.00</b>	<b>0.00</b>	<b>0.00</b>	<b>0.00</b>	<b>0.00</b>	<b>0.00</b>	<b>0.00</b>	<b>0.00</b>	<b>0.00</b>	<b>0.00</b>	<b>8.45</b>	<b>0.00</b>	<b>8.45</b>	<b>100.0%</b>
Notes:																		
2017																		
Month	HT	OCC	O. Paper	OPF	SS	CG&MP	Plastics	Future Use	Organics	Hazardous	E-waste	Scrap	Skids	Misc	Recovered - 2017	Landfilled - 2017	Total	Diversion
Jan-17	0.00	0.00	0.00	1.36	4.20	0.00	0.00	0.00	0.00	0.00	0.00	0.00	0.00	0.00	5.56	0.00	5.56	100%
Feb-17	0.00	0.00	0.00	7.75	6.73	0.00	0.00	0.00	0.00	0.00	0.00	0.00	0.00	0.00	14.48	0.00	14.48	100%
Mar-17	0.00	0.00	0.00	5.03	5.36	0.00	0.00	0.00	0.00	0.00	0.00	0.00	0.00	0.00	10.39	0.00	10.39	100%
Apr-17	0.00	0.00	0.00	8.20	3.98	0.00	0.00	0.00	0.00	0.00	0.00	0.00	0.00	0.00	12.18	0.00	12.18	100%
May-17	0.00	0.00	0.00	16.69	6.60	0.00	0.00	0.00	0.00	0.00	0.00	0.00	0.00	0.00	23.29	0.00	23.29	100%
Jun-17	0.00	0.00	0.00	11.16	0.00	0.00	0.00	0.00	0.00	0.00	0.00	0.00	0.00	0.00	11.16	0.00	11.16	100%
Jul-17	0.00	0.00	0.00	16.86	0.00	0.00	0.00	0.00	0.00	0.00	0.00	0.00	0.00	0.00	16.86	0.00	16.86	100%
Aug-17	0.00	0.00	0.00	23.35	0.00	0.00	0.00	0.00	0.00	0.00	0.00	0.00	0.00	0.00	23.35	0.00	23.35	100%
Sep-17	0.00	0.00	0.00	28.09	0.00	0.00	0.00	0.00	0.00	0.00	0.00	0.00	0.00	0.00	28.09	0.00	28.09	100%
Oct-17	0.00	0.00	0.00	4.97	0.00	0.00	0.00	0.00	0.00	0.00	0.00	0.00	0.00	0.00	4.97	0.00	4.97	100%
Nov-17	0.00	0.00	0.00	7.78	0.00	0.00	0.00	0.00	0.00	0.00	0.00	0.00	0.00	0.00	7.78	0.00	7.78	100%
Dec-17	0.00	0.00	0.00	6.95	0.00	0.00	0.00	0.00	0.00	0.00	0.00	0.00	0.00	0.00	6.95	0.00	6.95	100%
<b>Total</b>	<b>0.00</b>	<b>0.00</b>	<b>0.00</b>	<b>138.19</b>	<b>26.87</b>	<b>0.00</b>	<b>0.00</b>	<b>0.00</b>	<b>0.00</b>	<b>0.00</b>	<b>0.00</b>	<b>0.00</b>	<b>0.00</b>	<b>0.00</b>	<b>165.06</b>	<b>0.00</b>	<b>165.06</b>	
<b>Average</b>	<b>0.00</b>	<b>0.00</b>	<b>0.00</b>	<b>11.52</b>	<b>2.24</b>	<b>0.00</b>	<b>0.00</b>	<b>0.00</b>	<b>0.00</b>	<b>0.00</b>	<b>0.00</b>	<b>0.00</b>	<b>0.00</b>	<b>0.00</b>	<b>13.76</b>	<b>0.00</b>	<b>13.76</b>	<b>100.0%</b>
Legend																		
All weights provided in Metric Tonnes																		
<b>HT</b>	Hand Towels														<b>Recovered</b>	Sum of All Recovered and Recyclable Materials		
<b>OCC</b>	Old Corrugated Containers														<b>Landfilled</b>	Refuse Material Sent to Landfill		
<b>O. Paper</b>	Other Papers														<b>Total</b>	Sum of All Materials		
<b>OPF</b>	Office Paper Fibre														<b>Diversion</b>	Diversion Rate (Recycled / Total)		
<b>SS</b>	Secure Shredding																	
<b>CG&amp;MP</b>	Cans, Glass & Mixed Plastic (Cafeteria type)																	
<b>Plastics</b>	HDPE #2, LDPE #4, PP #5 (Industrial type)																	
<b>Reused</b>	Reused Material																	
<b>Organics</b>	Food Wastes, Cafeteria Waste																	
<b>Hazardous</b>	Hazardous Wastes																	
<b>E-Waste</b>	Waste Electronic and Electrical Equipment (Incl. Toner Cartridges)																	
<b>Scrap</b>	Scrap Metals (All)																	
<b>Skids</b>	Pallets, skids																	
<b>Misc</b>	Miscellaneous Recovered Materials																	

**CASCADES RECOVERY+**

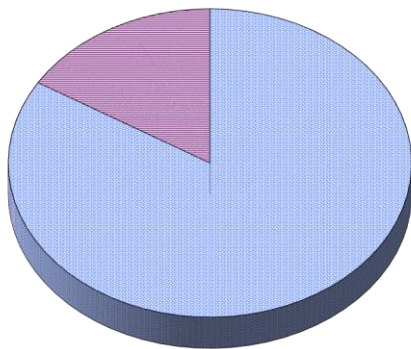
# CASCADES RECOVERY+

University of Waterloo, 200 University Avenue West, Waterloo, ON  
November 2018 Diversion Report

You have saved 1581 trees in 2018

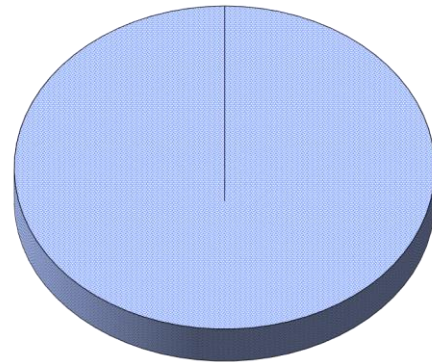


Material Contribution to Diversion 2017



- DHT
- OCC
- O. Paper
- OPF
- OSS
- CG&MP
- Plastics
- Future Use
- Organics
- Hazardous
- E-waste
- Scrap
- Skids
- Misc

Material Contribution to Diversion 2018



## Comments

Notes:

**Did you know...** Cascades Recovery+ offers unique services by providing a comprehensive approach that manages the diversion of discarded materials. We assist our customers in achieving their sustainability goals while delivering cost effective recovery methods. Unlike waste companies whose primary business is “waste to landfill” – our business is to “divert material from landfill” and find ways to use the discarded materials over and over again, working towards zero waste.

For further information regarding your Diversion Report or information on additional material recovery services, please contact: **Joshua Zuriel**  
Technical Analyst, Sustainable Material Management Group  
(416) 231-2525 ext. 60294

# CASCADES RECOVERY+

The Sustainable Material Management Group of Cascades Recovery+ hereby certifies that

University of Waterloo, 200 University Avenue West, Waterloo, ON

through their participation in the Recovery ...PLUS® program  
attained the following achievements in

**November 2018**

Total Material Recovered: 12.1 Metric Tonnes

Landfill Reduction: 47.1 Cubic Yards

Energy Saved: 89380 kWh

Carbon Dioxide Emission Reduction: 52.9 Te CO<sub>2</sub>e

Water Saved: 353050 Litres

Oil (Petroleum) Saved: 52.6 Barrels

Trees Saved: 205 Mature Trees

**Diversion Rate of 100%**



**Joshua Zuriel**  
Technical Analyst

\*Diversion Rate is calculated using material values recovered by Cascades Recovery+ and values provided to Cascades Recovery+