



University of Waterloo, 200 University Avenue West, Waterloo, ON  
 October 2020 Diversion Report

2020																		
Month	HT	OCC	O. Paper	OPF	SS	CG&MP	Plastics	Future Use	Organics	Hazardous	E-waste	Scrap	Skids	Misc	Recovered - 2020	Landfilled - 2020	Total	Diversion
Jan-20	0.00	0.00	0.00	11.31	0.00	0.00	0.00	0.00	0.00	0.00	0.00	0.00	0.00	0.00	11.31	0.00	11.31	100%
Feb-20	0.00	0.00	0.00	10.81	0.00	0.00	0.00	0.00	0.00	0.00	0.00	0.00	0.00	0.00	10.81	0.00	10.81	100%
Mar-20	0.00	0.00	0.00	0.00	0.00	0.00	0.00	0.00	0.00	0.00	0.00	0.00	0.00	0.00	0.00	0.00	0.00	0%
Apr-20	0.00	0.00	0.00	0.00	0.00	0.00	0.00	0.00	0.00	0.00	0.00	0.00	0.00	0.00	0.00	0.00	0.00	0%
May-20	0.00	0.00	0.00	0.00	0.00	0.00	0.00	0.00	0.00	0.00	0.00	0.00	0.00	0.00	0.00	0.00	0.00	0%
Jun-20	0.00	0.00	0.00	0.00	0.00	0.00	0.00	0.00	0.00	0.00	0.00	0.00	0.00	0.00	0.00	0.00	0.00	0%
Jul-20	0.00	0.00	0.00	5.11	11.08	0.00	0.00	0.00	0.00	0.00	0.00	0.00	0.00	0.00	16.19	0.00	16.19	100%
Aug-20	0.00	0.00	0.00	0.00	0.00	0.00	0.00	0.00	0.00	0.00	0.00	0.00	0.00	0.00	0.00	0.00	0.00	0%
Sep-20	0.00	0.00	0.00	12.19	0.00	0.00	0.00	0.00	0.00	0.00	0.00	0.00	0.00	0.00	12.19	0.00	12.19	100%
Oct-20	0.00	0.00	0.00	0.00	0.00	0.00	0.00	0.00	0.00	0.00	0.00	0.00	0.00	0.00	0.00	0.00	0.00	0%
Nov-20																		
Dec-20																		
<b>Total</b>	<b>0.00</b>	<b>0.00</b>	<b>0.00</b>	<b>39.42</b>	<b>11.08</b>	<b>0.00</b>	<b>0.00</b>	<b>0.00</b>	<b>0.00</b>	<b>0.00</b>	<b>0.00</b>	<b>0.00</b>	<b>0.00</b>	<b>0.00</b>	<b>50.50</b>	<b>0.00</b>	<b>50.50</b>	
<b>Average</b>	<b>0.00</b>	<b>0.00</b>	<b>0.00</b>	<b>3.94</b>	<b>1.11</b>	<b>0.00</b>	<b>0.00</b>	<b>0.00</b>	<b>0.00</b>	<b>0.00</b>	<b>0.00</b>	<b>0.00</b>	<b>0.00</b>	<b>0.00</b>	<b>5.05</b>	<b>0.00</b>	<b>5.05</b>	<b>100.0%</b>

Notes:

2019																		
Month	HT	OCC	O. Paper	OPF	SS	CG&MP	Plastics	Future Use	Organics	Hazardous	E-waste	Scrap	Skids	Misc	Recovered - 2019	Landfilled - 2019	Total	Diversion
Jan-19	0.00	0.00	0.00	8.80	0.00	0.00	0.00	0.00	0.00	0.00	0.00	0.00	0.00	0.00	8.80	0.00	8.80	100%
Feb-19	0.00	0.00	0.00	5.42	2.26	0.00	0.00	0.00	0.00	0.00	0.00	0.00	0.00	0.00	7.68	0.00	7.68	100%
Mar-19	0.00	0.00	0.00	4.71	0.00	0.00	0.00	0.00	0.00	0.00	0.00	0.00	0.00	0.00	4.71	0.00	4.71	100%
Apr-19	0.00	0.00	0.00	8.70	0.00	0.00	0.00	0.00	0.00	0.00	0.00	0.00	0.00	0.00	8.70	0.00	8.70	100%
May-19	0.00	0.00	0.00	4.49	0.00	0.00	0.00	0.00	0.00	0.00	0.00	0.00	0.00	0.00	4.49	0.00	4.49	100%
Jun-19	0.00	0.00	0.00	8.08	0.00	0.00	0.00	0.00	0.00	0.00	0.00	0.00	0.00	0.00	8.08	0.00	8.08	100%
Jul-19	0.00	0.00	0.00	7.50	0.00	0.00	0.00	0.00	0.00	0.00	0.00	0.00	0.00	0.00	7.50	0.00	7.50	100%
Aug-19	0.00	0.00	0.00	10.42	0.00	0.00	0.00	0.00	0.00	0.00	0.00	0.00	0.00	0.00	10.42	0.00	10.42	100%
Sep-19	0.00	0.00	0.00	4.50	0.00	0.00	0.00	0.00	0.00	0.00	0.00	0.00	0.00	0.00	4.50	0.00	4.50	100%
Oct-19	0.00	0.00	0.00	6.09	0.00	0.00	0.00	0.00	0.00	0.00	0.00	0.00	0.00	0.00	6.09	0.00	6.09	100%
Nov-19	0.00	0.00	0.00	11.54	0.00	0.00	0.00	0.00	0.00	0.00	0.00	0.00	0.00	0.00	11.54	0.00	11.54	100%
Dec-19	0.00	0.00	0.00	0.00	0.00	0.00	0.00	0.00	0.00	0.00	0.00	0.00	0.00	0.00	0.00	0.00	0.00	0%
<b>Total</b>	<b>0.00</b>	<b>0.00</b>	<b>0.00</b>	<b>80.25</b>	<b>2.26</b>	<b>0.00</b>	<b>0.00</b>	<b>0.00</b>	<b>0.00</b>	<b>0.00</b>	<b>0.00</b>	<b>0.00</b>	<b>0.00</b>	<b>0.00</b>	<b>82.51</b>	<b>0.00</b>	<b>82.51</b>	
<b>Average</b>	<b>0.00</b>	<b>0.00</b>	<b>0.00</b>	<b>6.69</b>	<b>0.19</b>	<b>0.00</b>	<b>0.00</b>	<b>0.00</b>	<b>0.00</b>	<b>0.00</b>	<b>0.00</b>	<b>0.00</b>	<b>0.00</b>	<b>0.00</b>	<b>6.88</b>	<b>0.00</b>	<b>6.88</b>	<b>100.0%</b>

Legend

All weights provided in Metric Tonnes

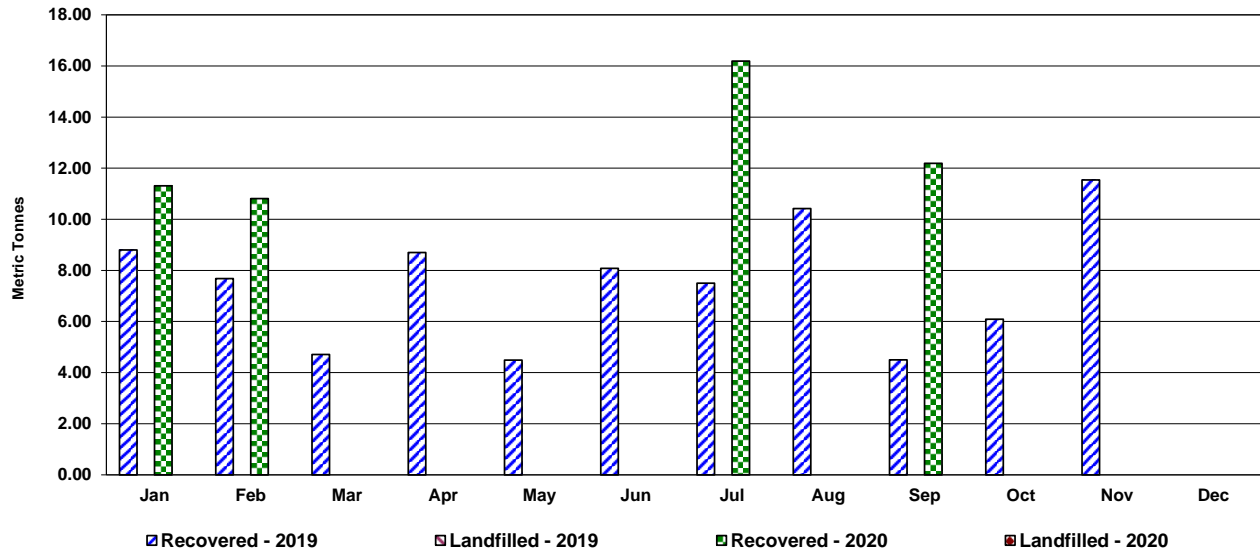
<b>HT</b>	Hand Towels	<b>Reused</b>	Reused Material	<b>Recovered</b>	Sum of All Recovered and Recyclable Materials
<b>OCC</b>	Old Corrugated Containers	<b>Organics</b>	Food Wastes, Cafeteria Waste	<b>Landfilled</b>	Refuse Material Sent to Landfill
<b>O. Paper</b>	Other Papers	<b>Hazardous</b>	Hazardous Wastes	<b>Total</b>	Sum of All Materials
<b>OPF</b>	Office Paper Fibre	<b>E-Waste</b>	Waste Electronic and Electrical Equipment (Incl. Toner Cartridges)	<b>Diversion</b>	Diversion Rate (Recycled / Total)
<b>SS</b>	Secure Shredding	<b>Scrap</b>	Scrap Metals (All)		
<b>CG&amp;MP</b>	Cans, Glass & Mixed Plastic (Cafeteria type)	<b>Skids</b>	Pallets, skids		
<b>Plastics</b>	HDPE #2, LDPE #4, PP #5 (Industrial type)	<b>Misc</b>	Miscellaneous Recovered Materials		

**CASCADES RECOVERY+**

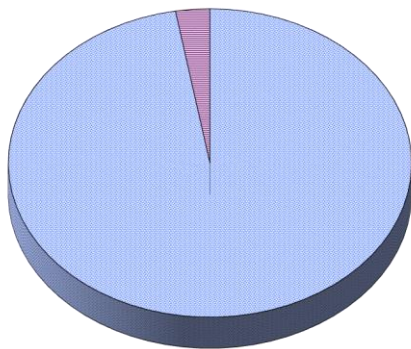
# CASCADES RECOVERY+

University of Waterloo, 200 University Avenue West, Waterloo, ON  
 October 2020 Diversion Report

**You have saved 859 trees in 2020**

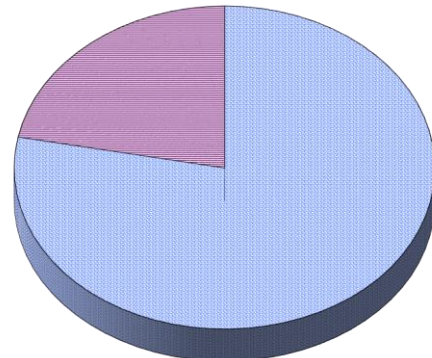


**Material Contribution to Diversion 2019**



- HT
- O. Paper
- SS
- Plastics
- Organics
- E-waste
- Skids
- OCC
- OPF
- CG&MP
- Future Use
- Hazardous
- Scrap
- Misc

**Material Contribution to Diversion 2020**



## Comments

Notes:

**Did you know...** Cascades Recovery+ offers unique services by providing a comprehensive approach that manages the diversion of discarded materials. We assist our customers in achieving their sustainability goals while delivering cost effective recovery methods. Unlike waste companies whose primary business is “waste to landfill” – our business is to “divert material from landfill” and find ways to use the discarded materials over and over again, working towards zero waste.

For further information regarding your Diversion Report or information on additional material recovery services, please contact: **Rachel Lee**  
 Environmental Coordinator, Sustainable Material Management Group  
 (604) 327-5272 ext. 66104

# CASCADES RECOVERY+

The Sustainable Material Management Group of Cascades Recovery+ hereby certifies that

University of Waterloo, 200 University Avenue West, Waterloo, ON

through their participation in the Recovery ...PLUS® program  
attained the following achievements in

**October 2020**

Total Material Recovered: 0 Metric Tonnes

Landfill Reduction: 0 Cubic Yards

Energy Saved: 0 kWh

Carbon Dioxide Emission Reduction: 0 Te CO<sub>2</sub>e

Water Saved: 0 Litres

Oil (Petroleum) Saved: 0 Barrels

Trees Saved: 0 Mature Trees

**Diversion Rate of 0%**



**Joshua Zuriel**  
Technical Analyst

\*Diversion Rate is calculated using material values recovered by Cascades Recovery+ and values provided to Cascades Recovery+