



University of Waterloo, 200 University Avenue West, Waterloo, ON
September 2022 Diversion Report

2022																		
Month	HT	OCC	O. Paper	OPF	SS	CG&MP	Plastics	Future Use	Organics	Hazardous	E-waste	Scrap	Skids	Misc	Recovered - 2022	Landfilled - 2022	Total	Diversion
Jan-22	0.00	0.00	0.00	4.04	0.00	0.00	0.00	0.00	0.00	0.00	0.00	0.00	0.00	0.00	4.04	0.00	4.04	100%
Feb-22	0.00	0.00	0.00	5.80	0.00	0.00	0.00	0.00	0.00	0.00	0.00	0.00	0.00	0.00	5.80	0.00	5.80	100%
Mar-22	0.00	0.00	0.00	0.00	0.00	0.00	0.00	0.00	0.00	0.00	0.00	0.00	0.00	0.00	0.00	0.00	0.00	0%
Apr-22	0.00	0.00	0.00	6.70	0.00	0.00	0.00	0.00	0.00	0.00	0.00	0.00	0.00	0.00	6.70	0.00	6.70	100%
May-22	0.00	0.00	0.00	6.03	0.00	0.00	0.00	0.00	0.00	0.00	0.00	0.00	0.00	0.00	6.03	0.00	6.03	100%
Jun-22	0.00	0.00	0.00	0.00	0.00	0.00	0.00	0.00	0.00	0.00	0.00	0.00	0.00	0.00	0.00	0.00	0.00	0%
Jul-22	0.00	0.00	0.00	6.00	0.00	0.00	0.00	0.00	0.00	0.00	0.00	0.00	0.00	0.00	6.00	0.00	6.00	100%
Aug-22	0.00	0.00	0.00	10.03	8.12	0.00	0.00	0.00	0.00	0.00	0.00	0.00	0.00	0.00	18.15	0.00	18.15	100%
Sep-22	0.00	0.00	0.00	0.00	0.00	0.00	0.00	0.00	0.00	0.00	0.00	0.00	0.00	0.00	0.00	0.00	0.00	0%
Oct-22																		
Nov-22																		
Dec-22																		
Total	0.00	0.00	0.00	38.60	8.12	0.00	0.00	0.00	0.00	0.00	0.00	0.00	0.00	0.00	46.72	0.00	46.72	
Average	0.00	0.00	0.00	4.29	0.90	0.00	0.00	0.00	0.00	0.00	0.00	0.00	0.00	0.00	5.19	0.00	5.19	100.0%
Notes:																		
2021																		
Month	HT	OCC	O. Paper	OPF	SS	CG&MP	Plastics	Future Use	Organics	Hazardous	E-waste	Scrap	Skids	Misc	Recovered - 2021	Landfilled - 2021	Total	Diversion
Jan-21	0.00	0.00	0.00	0.00	0.00	0.00	0.00	0.00	0.00	0.00	0.00	0.00	0.00	0.00	0.00	0.00	0.00	0%
Feb-21	0.00	0.00	0.00	0.00	0.00	0.00	0.00	0.00	0.00	0.00	0.00	0.00	0.00	0.00	0.00	0.00	0.00	0%
Mar-21	0.00	0.00	0.00	5.76	0.00	0.00	0.00	0.00	0.00	0.00	0.00	0.00	0.00	0.00	5.76	0.00	5.76	100%
Apr-21	0.00	0.00	0.00	0.00	0.00	0.00	0.00	0.00	0.00	0.00	0.00	0.00	0.00	0.00	0.00	0.00	0.00	0%
May-21	0.00	0.00	0.00	5.00	0.00	0.00	0.00	0.00	0.00	0.00	0.00	0.00	0.00	0.00	5.00	0.00	5.00	100%
Jun-21	0.00	0.00	0.00	5.02	0.00	0.00	0.00	0.00	0.00	0.00	0.00	0.00	0.00	0.00	5.02	0.00	5.02	100%
Jul-21	0.00	0.00	0.00	0.00	0.00	0.00	0.00	0.00	0.00	0.00	0.00	0.00	0.00	0.00	0.00	0.00	0.00	0%
Aug-21	0.00	0.00	0.00	7.16	9.18	0.00	0.00	0.00	0.00	0.00	0.00	0.00	0.00	0.00	16.34	0.00	16.34	100%
Sep-21	0.00	0.00	0.00	7.90	0.00	0.00	0.00	0.00	0.00	0.00	0.00	0.00	0.00	0.00	7.90	0.00	7.90	100%
Oct-21	0.00	0.00	0.00	5.91	0.00	0.00	0.00	0.00	0.00	0.00	0.00	0.00	0.00	0.00	5.91	0.00	5.91	100%
Nov-21	0.00	0.00	0.00	0.00	0.00	0.00	0.00	0.00	0.00	0.00	0.00	0.00	0.00	0.00	0.00	0.00	0.00	0%
Dec-21	0.00	0.00	0.00	7.05	0.00	0.00	0.00	0.00	0.00	0.00	0.00	0.00	0.00	0.00	7.05	0.00	7.05	100%
Total	0.00	0.00	0.00	43.80	9.18	0.00	0.00	0.00	0.00	0.00	0.00	0.00	0.00	0.00	52.98	0.00	52.98	
Average	0.00	0.00	0.00	3.65	0.77	0.00	0.00	0.00	0.00	0.00	0.00	0.00	0.00	0.00	4.42	0.00	4.42	100.0%
Legend																		
All weights provided in Metric Tonnes																		
HT	Hand Towels														Recovered	Sum of All Recovered and Recyclable Materials		
OCC	Old Corrugated Containers														Landfilled	Refuse Material Sent to Landfill		
O. Paper	Other Papers														Total	Sum of All Materials		
OPF	Office Paper Fibre														Diversion	Diversion Rate (Recycled / Total)		
SS	Secure Shredding																	
CG&MP	Cans, Glass & Mixed Plastic (Cafeteria type)																	
Plastics	HDPE #2, LDPE #4, PP #5 (Industrial type)																	
Reused	Reused Material																	
Organics	Food Wastes, Cafeteria Waste																	
Hazardous	Hazardous Wastes																	
E-Waste	Waste Electronic and Electrical Equipment (Incl. Toner Cartridges)																	
Scrap	Scrap Metals (All)																	
Skids	Pallets, skids																	
Misc	Miscellaneous Recovered Materials																	

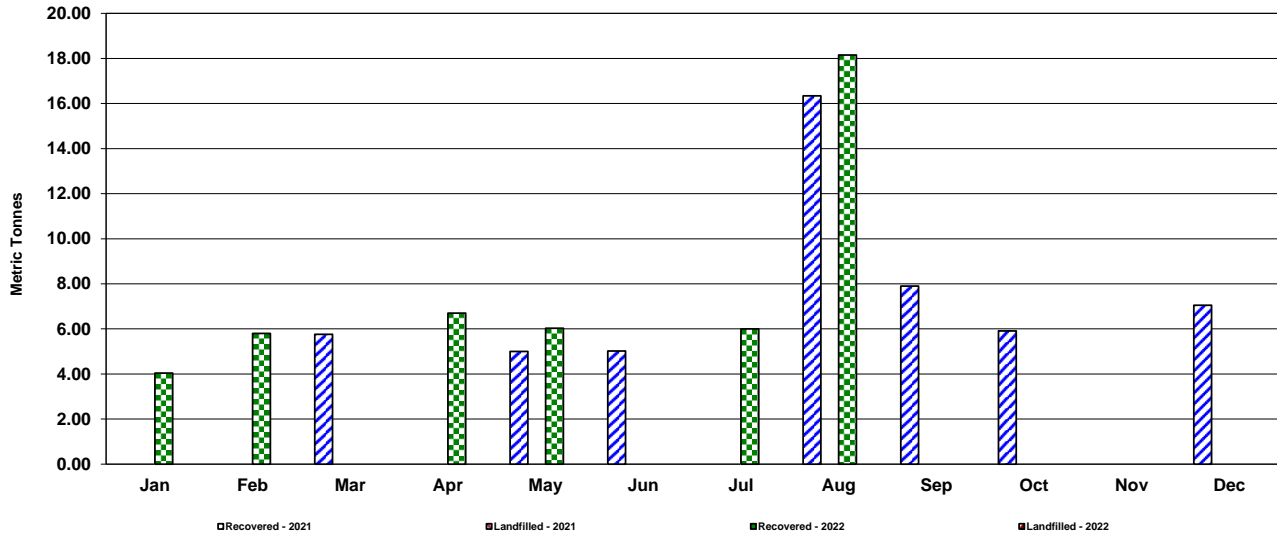
CASCADES RECOVERY+

CASCADES RECOVERY+

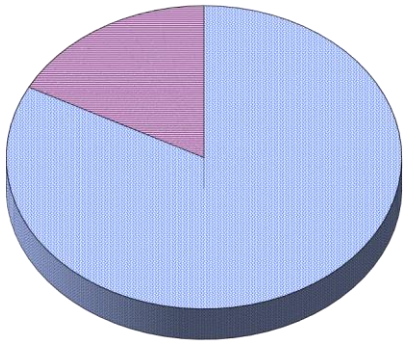
University of Waterloo, 200 University Avenue West, Waterloo, ON

September 2022 Diversion Report

You have saved 794 trees in 2022

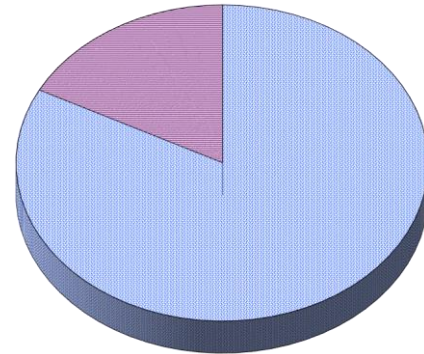


Material Contribution to Diversion 2021



- HT
- OCC
- O. Paper
- OPF
- SS
- CG&MP
- Plastics
- Future Use
- Organics
- Hazardous
- E-waste
- Scrap
- Skids
- Misc

Material Contribution to Diversion 2022



Comments

Notes:

Did you know... Cascades Recovery+ offers unique services by providing a comprehensive approach that manages the diversion of discarded materials. We assist our customers in achieving their sustainability goals while delivering cost effective recovery methods. Unlike waste companies whose primary business is “waste to landfill” – our business is to “divert material from landfill” and find ways to use the discarded materials over and over again, working towards zero waste.

For further information regarding your Diversion Report or information on additional material recovery services, please contact:

Kendal Sheppard
Lead Sustainability Advisor
(416) 231-2525 ext. 60413

CASCADES RECOVERY+

The Sustainable Material Management Group of Cascades Recovery+ hereby certifies that

University of Waterloo, 200 University Avenue West, Waterloo, ON

through their participation in the Recovery ...PLUS® Program
attained the following achievements from

July to September 2022

Total Material Recovered: 24.2 Metric Tonnes

Landfilled Reduction: 94.2 Cubic Yards

Energy Saved: 178840 kWh

Carbon Dioxide Emission Reduction: 105.8 Te CO₂e

Water Saved: 706390 Litres

Oil (Petroleum) Saved: 105.2 Barrels

Trees Saved: 411 Mature Trees

Diversion Rate of 100%



Kendal Sheppard
Lead Sustainability Advisor

*Diversion Rate is calculated using material values recovered by Cascades Recovery+ and values provided to Cascades Recovery+