






WHAT TO SAY WHEN

A workshop on responding to hate

LESSON OVERVIEW

Participants will:

-  Understand their own bias'
-  Build shared understanding by humanizing others
-  Participate in constructive dialogue

Workshop Outline:

1. Introduction:
 - Participants will be introduced to the workshop theme by participating in an interactive get-to-know-you game. Participants will be invited to think about their identity in a brainstorming session.
2. Activity: Understanding Bias
 - Participants will understand how our bias shapes perspectives through challenging conversations in an interactive game.
3. Session: Building Shared Understanding
 - Participants will explore how to shift from the desire to change someone's mind to building shared understanding through activities, storytelling, and discussion.
4. Session: Building Dialogue Facilitation Skills
 - Participants will develop skills to evoke shared humanity and empathy while facilitating dialogue and responding to hate.
5. Conclusion:
 - Participants will debrief their workshop experience, learn about opportunities for them to continue their learning in peace making.

Ontario Curriculum Connections:

- If desired, each lesson can be adapted to align with the Ontario school curriculum in the following subjects
 - Arts
 - Language
 - History
 - Social Studies
 - Health

TIME:

- This workshop was designed for a full day with three 50 minute facilitated sessions.
- This outline can be adapted to fit specific time requirements

AGE LEVEL:

- This workshop was created for Conrad Grebel's High School Peace Day

SET-UP:

- This workshop requires open space and table working space

ACCESSIBILITY:

- Some activities require standing and movement