




UNIVERSITY OF WATERLOO
STUDENT STATISTICAL INFORMATION
1978 - 1979

PREPARED BY THE OFFICE OF THE REGISTRAR
WITH THE CO-OPERATION OF THE GRADUATE STUDIES OFFICE

UNIVERSITY OF WATERLOO
STUDENT STATISTICAL INFORMATION

I am pleased to submit statistical information for the University of Waterloo and its Federated and Affiliated Institutions. The forms used are as follows:

TABLE NO. 1 - 1978/79 SUMMARY OF ENROLMENT	Page 1
TABLE NO. 2 - 1978/79 DISTRIBUTION OF TOTAL ENROLMENT	Page 2 - 7
TABLE NO. 3 - DISTRIBUTION OF FULL-TIME ENROLMENT- MALE AND FEMALE BY MAJOR CATEGORIES, 1969-1978	Page 8 - 11
TABLE NO. 4 - DISTRIBUTION OF FULL-TIME ENROLMENT, 1970-1978	Page 12 - 27
TABLE NO. 5 - DISTRIBUTION OF YEAR I CONFIRMED STUDENTS BY GRADE 13 ADMISSION AVERAGE - COMPARISON 1974/75, 1975/76, 1976/77, 1977/78 TO 1978/79	Page 28 - 30
TABLE NO. 6 - 1978/79 UNDERGRADUATE ENROLMENT IN REGULAR, HONOURS AND GENERAL PROGRAMMES	Page 31 - 65
TABLE NO. 7 - 1968-1978 DEGREES GRANTED	Page 66 - 75
TABLE NO. 8 - 1977/78 GEOGRAPHICAL DISTRIBUTION OF UNDERGRADUATE STUDENTS	Page 76 - 83



C.T. Boyes,
REGISTRAR.

June 14, 1979

SUMMARY OF ENROLMENT 1978/79
(including Church Colleges & Off-Campus Students)

Faculty	Full-Time			Part-Time			Grand Total
	Undergraduate	Graduate	Total	Undergraduate	Graduate	Total	
Arts	2,561	359	2,920	2,887	126	3,013	5,933
Engineering	2,940	270	3,210	64	259	323	3,533
Environmental Studies	1,322	115	1,437	58	45	103	1,540
Integrated Studies	64	-	64	1	-	1	65
Mathematics	3,201	164	3,365	487	132	619	3,984
H.K. & L.S.	1,135	58	1,193	48	15	63	1,256
Science	1,850	181	2,031	572	42	614	2,645
TOTAL UNIVERSITY	13,073	1,147	14,220	4,117	619	4,736	18,956
Increase or Decrease from 1977/78 to 1978/79	+ 10	- 77	- 67	+ 403	- 47	+ 356	+ 289
Increase or Decrease from 1976/77 to 1977/78	- 135	- 150	- 285	+ 521	- 54	+ 467	+ 182
Increase or Decrease from 1975/76 to 1976/77	+ 484	- 43	+ 441	+ 570	- 28	+ 542	+ 983
Increase or Decrease from 1974/75 to 1975/76	+ 559	+ 150	+ 709	+ 171	+ 95	+ 266	+ 975
Increase or Decrease from 1973/74 to 1974/75	+ 424	+ 32	+ 456	+ 365	+ 50	+ 415	+ 871
% Change from 1977/78 to 1978/79	-	- 6.3	- 0.5	+10.9	- 7.1	+ 8.1	+ 1.6
% Change from 1976/77 to 1977/78	- 1.0	-10.9	- 2.0	+16.3	- 7.5	+11.9	+ 1.0
% Change from 1975/76 to 1976/77	+ 3.8	- 3.0	+ 3.1	+21.7	- 3.7	+16.1	+ 5.6
% Change from 1974/75 to 1975/76	+ 4.6	+11.8	+ 5.3	+ 7.0	+14.5	+ 8.6	+ 5.9
% Change from 1973/74 to 1974/75	+ 3.6	+ 2.6	+ 3.5	+17.5	+ 8.3	+15.4	+ 5.6

UNIVERSITY OF WATERLOO
DISTRIBUTION OF TOTAL ENROLMENT
UNDERGRADUATE STUDENTS

<u>FACULTY AND PROGRAMME</u>	<u>FULL-TIME STUDENTS</u>										ALL YEARS	PT. TIME STUDENTS	FULL-TIME MAKE-UP POST-DEGREE		ALL STUDENTS		FAC. TOTAL		
	I		II		III		IV		V				M	F	OR NON-DEGREE			M	F
	M	F	M	F	M	F	M	F	M	F					M	F			
<u>FACULTY OF ARTS</u>																			
UNIVERSITY																			
-General	347	384	122	170	139	182					608	736	470	992			1078	1728	
-Honours-Reg.			125	134	88	114	81	80			294	328	19	42			313	370	
-Honours-Co-op			30	33	15	22	1	1			46	56					46	56	
-Non-Degree													417	641	24	29	441	670	
ST. JEROME'S																			
-General	38	43	31	25	25	32					94	100	23	100			117	200	
-Honours			31	26	27	20	14	16			72	62	2	8			74	70	
-Honours-Co-op			2	1							2	1					2	1	
-Non-Degree													29	94	5	1	34	95	
RENISON																			
-General	2	28	4	25	4	29					10	82	2	26			12	108	
-Honours		3		2	2	3					2	8					2	8	
-Non-Degree													5	17		1	5	18	
TOTAL	387	458	345	416	300	402	96	97			1128	1373	967	1920	29	31	2124	3324	5,448

FACULTY AND PROGRAMME	FULL-TIME STUDENTS										ALL YEARS		PT. TIME STUDENTS		FULL-TIME MAKE-UP POST-DEGREE OR NON-DEGREE		ALL STUDENTS		FAC. TOTAL
	M	I F	M	II F	M	III F	M	IV F	M	V F	M	F	M	F	M	F	M	F	
FACULTY OF ENGINEERING																			
On Campus	674	59	592	45	276	18	235	11			1777	133	60	4	10		1847	137	
Off Campus			277	22	484	18	207	12			968	52					968	52	
TOTAL	674	59	869	67	760	36	442	23			2745	185	60	4	10		2815	189	3,004
FACULTY OF ENVIRONMENTAL STUDIES																			
UNIVERSITY																			
Co-op-On Campus			66	39	42	21	26	6			134	66	6	5			140	71	
-Off Campus					38	15	10	5	20	2	68	22					68	22	
Regular-General	6	7	30	18	43	25					79	50	7	2			86	52	
-Honours	225	139	117	75	95	63	108	58			545	335	9	5			554	340	
-Non-Degree													19	5	12	3	31	8	
ST. JEROME'S																			
-General					2	2					2	2					2	2	
-Honours					1	1		2			1	3					1	3	
TOTAL	231	146	213	132	221	127	144	71	20	2	829	478	41	17	12	3	882	498	1,380
INTEGRATED STUDIES																			
-Special Programme	10	8	14	6	17	9					41	23	1				42	23	65
TOTAL	10	8	14	6	17	9					41	23	1				42	23	65

FACULTY AND PROGRAMME	FULL-TIME STUDENTS										ALL YEARS		PT. TIME STUDENTS		FULL-TIME MAKE-UP POST-DEGREE OR NON-DEGREE		ALL STUDENTS		FAC. TOTAL
	I		II		III		IV		V		M	F	M	F	M	F	M	F	
	M	F	M	F	M	F	M	F	M	F									
<u>FACULTY OF MATHEMATICS</u>																			
UNIVERSITY																			
On Campus																			
-General	39	25	125	115	66	45	70	38			300	223					300	223	
-Honours	333	153	135	39	67	28	57	21			592	241					592	241	
Off Campus																			
-General			85	64	100	60	33	17			218	141					218	141	
-Honours			112	35	82	25	34	8			228	68					228	68	
Regular-General																			
-Honours	59	32	110	43	128	70	85	35			382	180	111	46			493	226	
-Non-Degree	155	83	64	35	62	23	83	27			364	168	33	9	13	1	397	177	
ST. JEROME'S																			
-General	2		13	2	3	1	6	1			24	4	1	1			25	5	
-Honours	16	8	6	8	3	4	8	1			33	21	1				34	21	
Post-Degree																			
													206	79			206	79	
TOTAL	604	301	650	341	511	256	376	148			2141	1046	352	135	13	1	2506	1182	3,688
<u>FACULTY OF HUMAN KINETICS & LEISURE STUDIES</u>																			
Co-op-On Campus																			
-Off Campus	43	114	28	99	25	69	10	24			106	306	5	13			111	319	
				3	16	33	16	26			32	62					32	62	
Regular																			
	46	119	56	102	37	95	68	102			207	418	5	10			212	428	
Non-Degree																			
													7	8	3	1	10	9	
TOTAL	89	233	84	204	78	197	94	152			345	786	17	31	3	1	365	818	1,183

<u>FACULTY AND PROGRAMME</u>	<u>FULL-TIME STUDENTS</u>										<u>ALL YEARS</u>		<u>PT. TIME STUDENTS</u>		<u>FULL-TIME MAKE-UP POST-DEGREE OR NON-DEGREE</u>		<u>ALL STUDENTS</u>		<u>FAC. TOTAL</u>										
	<u>M</u>	<u>I F</u>	<u>II M</u>	<u>II F</u>	<u>III M</u>	<u>III F</u>	<u>IV M</u>	<u>IV F</u>	<u>M</u>	<u>F</u>	<u>M</u>	<u>F</u>	<u>M</u>	<u>F</u>	<u>M</u>	<u>F</u>	<u>M</u>	<u>F</u>											
<u>FACULTY OF SCIENCE</u>																													
Regular-General	255	104	129	38	100	21	29	5												513	168	174	64			687	232		
-Honours			83	27	86	35	88	32													257	94	30	10			287	104	
-Non-Degree																										25	6	25	6
Optometry			41	19	44	16	41	16	44	13											170	64					170	64	
Co-op-On Campus	153	58	114	46	32	11	48	7													347	122					347	122	
-Off Campus			15	4	49	16															64	20					64	20	
Post-Degree																								200	94			200	94
TOTAL	408	162	382	134	311	99	206	60	44	13	1351	468	404	168	25	6	1780	642	2,422										
<u>UNDERGRADUATE TOTALS</u>	2403	1367	2557	1300	2198	1126	1358	551	64	15	8580	4359	1842	2275	92	42	10514	6676	17,190										

UNIVERSITY OF WATERLOO

GRADUATE ENROLMENT

	Non-Deg.-U.		Qualifying		TOTALS			Non-Deg.-G		Masters		M.Phil/Dipl		1 of 3yr. Ph.D.		Ph.D.		Totals		Dept. Totals	Faculty Total
	FT	PT	FT	PT	FT	PT	Total	FT	PT	FT	PT	FT	PT	FT	PT	FT	PT	FT	PT		
<u>ARTS</u>																					
Economics			2		2		2			9	2							9	2	11	
English			3		3		3	2	49	25	10	3						59	30	89	
French				1		1	1		3	1								3	1	4	
German									17	2	1			14	4			32	6	38	
History			1		1		1	1	30	15	5	3		8	4			43	23	66	
HRCS									1	1				3	6			4	7	11	
Philosophy				1		1	1		14	1	1			23	7			38	8	46	
Pol. Sci.			1		1		1		13	3								13	3	16	
Psychology								1	29	8			11			61	26	102	38	140	
Russian									10									10		10	
Sociology									17	4				22	2			39	6	45	
<hr/>																					
			7	2	7	2	9	1	7	192	62	17	6	11		131	49	352	124		476
<u>ENGINEERING</u>																					
Chemical			1	1	1	1	2	4	12 ¹⁰	26 ¹¹				22	1			38	28	66	
Civil			1		1		1	1	43 ⁴⁵	23 ²⁴	2		1	21	10			68	34	102	
Electrical								1	25 ²⁶	12 ¹³				26	4			52	17	69	
Mgmt. Sci.			2	1	2	1	3		11	11				13	8			24	119	143	
Mechanical								4	30	43 ⁴⁷				21	5			51	52	103	
Sys. Design			1		1		1	1	16	1 ²				16	5			32	7	39	
<hr/>																					
			5	2	5	2	7	6	8	137	216	2		1	119	33		265	257		522
<u>ENVIRONMENTAL STUDIES</u>																					
Geography									37	15				10	7			47	22	69	
Planning								5	54	13				14	5			68	23	91	
<hr/>																					
								5	91	28				24	12			115	45		160

UNIVERSITY OF WATERLOO

GRADUATE ENROLMENT

	Non-Deg.-U		Qualifying		TOTALS			Non-Deg.-G.		Masters		M.Phil/Dipl		1 of 3yr. PhD.		Ph.D.		Totals		Dept. Total	Faculty Total
	FT	PT	FT	PT	FT	PT	Total	FT	PT	FT	PT	FT	PT	FT	PT	FT	PT	FT	PT		
<u>H.K.&L.S.</u>																					
Health Studies			1	2	1	2	3			6	1					6	1			7	
Kinesiology										33	2			1	5	1	39	3		42	
Recreation								1		12	8					12	9			21	
			1	2	1	2	3	1		51	11			1	5	1	57	13		70	
<u>MATHEMATICS</u>																					
Actuarial		1			1	1		63											63	63	
Applied									8		5	1	1		6		20	1		21	
Comp. Sci.			2		2	2		1	53	16	1				26	6	80	23		103	
C & O									8						21	7	29	7		36	
Math								1		27		1					29			29	
Pure									5		1	1			6		12	1		13	
Statistics			1		1	1		1	9	4					10	3	20	7		27	
			1	3	3	1	4	1	65	83	47	7	3	1	69	16	161	131		292	
<u>SCIENCE</u>																					
Biology									47	8					20	2	67	10		77	
Chemistry			1		1	1		1	17	9			2		26	2	45	12		57	
Earth			2		2	2			30	8					4	3	34	11		45	
Optometry									2	3							2	3		5	
Physics									16	3					14	3	30	6		36	
			3		3	3		1	112	31			2		64	10	178	42		220	
GRAND TOTAL		1	19	6	19	7	26	8	87	666	395	26	9	16	412	121	1128	612		1740	

UNIVERSITY OF WATERLOO
(Including Church Colleges & Off-Campus Students)

Table No. 3
Page 8

Distribution of Full-Time Undergraduate Students - Regular Programmes

Number of Students	Fall 1970		Fall 1971		Fall 1972		Fall 1973		Fall 1974		Fall 1975		Fall 1976		Fall 1977		Fall 1978	
	M	F	M	F	M	F	M	F	M	F	M	F	M	F	M	F	M	F
Arts	1305	1228	1282	1354	1260	1252	1189	1268	1253	1441	1194	1483	1265	1572	1128	1427	1080	1316
Engineering	-	-	-	-	-	-	-	-	-	-	-	-	-	-	-	-	-	-
Environmental Studies	605	140	639	195	642	247	703	280	709	311	800	375	715	386	660	378	627	390
Integrated Studies	58	22	53	24	61	24	55	26	52	28	53	27	47	28	53	31	41	23
Mathematics	954	380	1026	453	1027	458	966	402	803	371	873	355	930	395	873	369	803	373
H.K. & L.S.	97	77	163	173	248	285	268	296	249	339	274	351	224	366	210	378	207	418
Science	<u>1062</u>	<u>140</u>	<u>1188</u>	<u>175</u>	<u>1220</u>	<u>235</u>	<u>1185</u>	<u>269</u>	<u>1170</u>	<u>299</u>	<u>1152</u>	<u>321</u>	<u>1152</u>	<u>346</u>	<u>1098</u>	<u>353</u>	<u>940</u>	<u>326</u>
TOTAL	4081	1987	4351	2374	4458	2501	4366	2541	4263	2789	4346	2912	4333	3093	4022	2936	3698	2846
TOTAL F.T. UNDERGRADUATES	8064	2509	8264	2926	8439	3062	8558	3212	8575	3580	8859	3855	8978	4220	8727	4243	8580	4359
<u>% of Students</u>																		
Arts	51.5	48.5	48.6	51.4	50.2	49.8	48.4	51.6	46.5	53.5	44.6	55.4	44.6	55.4	44.1	55.9	45.1	54.9
Engineering	-	-	-	-	-	-	-	-	-	-	-	-	-	-	-	-	-	-
Environmental Studies	81.2	18.8	76.6	23.4	72.2	27.8	71.5	28.5	69.5	30.5	67.9	32.1	64.9	35.1	63.6	36.4	61.7	38.3
Integrated Studies	72.5	27.5	68.8	31.2	71.8	28.2	67.9	32.1	65.0	35.0	66.3	33.7	62.7	37.3	63.1	36.9	64.1	35.9
Mathematics	71.5	28.5	69.4	30.6	69.2	30.8	70.6	29.4	69.1	30.9	71.1	28.9	70.2	29.8	70.3	29.7	68.3	31.7
H.K. & L.S.	55.7	44.3	48.5	51.5	46.5	53.5	47.5	52.5	42.3	57.7	43.8	56.2	38.0	62.0	35.7	64.3	33.1	66.9
Science	<u>88.4</u>	<u>11.6</u>	<u>87.2</u>	<u>12.8</u>	<u>83.8</u>	<u>16.2</u>	<u>81.5</u>	<u>18.5</u>	<u>79.6</u>	<u>20.4</u>	<u>78.2</u>	<u>21.8</u>	<u>76.9</u>	<u>23.1</u>	<u>75.7</u>	<u>24.3</u>	<u>74.3</u>	<u>25.7</u>
TOTAL	67.3	32.7	64.7	35.3	64.1	35.9	63.2	36.8	60.5	39.5	59.9	40.1	58.3	41.7	57.8	42.2	56.5	43.5
% OF TOTAL	50.6	79.2	52.7	81.1	52.8	81.7	51.0	79.1	49.7	77.9	49.1	75.6	48.3	73.3	46.1	69.2	43.1	65.3

UNIVERSITY OF WATERLOO

(Including Church Colleges and Off-Campus Students)

Distribution of Full-Time Undergraduate Students - Co-operative Programmes

Number of Students	Fall 1970		Fall 1971		Fall 1972		Fall 1973		Fall 1974		Fall 1975		Fall 1976		Fall 1977		Fall 1978	
	M	F	M	F	M	F	M	F	M	F	M	F	M	F	M	F	M	F
Arts	-	-	-	-	-	-	-	-	-	-	3	5	13	11	17	21	48	57
Engineering	2616	11	2575	18	2616	27	2650	32	2645	69	2652	88	2653	120	2702	145	2745	185
Environmental Studies	104	18	136	13	173	18	203	29	188	29	185	32	215	53	216	72	202	88
Integrated Studies	-	-	-	-	-	-	-	-	-	-	-	-	-	-	-	-	-	-
Mathematics	710	241	693	254	776	259	886	315	1027	375	1162	469	1236	531	1249	609	1338	673
H.K. & L.S.	262	233	258	250	196	240	173	268	190	279	193	297	171	341	175	370	138	368
Science	<u>291</u>	<u>19</u>	<u>251</u>	<u>17</u>	<u>220</u>	<u>17</u>	<u>241</u>	<u>27</u>	<u>262</u>	<u>39</u>	<u>318</u>	<u>49</u>	<u>357</u>	<u>71</u>	<u>346</u>	<u>90</u>	<u>411</u>	<u>142</u>
TOTAL	3983	522	3913	552	3981	561	4153	671	4312	791	4513	940	4645	1127	4705	1307	4882	1513
TOTAL F.T. UNDERGRADUATES	8064	2509	8264	2926	8439	3062	8558	3212	8575	3580	8859	3855	8978	4220	8727	4243	8580	4359
<u>% of Students</u>																		
Arts	-	-	-	-	-	-	-	-	-	-	-	-	-	-	44.7	55.3	45.7	54.3
Engineering	99.6	.4	99.3	.7	99.0	1.0	98.8	1.2	97.5	2.5	96.8	3.2	95.7	4.3	94.9	5.1	93.7	6.3
Environmental Studies	85.2	14.8	91.3	8.7	90.6	9.4	87.5	12.5	86.6	13.4	85.3	14.7	80.2	19.8	75.0	25.0	69.7	30.3
Integrated Studies	-	-	-	-	-	-	-	-	-	-	-	-	-	-	-	-	-	-
Mathematics	74.7	25.3	73.2	26.8	75.0	25.0	73.8	26.2	73.3	26.7	71.2	28.8	69.9	30.1	67.2	32.8	66.5	33.5
H.K. & L.S.	52.9	47.1	50.8	49.2	45.0	55.0	39.2	60.8	40.5	59.5	39.4	60.6	33.4	66.6	32.1	67.9	27.3	72.7
Science	<u>93.9</u>	<u>6.1</u>	<u>93.7</u>	<u>6.3</u>	<u>92.8</u>	<u>7.2</u>	<u>89.9</u>	<u>10.1</u>	<u>87.0</u>	<u>13.0</u>	<u>86.6</u>	<u>13.4</u>	<u>83.4</u>	<u>16.6</u>	<u>79.4</u>	<u>20.6</u>	<u>74.3</u>	<u>25.7</u>
TOTAL	88.4	11.6	87.6	12.4	87.6	12.4	86.1	13.9	84.5	15.5	82.8	17.2	80.5	19.5	78.3	21.7	76.3	23.7
TOTAL F.T. UNDERGRADUATES	49.4	20.8	47.4	18.9	47.2	18.3	48.5	20.9	50.3	22.1	50.9	24.4	51.7	26.7	53.9	30.8	56.9	34.7

UNIVERSITY OF WATERLOO

(Including Church Colleges & Off-Campus Students)
Distribution of Full-Time Undergraduate Students - General Programmes

Number of Students	Fall 1970		Fall 1971		Fall 1972		Fall 1973		Fall 1974		Fall 1975		Fall 1976		Fall 1977		Fall 1978	
	M	F	M	F	M	F	M	F	M	F	M	F	M	F	M	F	M	F
Arts	867	913	823	964	858	856	808	864	849	1036	752	965	828	1042	766	972	712	918
Engineering	-	-	-	-	-	-	-	-	-	-	-	-	-	-	-	-	-	-
Environmental Studies	110	39	145	45	138	39	151	48	149	52	128	48	116	56	108	48	81	52
Integrated Studies	58	22	53	24	61	24	55	26	52	28	53	27	47	28	53	31	41	23
Mathematics	662	336	654	340	379	234	436	242	545	285	749	388	890	440	965	521	924	548
H.K. & L.S.	-	-	-	-	-	-	2	2	8	5	11	4	6	2	11	3	8	6
Science	<u>594</u>	<u>74</u>	<u>656</u>	<u>88</u>	<u>718</u>	<u>130</u>	<u>630</u>	<u>130</u>	<u>579</u>	<u>148</u>	<u>599</u>	<u>160</u>	<u>642</u>	<u>170</u>	<u>614</u>	<u>181</u>	<u>513</u>	<u>168</u>
TOTAL	2291	1384	2331	1461	2154	1283	2082	1312	2182	1554	2292	1592	2529	1738	2517	1756	2279	1715
<u>% of Students</u>																		
Arts	48.7	41.3	46.1	53.9	50.1	49.9	48.3	41.7	45.0	55.0	43.8	56.2	44.3	55.7	44.1	55.9	43.7	56.3
Engineering	-	-	-	-	-	-	-	-	-	-	-	-	-	-	-	-	-	-
Environmental Studies	73.8	26.2	76.3	23.7	78.0	22.0	75.9	24.1	74.1	25.9	72.7	27.3	67.4	32.6	69.2	30.8	60.9	39.1
Integrated Studies	72.5	27.5	68.8	31.2	71.8	28.2	67.9	32.1	65.0	35.0	66.3	33.7	62.7	37.3	63.1	36.9	64.1	35.9
Mathematics	66.3	33.7	65.8	34.2	61.8	38.2	64.3	35.7	65.6	34.4	65.9	34.1	66.9	33.1	64.9	35.1	62.8	37.2
H.K. & L.S.	-	-	-	-	-	-	50.0	50.0	61.5	38.5	73.3	26.7	75.0	25.0	78.6	21.4	57.1	42.9
Science	<u>88.9</u>	<u>11.1</u>	<u>88.2</u>	<u>11.8</u>	<u>84.7</u>	<u>15.3</u>	<u>82.9</u>	<u>17.1</u>	<u>79.6</u>	<u>20.4</u>	<u>78.9</u>	<u>21.1</u>	<u>79.1</u>	<u>20.9</u>	<u>77.2</u>	<u>22.8</u>	<u>75.3</u>	<u>24.7</u>
TOTAL	62.3	37.7	61.5	38.5	62.7	37.3	61.3	38.7	58.4	41.6	59.0	41.0	59.3	40.7	77.2	22.8	57.1	42.9

UNIVERSITY OF WATERLOO

Table No. 3
Page 11

(Including Church Colleges & Off-Campus Students)

Distribution of Full-Time Undergraduate Students - Honours Programmes

Number of Students	Fall 1970		Fall 1971		Fall 1972		Fall 1973		Fall 1974		Fall 1975		Fall 1976		Fall 1977		Fall 1978	
	M	F	M	F	M	F	M	F	M	F	M	F	M	F	M	F	M	F
Arts	438	315	459	390	402	396	420	404	404	405	445	523	450	541	379	476	416	455
Engineering	2616	11	2575	18	2616	27	2650	32	2645	69	2652	88	2653	120	2702	145	2745	185
Environmental Studies	599	119	630	163	677	226	755	261	748	288	857	362	814	383	768	402	748	426
Integrated Studies	-	-	-	-	-	-	-	-	-	-	-	-	-	-	-	-	-	-
Mathematics	1002	285	1065	367	1424	483	1416	475	1312	461	1286	436	1276	486	1157	457	1217	498
H.K. & L.S.	359	310	421	423	444	525	439	562	431	613	456	644	389	705	374	745	337	780
Science	<u>759</u>	<u>85</u>	<u>783</u>	<u>104</u>	<u>722</u>	<u>122</u>	<u>796</u>	<u>166</u>	<u>853</u>	<u>190</u>	<u>871</u>	<u>210</u>	<u>867</u>	<u>247</u>	<u>830</u>	<u>262</u>	<u>838</u>	<u>300</u>
TOTAL	5773	1125	5933	1465	6285	1779	6476	1900	6393	2026	6567	2263	6449	2482	6210	2487	6301	2644
<u>% of Students</u>																		
Arts	58.2	41.8	54.1	45.9	50.4	49.6	51.0	49.0	49.9	50.1	46.2	53.8	45.4	54.6	44.3	55.7	47.8	52.2
Engineering	99.6	.4	99.3	.7	99.0	1.0	98.8	1.2	97.5	2.5	96.8	3.2	95.7	4.3	94.9	5.1	93.7	6.3
Environmental Studies	83.4	16.6	79.4	20.6	75.0	25.0	74.3	25.7	72.2	27.8	70.3	29.7	68.0	32.0	65.6	34.4	63.7	36.3
Integrated Studies	-	-	-	-	-	-	-	-	-	-	-	-	-	-	-	-	-	-
Mathematics	77.9	22.1	74.4	25.6	74.7	25.3	74.9	25.1	74.0	26.0	74.7	25.3	72.4	27.6	71.7	28.3	71.0	29.0
H.K. & L.S.	53.7	46.3	49.9	50.1	45.8	54.2	43.9	56.1	41.3	58.7	41.5	58.5	35.6	64.4	33.4	66.6	30.2	69.8
Science	<u>89.9</u>	<u>10.1</u>	<u>88.3</u>	<u>11.7</u>	<u>85.5</u>	<u>14.5</u>	<u>82.7</u>	<u>17.3</u>	<u>81.8</u>	<u>18.2</u>	<u>80.6</u>	<u>19.4</u>	<u>77.8</u>	<u>22.2</u>	<u>76.0</u>	<u>24.0</u>	<u>73.6</u>	<u>26.4</u>
TOTAL	83.7	16.3	80.2	19.8	77.9	22.1	77.3	22.7	75.9	24.1	74.4	25.6	72.2	27.8	71.4	28.6	70.4	29.6

CHURCH COLLEGES

	<u>1970-71</u>	<u>1971-72</u>	<u>1972-73</u>	<u>1973-74</u>	<u>1974-75</u>	<u>1975-76</u>	<u>1976-77</u>	<u>1977-78</u>	<u>1978-79</u>
<u>St. Jerome's College</u>									
Year I	160	149	137	146	160	158	140	153	107
Year II	116	138	116	141	130	122	137	121	145
Year III	74	97	101	93	128	118	117	117	117
Year IV	23	17	26	30	31	36	41	48	52
TOTAL	373	401	380	410	449	434	435	439	421
 <u>Renison College</u>									
Year I	54	57	39	25	41	41	42	28	33
Year II	34	40	35	60	34	36	24	48	31
Year III	12	28	30	34	58	23	32	18	38
Year IV	3	4	1	1	1	5	7	3	-
TOTAL	103	129	105	120	134	105	105	97	102

ARTS

	<u>1970-71</u>	<u>1971-72</u>	<u>1972-73</u>	<u>1973-74</u>	<u>1974-75</u>	<u>1975-76</u>	<u>1976-77</u>	<u>1977-78</u>	<u>1978-79</u>						
<u>REGULAR</u>															
Year I	754	735	815	722	833	736	872	754	724						
Year II															
- General	414	333	289	325	302	328	343	343	292						
- Honours	233	230	196	204	208	235	209	189	191						
- Hons. Psych.	<u>74</u>	<u>92</u>	<u>81</u>	<u>73</u>	<u>66</u>	<u>116</u>	<u>92</u>	<u>74</u>	<u>68</u>						
	721	655	566	602	576	679	644	606	551						
Year III															
- General	279	347	310	301	352	332	367	330	319						
- Honours	154	185	162	129	153	150	171	156	146						
- Hons. Psych.	<u>32</u>	<u>63</u>	<u>51</u>	<u>39</u>	<u>57</u>	<u>46</u>	<u>79</u>	<u>62</u>	<u>56</u>						
	465	595	523	469	562	528	617	548	521						
Year IV															
- Honours	69	111	113	141	114	150	143	148	119						
- Hons. Psych.	<u>35</u>	<u>24</u>	<u>49</u>	<u>41</u>	<u>39</u>	<u>48</u>	<u>43</u>	<u>53</u>	<u>42</u>						
	104	135	162	182	153	198	186	201	161						
TOTAL REGULAR	2,044	2,120	2,066	1,975	2,124	2,141	2,319	2,109	1,957						
<u>CO-OP</u>						<u>1975</u>	<u>1976</u>			<u>1977</u>			<u>1978</u>		
						<u>F</u>	<u>W</u>	<u>S</u>	<u>F</u>	<u>W</u>	<u>S</u>	<u>F</u>	<u>W</u>	<u>S</u>	<u>F</u>
Year IIA						5			18			28	2	3	63
IIB							2			9			1	23	
IIIA						3		1	3		2		11	2	12
IIIB							1			1		1	2		11
IVA									3			1	1		2
IVB										1					
TOTAL CO-OP						8	3	1	24	2	11	30	17	28	88

ENGINEERING

	1970			1971			1972			1973			1974			1975			1976			1977			1978		
	W	S	F	W	S	F	W	S	F	W	S	F	W	S	F	W	S	F	W	S	F	W	S	F	W	S	F
<u>YEAR IA</u>																											
General			469			478			549			508			584			535			531			510			536
Chemical			114			109			91			78			110			109			107			107			113
Systems			68			64			91			86			88			63			69			77			84
			<u>651</u>			<u>651</u>			<u>731</u>			<u>672</u>			<u>782</u>			<u>707</u>			<u>707</u>			<u>694</u>			<u>733</u>
<u>YEAR IB</u>																											
General	304	187		324	145		309	189		274	257		325	212		350	275		337	241		296	244		281	226	
Chemical	54	53		63	31		57	31		59	38		52	39		70	47		75	37		64	40		59	47	
Systems	-	57		-	70		-	61		-	82		-	81		-	86		-	58		-	70		-	67	
	<u>358</u>	<u>297</u>		<u>387</u>	<u>246</u>		<u>366</u>	<u>281</u>		<u>333</u>	<u>377</u>		<u>377</u>	<u>332</u>		<u>420</u>	<u>408</u>		<u>412</u>	<u>336</u>		<u>360</u>	<u>354</u>		<u>340</u>	<u>340</u>	
<u>YEAR IIA</u>																											
Chemical	42		43	35		39	25		35	20		36	31		49	28		61	35		60	29		47	30		58
Civil	77		85	52		99	50		93	59		91	59		105	38		109	86		109	67		120	75		78
Electrical	68		114	67		97	49		98	71		94	77		111	75		107	66		114	58		102	82		109
Mechanical	67		112	78		91	49		110	59		84	71		85	51		104	84		95	82		88	89		83
Systems	-		-	48		-	69		-	58		-	79		-	69		-	76		-	54		-	67		-
	<u>254</u>		<u>354</u>	<u>280</u>		<u>326</u>	<u>242</u>		<u>336</u>	<u>267</u>		<u>305</u>	<u>317</u>		<u>350</u>	<u>261</u>		<u>381</u>	<u>347</u>		<u>378</u>	<u>290</u>		<u>357</u>	<u>343</u>		<u>328</u>
<u>YEAR IIB</u>																											
Chemical		54	37		41	25		38	21		29	24		34	25		41	30		59	39		65	26		40	30
Civil		76	63		64	41		91	44		75	54		77	54		96	32		84	81		96	60		98	68
Electrical		78	59		77	43		78	37		63	47		71	58		105	50		88	56		93	52		95	74
Mechanical		92	54		100	72		77	44		86	44		62	56		65	40		82	64		74	73		96	78
Systems		-	-		-	39		-	56		-	60		-	66		-	55		-	50		-	40		-	59
		<u>300</u>	<u>213</u>		<u>282</u>	<u>220</u>		<u>284</u>	<u>202</u>		<u>253</u>	<u>229</u>		<u>244</u>	<u>259</u>		<u>307</u>	<u>207</u>		<u>313</u>	<u>290</u>		<u>328</u>	<u>251</u>		<u>329</u>	<u>309</u>
<u>YEAR IIIA</u>																											
Chemical	47	34		43	29		39	18		36	21		34	-		36	24		40	25		54	30		62	25	
Civil	74	58		69	48		70	37		83	41		72	50		67	45		90	39		80	66		98	67	
Electrical	66	50		65	60		67	48		74	33		63	41		63	53		87	66		82	54		93	50	
Mechanical	89	70		92	47		100	63		74	50		84	46		62	51		65	39		80	65		76	52	
Systems	-	-		-	-		-	31		-	53		-	55		-	58		-	51		-	48		-	39	
	<u>276</u>	<u>212</u>		<u>269</u>	<u>184</u>		<u>276</u>	<u>197</u>		<u>267</u>	<u>198</u>		<u>253</u>	<u>192</u>		<u>228</u>	<u>231</u>		<u>282</u>	<u>220</u>		<u>296</u>	<u>263</u>		<u>329</u>	<u>233</u>	

Table No. 4
Page 15

ENGINEERING

	1970			1971			1972			1973			1974			1975			1976			1977			1978		
	W	S	F	W	S	F	W	S	F	W	S	F	W	S	F	W	S	F	W	S	F	W	S	F	W	S	F
<u>YEAR IIIB</u>																											
Chemical	19		44	34		37	29		37	18		34	24		36	-		36	23		40	22		52	30		56
Civil	42		74	68		66	53		71	36		81	37		64	47		60	45		91	41		77	56		81
Electrical	31		65	41		62	52		59	44		66	35		52	45		68	43		62	49		76	43		78
Mechanical	37		91	58		87	47		94	55		61	44		76	45		51	49		68	37		77	62		79
Systems	-		-	-		-	-		-	29		-	55		-	52		-	55		-	55		-	51		-
	<u>129</u>		<u>274</u>	<u>201</u>		<u>252</u>	<u>181</u>		<u>261</u>	<u>182</u>		<u>242</u>	<u>195</u>		<u>228</u>	<u>189</u>		<u>215</u>	<u>215</u>		<u>261</u>	<u>204</u>		<u>282</u>	<u>242</u>		<u>294</u>
<u>YEAR IVA</u>																											
Chemical		26	22		35	40		37	28		35	21		32	19		37	-		33	23		39	24		50	32
Civil		81	46		65	60		54	59		67	36		72	42		59	53		55	36		81	43		78	56
Electrical		69	32		48	37		55	58		59	44		59	42		48	39		69	47		61	52		74	43
Mechanical		109	51		74	73		70	63		86	71		54	54		72	51		50	43		63	42		65	65
Systems		-	-		-	-		-	-		-	27		-	54		-	54		-	54		-	44		-	50
		<u>285</u>	<u>151</u>		<u>222</u>	<u>210</u>		<u>216</u>	<u>208</u>		<u>247</u>	<u>199</u>		<u>217</u>	<u>211</u>		<u>216</u>	<u>197</u>		<u>207</u>	<u>203</u>		<u>244</u>	<u>205</u>		<u>267</u>	<u>246</u>
<u>YEAR IVB</u>																											
Chemical		47			50			72			71			51			56			30			57			60	
Civil		67			120			126			111			101			112			109			91			124	
Electrical		105			96			76			115			104			96			88			109			112	
Mechanical		144			146			141			129			143			112			114			99			98	
Systems		-			-			-			-			27			54			51			55			44	
		<u>363</u>			<u>412</u>			<u>415</u>			<u>426</u>			<u>426</u>			<u>430</u>			<u>392</u>			<u>411</u>			<u>438</u>	
TOTAL	1380	1094	1643	1549	934	1659	1480	978	1738	1475	1075	1647	1568	985	1830	1528	1162	1707	1648	1076	1839	1561	1189	1789	1692	1169	1910

ENVIRONMENTAL STUDIES

	<u>1970-71</u>	<u>1971-72</u>	<u>1972-73</u>	<u>1973-74</u>	<u>1974-75</u>	<u>1975-76</u>	<u>1976-77</u>	<u>1977-78</u>	<u>1978-89</u>
<u>REGULAR</u>									
Year I									
- Geography	125	119	110	148	154	189	137	118	149
- Man-Environment	54	51	53	70	52	93	76	82	72
- Planning	82	67	63	58	63	68	57	56	83
	<u>261</u>	<u>237</u>	<u>226</u>	<u>276</u>	<u>269</u>	<u>350</u>	<u>270</u>	<u>256</u>	<u>304</u>
Year II									
- Geography - Gen.	78	82	62	79	66	57	68	55	48
- Hons.	42	66	66	72	81	98	89	53	54
- Man-Environment	21	44	64	54	60	45	81	65	70
- Planning	79	63	62	56	59	65	67	67	68
	<u>220</u>	<u>255</u>	<u>254</u>	<u>261</u>	<u>266</u>	<u>265</u>	<u>305</u>	<u>240</u>	<u>240</u>
Year III									
- Geography - Gen.	47	74	94	71	93	81	77	86	68
- Hons.	21	23	38	45	57	76	74	76	51
- Man-Environment	1	15	32	41	28	39	41	62	41
- Planning	73	53	62	50	58	52	64	60	66
	<u>142</u>	<u>165</u>	<u>226</u>	<u>207</u>	<u>236</u>	<u>248</u>	<u>256</u>	<u>284</u>	<u>226</u>
Year IV									
- Geography	17	22	21	47	45	59	67	59	57
- Man-Environment	-	2	8	20	31	27	31	42	48
- Planning	30	68	49	65	53	58	52	66	59
	<u>47</u>	<u>92</u>	<u>78</u>	<u>132</u>	<u>129</u>	<u>144</u>	<u>150</u>	<u>167</u>	<u>164</u>
TOTAL REGULAR	670	749	784	876	900	1007	981	947	934
<u>GEOGRAPHY CO-OP</u>						1975	1976	1977	1978
Year IIA						F	W S F	W S F	W S F
IIB						37	31	25	38
IIIA							34	27	23
IIIB								31	26
IVA								30	26
TOTAL CO-OP						<u>37</u>	<u>34 31</u>	<u>31 27 55</u>	<u>26 44 68</u>

ARCHITECTURE
PRE-PROFESSIONAL

	1970			1971			1972			1973			1974			1975			1976			1977			1978		
	W	S	F	W	S	F	W	S	F	W	S	F	W	S	F	W	S	F	W	S	F	W	S	F	W	S	F
Year IA			65			65			70			65			68			66			70			72			73
IB		56																									
Year IIA	54			45		56			64			60			63			58			60			59			65
B			48			43		56			57		45			57			50			45			45		
Year IIIA		20			47		39		60			35		59	55			42			50			54			36
B				19			44		35			59		57				42			50			53			39
TOTAL	54	76	113	129	47	164	109	95	134	165	57	184	120	45	188	108	57	166	116	50	183	124	45	185	108	45	177

PROFESSIONAL

Year IVA				12			36			29		24			41			33			45			29	
B					11			35			28		25		40			29			41			29	
Year VA								10			28			33		26			39			27			29
B								10			23			33		25			32			29			29
TOTAL				12	11		36	45	10	29	56	47	25	33	74	66	25	72	61	45	68	29	29		

INTEGRATED STUDIES

	<u>1970-71</u>	<u>1971-72</u>	<u>1972-73</u>	<u>1973-74</u>	<u>1974-75</u>	<u>1975-76</u>	<u>1976-77</u>	<u>1977-78</u>	<u>1978-79</u>
Year I	54	51	56	40	39	27	32	32	18
Year II	26	20	20	28	25	23	15	24	20
Year III	-	6	9	13	16	25	28	27	26
TOTAL	80	77	85	81	80	75	75	83	64

MATHEMATICS

	<u>1970-71</u>	<u>1971-72</u>	<u>1972-73</u>	<u>1973-74</u>	<u>1974-75</u>	<u>1975-76</u>	<u>1976-77</u>	<u>1977-78</u>	<u>1978-79</u>
<u>REGULAR</u>									
Year I General Honours	- <u>518</u> 518	- <u>513</u> 513	130 <u>398</u> 528	101 <u>314</u> 415	113 <u>263</u> 376	107 <u>248</u> 355	142 <u>263</u> 405	97 <u>209</u> 306	88 <u>237</u> 325
Year II General Honours	149 <u>223</u> 372	145 <u>287</u> 432	121 <u>210</u> 331	142 <u>223</u> 365	125 <u>165</u> 290	149 <u>172</u> 321	165 <u>184</u> 349	183 <u>136</u> 319	152 <u>99</u> 251
Year III General Honours	149 <u>135</u> 284	170 <u>141</u> 311	162 <u>195</u> 357	136 <u>133</u> 269	140 <u>139</u> 279	140 <u>115</u> 255	152 <u>133</u> 285	203 <u>124</u> 327	195 <u>84</u> 279
Year IV General Honours	23 <u>87</u> 110	49 <u>109</u> 158	78 <u>112</u> 190	95 <u>145</u> 240	72 <u>112</u> 184	93 <u>121</u> 214	110 <u>102</u> 212	104 <u>95</u> 199	118 <u>109</u> 227
TOTAL	1,284	1,414	1,406	1,289	1,129	1,145	1,251	1,151	1,082

MATHEMATICS

CO-OP

	1970			1971			1972			1973			1974			1975			1976			1977			1978		
	W	S	F	W	S	F	W	S	F	W	S	F	W	S	F	W	S	F	W	S	F	W	S	F	W	S	F
Year IA			311			253			340			415			441			479			462			523			545
B	168	111		160	106		131	103		118	200		129	255		168	263		187	253		134	301		182	303	
General	21		20	7		8	7		15	17		17	35		38	92		83	140		94	133		102	184		95
Honours	<u>64</u>	<u>119</u>	<u>86</u>	<u>122</u>	<u>80</u>	<u>112</u>	<u>82</u>	<u>103</u>	<u>164</u>	<u>110</u>	<u>135</u>	<u>111</u>	<u>102</u>	<u>106</u>	<u>104</u>	<u>83</u>	<u>103</u>	<u>97</u>	<u>185</u>	<u>287</u>	<u>192</u>						
IIB		49	5	20	8		16	5		16	16		32	43		65	100		105	96		99	116		124	146	
Honours	<u>111</u>	<u>64</u>	<u>69</u>	<u>115</u>	<u>75</u>	<u>83</u>	<u>109</u>	<u>70</u>	<u>75</u>	<u>104</u>	<u>75</u>	<u>97</u>	<u>125</u>	<u>125</u>	<u>168</u>	<u>87</u>	<u>103</u>	<u>203</u>	<u>98</u>	<u>109</u>	<u>203</u>	<u>205</u>	<u>105</u>	<u>73</u>	<u>105</u>	<u>70</u>	<u>80</u>
IIIA	47	13		33	11		20	13		17	13		12	25		27	52		55	97		71	140		76	151	
Honours	<u>55</u>	<u>26</u>		<u>87</u>	<u>47</u>		<u>97</u>	<u>51</u>		<u>91</u>	<u>59</u>		<u>81</u>	<u>58</u>		<u>91</u>	<u>109</u>		<u>78</u>	<u>88</u>		<u>85</u>	<u>85</u>		<u>76</u>	<u>84</u>	
	<u>102</u>	<u>39</u>		<u>120</u>	<u>58</u>		<u>117</u>	<u>64</u>		<u>108</u>	<u>72</u>		<u>93</u>	<u>83</u>		<u>118</u>	<u>161</u>		<u>133</u>	<u>185</u>		<u>156</u>	<u>225</u>		<u>152</u>	<u>235</u>	
IIB	15		45	11		33	11		21	12		23	12		20	22		38	45		102	60		128	78	111	
Honours	<u>21</u>	<u>49</u>	<u>36</u>	<u>25</u>	<u>78</u>	<u>39</u>	<u>83</u>	<u>37</u>	<u>81</u>	<u>52</u>	<u>82</u>	<u>44</u>	<u>110</u>	<u>66</u>	<u>148</u>	<u>111</u>	<u>183</u>	<u>127</u>	<u>81</u>	<u>67</u>	<u>217</u>	<u>136</u>	<u>89</u>	<u>58</u>	<u>95</u>	<u>206</u>	
IWA						3	8	14		12	11		11	22		16	13		25	51		74	80		96	108	
Honours	<u>25</u>	<u>19</u>	<u>34</u>	<u>34</u>	<u>47</u>	<u>84</u>	<u>39</u>	<u>70</u>	<u>52</u>	<u>50</u>	<u>62</u>	<u>57</u>	<u>51</u>	<u>66</u>	<u>98</u>	<u>149</u>	<u>73</u>	<u>98</u>	<u>66</u>	<u>92</u>	<u>140</u>	<u>172</u>	<u>68</u>	<u>78</u>	<u>164</u>	<u>186</u>	
IVB						3			20			23			23			30			73			101			
Honours	<u>42</u>	<u>43</u>	<u>65</u>	<u>104</u>	<u>97</u>	<u>110</u>	<u>133</u>	<u>105</u>	<u>136</u>	<u>209</u>	<u>124</u>	<u>225</u>															
TOTAL	433	335	632	452	333	614	453	339	730	498	456	791	605	540	938	712	643	1103	808	739	1199	863	870	1286	982	896	1355

HUMAN KINETICS & LEISURE STUDIES

	<u>1970-71</u>	<u>1971-72</u>	<u>1972-73</u>	<u>1973-74</u>	<u>1974-75</u>	<u>1975-76</u>	<u>1976-77</u>	<u>1977-78</u>	<u>1978-79</u>
<u>REGULAR</u>									
Year I - Dance	-	-	-	4	8	9	24	15	19
- Kinesiology	56	80	135	114	123	116	91	77	91
- Recreation	20	47	56	53	41	49	37	33	55
	<u>76</u>	<u>127</u>	<u>191</u>	<u>171</u>	<u>172</u>	<u>174</u>	<u>152</u>	<u>125</u>	<u>165</u>
Year II - Dance	-	-	-	5	3	9	15	14	19
- Kinesiology	66	91	106	120	107	118	110	113	100
- Recreation	31	39	44	38	40	34	44	35	38
	<u>97</u>	<u>130</u>	<u>150</u>	<u>163</u>	<u>150</u>	<u>161</u>	<u>169</u>	<u>162</u>	<u>157</u>
Year III - Dance	-	-	-	2	4	5	9	11	9
- Kinesiology	1	54	79	76	109	95	103	109	93
- Recreation	-	25	32	39	36	26	35	37	30
	<u>1</u>	<u>79</u>	<u>111</u>	<u>117</u>	<u>149</u>	<u>126</u>	<u>147</u>	<u>157</u>	<u>132</u>
Year IV - Dance	-	-	-	3	2	5	4	9	13
- Kinesiology	-	-	54	78	69	116	89	103	118
- Recreation	-	-	24	30	38	34	24	30	39
	<u>-</u>	<u>-</u>	<u>78</u>	<u>111</u>	<u>109</u>	<u>155</u>	<u>117</u>	<u>142</u>	<u>170</u>
TOTAL	174	336	530	562	580	616	585	586	624

*Regular Programme started in the Fall of 1970.

HUMAN KINETICS & LEISURE STUDIES

CO-OP

	1970			1971			1972			1973			1974			1975			1976			1977			1978		
	W	S	F	W	S	F	W	S	F	W	S	F	W	S	F	W	S	F	W	S	F	W	S	F	W	S	F
<u>YEAR IA</u>																											
Kinesiology			125			122			77			83			98			103			91			108			97
Recreation			65			54			53			67			58			68			49			67			60
			<u>190</u>			<u>176</u>			<u>130</u>			<u>150</u>			<u>156</u>			<u>171</u>			<u>140</u>			<u>175</u>			<u>157</u>
<u>YEAR IB</u>																											
Kinesiology	139			111			113			71			79			95			86			86			98		
Recreation	84			54			52			51			63			55			60			42			54		
	<u>223</u>			<u>165</u>			<u>165</u>			<u>122</u>			<u>142</u>			<u>150</u>			<u>146</u>			<u>128</u>			<u>152</u>		
<u>YEAR IIA</u>																											
Kinesiology			70			55			53			57			65	1		76			79	3		70	2	1	82
Recreation			39			42			40			47			68	3		48			57	2		39	-	-	45
			<u>109</u>			<u>97</u>			<u>93</u>			<u>104</u>			<u>133</u>	<u>4</u>		<u>124</u>			<u>136</u>	<u>5</u>		<u>109</u>	<u>2</u>	<u>1</u>	<u>127</u>
<u>YEAR IIB</u>																											
Kinesiology		88			57			38			44			47			58		2	71	3		64		8	46	
Recreation		33			34			37			37			38			53		3	37	1		42		2	22	
		<u>121</u>			<u>91</u>			<u>75</u>			<u>81</u>			<u>85</u>			<u>111</u>		<u>5</u>	<u>108</u>	<u>4</u>		<u>106</u>		<u>10</u>	<u>68</u>	
<u>YEAR IIIA</u>																											
Kinesiology	49			78			39			29			48			42			46		2	64	5		57	1	
Recreation	-			30			24			40			33			38			40		2	34	5		40	2	
	<u>49</u>			<u>108</u>			<u>63</u>			<u>69</u>			<u>81</u>			<u>80</u>			<u>86</u>		<u>4</u>	<u>98</u>	<u>10</u>		<u>97</u>	<u>3</u>	
<u>YEAR IIIB</u>																											
Kinesiology			46			69			37			24			41			32			4	42		66	4	-	59
Recreation			-			31			17			31			26			31			1	38		29	6	2	35
			<u>46</u>			<u>100</u>			<u>54</u>			<u>55</u>			<u>67</u>			<u>63</u>			<u>5</u>	<u>80</u>		<u>95</u>	<u>10</u>	<u>2</u>	<u>94</u>

HUMAN KINETICS & LEISURE STUDIES

CO-OP

	1970			1971			1972			1973			1974			1975			1976			1977			1978		
	W	S	F	W	S	F	W	S	F	W	S	F	W	S	F	W	S	F	W	S	F	W	S	F			
<u>YEAR IVA</u>																											
Kinesiology	27			46			57			35			27			30	6		26	9		39	9		8	43	23
Recreation	-			-			28			17			29			19	10		22	12		28	15		5	21	12
	<u>27</u>			<u>46</u>			<u>85</u>			<u>52</u>			<u>56</u>			<u>49</u>	<u>16</u>		<u>48</u>	<u>21</u>		<u>67</u>	<u>24</u>		<u>13</u>	<u>64</u>	<u>35</u>
<u>YEAR IVB</u>																											
Kinesiology																											
Recreation																											
TOTAL	272	148	345	300	137	373	273	160	277	268	133	309	277	141	356	283	160	374	289	161	385	294	183	403	332	142	413

SCIENCE

	<u>1970-71</u>	<u>1971-72</u>	<u>1972-73</u>	<u>1973-74</u>	<u>1974-75</u>	<u>1975-76</u>	<u>1976-77</u>	<u>1977-78</u>	<u>1978-79</u>
<u>REGULAR</u>									
Year I	395	404	547	475	482	497	556	507	356
Year II - General	130	168	119	135	124	122	138	147	167
- Honours	<u>155</u>	<u>135</u>	<u>172</u>	<u>170</u>	<u>176</u>	<u>182</u>	<u>150</u>	<u>164</u>	<u>110</u>
	285	303	291	305	300	304	288	311	277
Year III - General	100	138	133	97	94	110	93	112	119
- Honours	<u>111</u>	<u>124</u>	<u>112</u>	<u>165</u>	<u>154</u>	<u>145</u>	<u>152</u>	<u>126</u>	<u>121</u>
	211	262	245	262	248	255	245	238	240
Year IV - General	43	34	49	53	22	23	21	27	34
- Honours	<u>69</u>	<u>95</u>	<u>104</u>	<u>120</u>	<u>168</u>	<u>147</u>	<u>134</u>	<u>137</u>	<u>120</u>
	112	129	153	173	190	170	155	164	154
TOTAL	1,003	1,098	1,236	1,215	1,220	1,226	1,244	1,220	1,027

OPTOMETRY

Year I	47	67	-	-	-	-	-	-	-
Year II	60	62	58	60	59	58	60	60	60
Year III	50	57	58	54	61	57	60	56	60
Year IV	28	44	54	57	52	59	58	57	57
Year V	-	28	43	54	56	52	58	58	57
TOTAL	185	258	213	225	228	226	236	231	234

Table No. 4
Page 26

SCIENCE
CO-OP

YEAR	1970			1971			1972			1973			1974			1975			1976			1977			1978		
	W	S	F	W	S	F	W	S	F	W	S	F	W	S	F	W	S	F	W	S	F	W	S	F			
<u>YEAR IVA</u>																											
Chemistry	8	13	-	10	21	-	15	11	-	26	-	-	19	-	-	18	-	-	32	-	-	36	-	-	33	-	-
Earth Science	-	-	4	-	12	13	-	-	13	-	10	36	-	12	31	-	10	28	20	11	63	13	14	63	13	9	55
Physics	-	8	17	10	33	24	15	24	24	10	36	36	12	31	31	10	28	28	11	63	63	14	63	63	9	55	55
<u>YEAR IVB</u>																											
Chemistry	-	-	-	19	-	-	29	-	-	26	-	-	26	-	-	20	-	-	19	-	-	31	20	62	34	12	60
Earth Science	13	13	-	-	4	23	-	12	41	-	12	38	-	10	36	-	11	31	-	9	28	20	11	62	12	14	60
Physics	-	-	-	4	23	23	12	41	41	12	38	38	10	36	36	11	31	31	9	28	28	11	62	62	14	60	60
TOTAL	157	92	221	161	100	174	148	87	156	145	66	227	148	99	229	182	105	290	184	117	340	236	128	357	259	131	469

DISTRIBUTION OF YEAR I CONFIRMED STUDENTS BY GRADE 13 ADMISSION AVERAGE

COMPARISON 1978/79 TO 1974/75

FACULTY	PROGRAMME	100-75.0	74.9-66.0	65.9-65.0	64.9-64.0	63.9-63.0	62.9-62.0	61.9-60.0	59.9-00.0	Non Gr. 13	TOTAL	
ARTS	University	1978/79	90/23	124/42	18/6	4/10	20/6	11/9	25/10	19/12	0/191	311/309
		1977/78	85/39	129/62	29/14	28/14	18/15	28/15	39/40	4/27	0/214	360/440
		1976/77	2/0	4/3	1/0	0/1	1/0	0/0	2/0	0/0	0/9	24/18
		1975/76	3/1	17/0	0/0	3/0	0/0	1/0	0/0	0/0	0/17	24/18
		1974/75	5/0	8/0	1/0	0/0	1/1	3/0	3/0	0/0	0/15	21/17
		1978/79	16/4	12/1	2/0	2/1	1/1	2/1	2/3	0/2	0/17	37/30
		1977/78	14/1	23/6	3/0	4/0	1/1	1/2	2/3	0/2	0/22	48/37
		1976/77	12/3	26/0	3/1	0/0	3/1	3/0	1/1	0/2	0/25	48/33
		1975/76	16/0	31/5	2/0	5/1	5/0	5/0	2/0	0/3	0/15	66/24
		1974/75	17/0	27/2	3/1	6/0	3/0	6/1	2/1	1/2	0/37	65/44
ENGINEERING	General	1978/79	367/61	5/33	0/0	1/0	0/0	0/0	0/0	1/0	0/85	374/179
		1977/78	374/29	37/6	0/0	0/0	1/0	1/0	0/0	1/0	0/83	414/118
		1976/77	383/9	87/12	0/0	0/0	0/0	0/0	0/0	0/0	0/89	470/110
		1975/76	311/7	204/5	4/0	0/0	0/0	0/0	0/0	0/1	0/47	519/60
		1974/75	230/2	219/3	12/0	19/1	30/1	18/0	23/0	4/1	0/59	555/67
		1978/79	91/16	0/0	0/0	0/0	0/0	0/0	0/0	0/0	0/7	91/23
		1977/78	98/7	2/0	0/0	0/0	0/0	0/0	0/0	0/0	0/9	100/16
		1976/77	66/1	25/1	0/0	0/0	0/0	0/0	0/0	0/0	0/20	91/22
		1975/76	77/0	32/1	1/0	0/0	0/0	0/0	0/0	0/0	0/12	110/13
		1974/75	60/1	19/0	2/0	2/0	2/0	2/0	2/0	1/0	0/15	88/16
St. Jerome's		1978/79	16/4	12/1	2/0	2/1	1/1	2/1	2/3	0/2	0/17	37/30
		1977/78	14/1	23/6	3/0	4/0	1/1	1/2	2/3	0/2	0/22	48/37
		1976/77	12/3	26/0	3/1	0/0	3/1	3/0	1/1	0/2	0/25	48/33
		1975/76	16/0	31/5	2/0	5/1	5/0	5/0	2/0	0/3	0/15	66/24
		1974/75	17/0	27/2	3/1	6/0	3/0	6/1	2/1	1/2	0/37	65/44
		1978/79	0/0	9/1	1/0	0/0	1/0	0/1	0/2	1/2	0/5	12/11
		1977/78	2/0	4/3	1/0	0/1	1/0	0/0	2/0	0/0	0/9	24/18
		1976/77	3/1	17/0	0/0	3/0	0/0	1/0	0/0	0/0	0/17	24/18
		1975/76	5/0	8/0	1/0	0/0	1/1	3/0	3/0	0/0	0/15	21/17
		1974/75	4/0	10/0	4/0	1/0	2/0	0/0	2/0	0/0	0/19	23/19
Renison		1978/79	0/0	9/1	1/0	0/0	1/0	0/1	0/2	1/2	0/5	12/11
		1977/78	2/0	4/3	1/0	0/1	1/0	0/0	2/0	0/0	0/9	24/18
		1976/77	3/1	17/0	0/0	3/0	0/0	1/0	0/0	0/0	0/17	24/18
		1975/76	5/0	8/0	1/0	0/0	1/1	3/0	3/0	0/0	0/15	21/17
		1974/75	4/0	10/0	4/0	1/0	2/0	0/0	2/0	0/0	0/19	23/19
		1978/79	16/4	12/1	2/0	2/1	1/1	2/1	2/3	0/2	0/17	37/30
		1977/78	14/1	23/6	3/0	4/0	1/1	1/2	2/3	0/2	0/22	48/37
		1976/77	12/3	26/0	3/1	0/0	3/1	3/0	1/1	0/2	0/25	48/33
		1975/76	16/0	31/5	2/0	5/1	5/0	5/0	2/0	0/3	0/15	66/24
		1974/75	17/0	27/2	3/1	6/0	3/0	6/1	2/1	1/2	0/37	65/44
Chemical		1978/79	91/16	0/0	0/0	0/0	0/0	0/0	0/0	0/0	0/7	91/23
		1977/78	98/7	2/0	0/0	0/0	0/0	0/0	0/0	0/0	0/9	100/16
		1976/77	66/1	25/1	0/0	0/0	0/0	0/0	0/0	0/0	0/20	91/22
		1975/76	77/0	32/1	1/0	0/0	0/0	0/0	0/0	0/0	0/12	110/13
		1974/75	60/1	19/0	2/0	2/0	2/0	2/0	2/0	1/0	0/15	88/16

DISTRIBUTION OF YEAR I CONFIRMED STUDENTS BY GRADE 13 ADMISSION AVERAGE
COMPARISON 1978/79 TO 1974/75

FACULTY	PROGRAMME	100-75.0	74.9-66.0	65.9-65.0	64.9-64.0	63.9-63.0	62.9-62.0	61.9-60.0	59.9-00.0	Non Gr. 13	TOTAL	
ENGINEERING	Systems Design-1978/79	57/6	1/3	0/0	0/0	0/0	1/0	0/0	0/0	0/18	59/27	
		56/6	0/0	0/0	0/0	0/0	0/0	0/0	0/0	0/12	56/18	
		49/2	3/5	0/0	0/0	0/0	0/0	0/0	0/0	0/9	52/16	
		34/0	22/0	0/0	0/0	0/0	0/0	0/0	0/0	0/11	56/11	
		41/1	15/0	4/0	2/0	0/0	2/0	2/0	0/1	0/10	66/12	
		ENVIRONMENTAL STUDIES	29/4	10/4	0/0	0/0	0/0	1/0	1/0	0/0	0/24	41/32
		Pre-Professional-1978/79	37/1	12/0	1/0	0/0	0/0	3/0	0/0	0/0	0/19	54/20
		Architecture	28/1	9/0	0/0	2/0	1/0	0/0	0/0	0/0	0/28	40/29
		-1975/76	32/0	8/0	1/0	1/0	0/0	0/0	0/0	0/0	0/18	43/18
		-1974/75	36/1	11/0	0/0	0/0	0/1	0/0	0/0	1/0	0/15	48/17
Planning	-1978/79	27/2	33/5	1/0	0/0	1/0	0/0	0/0	1/0	0/15	63/22	
	-1977/78	27/0	23/1	1/1	0/0	0/0	1/0	0/0	1/0	0/9	53/11	
	-1976/77	27/2	20/1	1/0	0/0	0/0	0/0	0/0	1/0	0/15	49/18	
	-1975/76	42/1	16/4	1/0	0/0	0/1	0/1	0/0	0/0	0/12	59/19	
	-1974/75	32/0	24/0	1/0	0/0	0/1	0/0	0/0	1/0	0/7	58/8	
Geography	-1978/79	24/1	54/6	4/3	0/1	4/2	3/3	12/4	2/4	0/36	103/60	
	-1977/78	38/3	54/11	0/0	0/1	0/1	0/0	0/0	0/0	0/14	92/30	
	-1976/77	39/4	48/11	6/1	1/1	0/2	0/0	0/0	0/1	0/27	94/47	
	-1975/76	45/5	68/6	9/0	6/1	10/2	6/0	10/2	0/0	0/29	154/45	
	-1974/75	22/1	63/6	8/0	5/1	6/1	3/1	11/3	3/0	0/28	121/41	
Man-Environment	-1978/79	12/3	18/9	1/0	0/3	3/3	3/2	3/5	0/0	0/19	40/44	
	-1977/78	16/1	30/4	5/4	7/1	4/2	5/1	5/1	0/1	0/18	72/33	
	-1976/77	14/3	17/3	2/0	3/0	3/0	2/0	2/0	0/1	0/22	43/29	
	-1975/76	15/1	38/3	9/0	0/0	2/0	1/0	0/1	0/0	0/24	65/29	
	-1974/75	12/0	28/0	2/0	1/0	5/0	2/0	6/0	0/0	0/17	56/17	

DISTRIBUTION OF YEAR I CONFIRMED STUDENTS BY GRADE 13 ADMISSION AVERAGE
COMPARISON 1978/79 TO 1974/75

FACULTY	PROGRAMME	100-75.0	74.9-66.0	65.9-65.0	64.9-64.0	63.9-63.0	62.9-62.0	61.9-60.0	59.9-00.0	Non Gr. 13	TOTAL
INTEGRATED STUDIES											
	-1978/79	0/0	0/0	0/0	0/0	0/0	0/0	0/0	0/0	0/6	0/6
	-1977/78	1/0	0/0	0/0	0/0	0/0	0/0	0/0	0/0	0/6	1/16
	-1976/77	1/0	1/0	0/0	0/0	0/0	0/0	0/0	0/0	0/15	2/15
	-1975/76	2/0	0/0	0/0	0/0	0/0	1/0	0/0	0/1	0/8	3/9
	-1974/75	0/0	0/0	0/0	0/0	0/0	0/0	0/0	0/1	0/18	1/19
MATHEMATICS											
Regular	-1978/79	124/18	94/23	0/3	0/0	1/0	0/0	0/0	1/0	0/72	220/116
	-1977/78	143/78	101/25	4/1	1/0	1/0	1/0	0/0	0/1	0/72	251/131
	-1976/77	151/9	179/14	4/1	8/0	1/0	0/0	0/0	1/0	0/95	344/119
	-1975/76	163/13	65/8	6/0	15/3	3/0	2/0	1/4	3/0	0/85	258/113
	-1974/75	149/5	63/6	11/3	8/1	8/4	6/2	8/4	0/1	0/79	253/105
Co-op	-1978/79	479/43	27/2	0/0	0/0	0/0	0/0	0/1	0/0	0/53	506/99
	-1977/78	460/30	10/3	0/0	0/0	0/0	1/0	0/0	0/0	0/38	471/71
	+1976/77	408/9	3/0	0/0	0/0	0/0	0/0	0/1	0/0	0/41	411/51
	-1975/76	352/12	108/3	0/0	1/0	0/0	0/0	0/1	0/0	0/50	461/66
	-1974/75	333/2	127/2	0/0	1/0	0/0	0/0	1/1	3/1	0/30	465/36
H.K. & L.S.											
Reg. Kin.	-1978/79	21/5	19/5	4/2	4/1	3/2	2/1	4/2	0/0	0/33	57/51
	-1977/78	17/5	36/7	0/2	1/0	0/1	0/1	3/1	0/2	0/22	57/41
	-1976/77	29/2	46/3	3/1	2/0	2/0	1/0	4/0	0/0	0/25	87/31
	-1975/76	20/1	50/0	7/0	7/1	7/2	4/0	5/2	0/2	0/15	100/23
	-1974/75	16/1	40/3	2/0	3/2	5/0	5/0	6/3	1/2	0/15	78/26
Reg. Rec.	-1978/79	8/2	18/7	5/0	0/1	0/0	0/1	0/0	0/0	0/13	31/24
	-1977/78	7/2	8/5	0/0	0/0	0/0	0/0	0/0	0/0	0/10	15/17
	-1976/77	10/0	19/0	0/0	0/0	0/0	0/0	0/0	0/0	0/11	29/11
	-1975/76	14/1	31/1	0/0	0/0	0/0	0/0	0/0	1/1	0/3	46/6
	-1974/75	9/0	20/1	0/0	0/0	0/0	0/0	0/2	0/0	0/10	29/13

UNIVERSITY OF WATERLOO
FULL-TIME UNDERGRADUATE ENROLMENT IN GENERAL AND HONOURS PROGRAMMES
FACULTY OF ARTS - ON CAMPUS

	UNIVERSITY				ST. JEROME'S				RENISON				TOTAL				
	GEN.		HONS.		GEN.		HONS.		GEN.		HONS.		GEN.		HONS.		
	M	F	M	F	M	F	M	F	M	F	M	F	M	F	M	F	
<u>YEAR II</u>																	
English & History				1			1	1							1	2	
English & Phil.			1												1		
English & Pol. Sci.				1												1	
English, Co-op			5	20			2								7	20	
Fine Arts	2	10	5	5		1						2	11	5	5		
Fine Arts (Music)	1	3										1	3				
French	1	3	1	8		1						1	4	1	8		
French & Psych.				1												1	
French & Spanish				3												1	4
Geography	6	2	5	1									6	2	5	2	
German	1	3		3									1	3		3	
German & Math.				1												1	
German & Russ.				1												1	
German & Span.			1												1		
History	5	7	8	9	4		2	1				9	7	10	10		
History & Phil.							1								1		
History & Pol. Sci.			1	2											1	2	
History & Rel. St.							1								1		
Philosophy	2	2		1	7		1					9	2	1	1		
Phil & R.S./PACS Opt.			1												1		
Political Science	7	4	17	6	3		1					10	4	18	6		
Pol. Sci.-Co-op			4											4			
Pol. Sci.&Man-Env.			1											1			
Pol. Sci.&Soc.			1				1							2			
Pol. Sci/Admin. St.			7	3										7	3		
Pol. Sci.(CDS)			2	1										2	1		

UNIVERSITY OF WATERLOO
FULL-TIME UNDERGRADUATE ENROLMENT IN GENERAL AND HONOURS PROGRAMMES
FACULTY OF ARTS - ON CAMPUS

	UNIVERSITY				ST. JEROME'S				RENISON				TOTAL			
	GEN.		HONS.		GEN.		HONS.		GEN.		HONS.		GEN.		HONS.	
	M	F	M	F	M	F	M	F	M	F	M	F	M	F	M	F
<u>YEAR IV</u>																
Geography			1	2									1			2
German			1	1									1			1
German & Russian				1												1
History			22	7			6	1					28			8
History & Pol. Sci.			2										2			
Philosophy & Psych.							1						1			
Political Science			7	5			1						8			5
Political Sci./Admin. St.				1												1
Political Sci. & Soc.				1												1
Psychology			10	19				5					10			24
Psych./E Child Ed Opt.				9				1								10
Psychology & Math.							1						1			
Religious Studies			3										3			
Russian				1												1
Sociology			3	4									3			4
			82	81			14	16					96			97

UNIVERSITY OF WATERLOO
FULL-TIME UNDERGRADUATE ENROLMENT IN HONOURS PROGRAMMES
FACULTY OF ENGINEERING

ON CAMPUS TOTAL
GEN. HONS.
M F M F

OFF CAMPUS TOTAL
~~GEN.~~ HONS.
M F M F

YEAR I

Chemical Engineering
General Engineering
Systems Design

	87	26		
	516	20 ✓		
	71	13		
	674	59	733	

~~HON~~

	87	26		
	516	20		
	71	13		
	674	59		

YEAR II

Chemical Engineering
Civil Engineering
Electrical Engineering
Mechanical Engineering
Systems Design

	33	6	68	20
	45		137	9
	80	2	176	7
	70	2	159	2
	49	12	52	7
	277	22	592	45

	33	6	68	20
	45		137	9
	80	2	176	7
	70	2	159	2
	49	12	52	7
	277	22	592	45

YEAR III

Chemical Engineering
Civil Engineering
Electrical Engineering
Mechanical Engineering
Systems Design

	58	3	46	10 ✓
	148	5	78	3 ✓
	124	2	76	2 ✓
	123	7	76	3 ✓
	31	1		
	484	18	276	18

	58	3	46	10
	148	5	78	3
	124	2	76	2
	123	7	76	3
	31	1		
	484	18	276	18

YEAR IV

Chemical Engineering
Civil Engineering
Electrical Engineering
Mechanical Engineering
Systems Design

	42	4	28	4 ✓
	57	5	55	1 ✓
	56	1	43	✓
	52	2	63	2 ✓
			46	4 ✓
	207	12	235	11

	42	4	28	4
	57	5	55	1
	56	1	43	
	52	2	63	2
			46	4
	207	12	235	11

UNIVERSITY OF WATERLOO
FULL-TIME UNDERGRADUATE ENROLMENT IN GENERAL AND HONOURS PROGRAMMES
ENVIRONMENTAL STUDIES - ON CAMPUS

	UNIVERSITY				ST. JEROME'S				RENISON				TOTAL			
	GEN.		HONS.		GEN.		HONS.		GEN.		HONS.		GEN.		HONS.	
	M	F	M	F	M	F	M	F	M	F	M	F	M	F	M	F
<u>YEAR III</u>																
Geography	43	25	24	21	2	2	1	1					45	27	25	22
Geography, Co-op			16	10											16	10
Geography & Earth				1												1
Geography & Econ.			1												1	
Geography & Man-Env.			1	3											1	3
Man-Environment			21	6											21	6
Man-Environment & Econ.			1												1	
Man-Environment & Geog.			2												2	
Man-Environment & Psych.			1	2											1	2
Man-Environment & German			1												1	
Man-Environment/Biol. Opt.				7												7
Pre-Architecture			26	11											26	11
Urban & Regional Plan.			43	23											43	23
	43	25	137	84	2	2	1	1					45	27	138	85
<u>YEAR IV</u>																
Architecture			22	4											22	4
Geography			33	22				1							33	23
Geography & Biol.			1												1	
Geography & Econ.			1												1	
Geography & Man-Env.			1												1	
Geography, Co-op			3	1											3	1
Man-Environment			30	5											30	5
Man-Environment & Econ.				1												1
Man-Environment & Geog.			3	3											3	3
Man-Environment/Biol. Opt.			4	3				1							4	4
Pre-Architecture			1	1											1	1

UNIVERSITY OF WATERLOO
FULL-TIME UNDERGRADUATE ENROLMENT IN GENERAL AND HONOURS PROGRAMMES
ENVIRONMENTAL STUDIES - ON CAMPUS

	UNIVERSITY				ST. JEROME'S				RENISON				TOTAL			
	GEN.		HONS.		GEN.		HONS.		GEN.		HONS.		GEN.		HONS.	
	M	F	M	F	M	F	M	F	M	F	M	F	M	F	M	F
<u>YEAR I</u>																
Geography	6	7	90	46									6	7	90	46
Man-Environment			45	27											45	27
Pre-Architecture			47	26											47	26
Urban & Regional Plan.			43	40											43	40
	6	7	225	139									6	7	225	139
<u>YEAR II</u>																
Geography	30	18	35	16									30	18	35	16
Geography, Co-op			24	16											24	16
Geography & Earth			1												1	
Geography & Man-Env.				1												1
Geography & Rec.				1												1
Man-Environment			34	14											34	14
Man-Environment & Anth.				1												1
Man-Environment & Econ.			2												2	
Man-Environment & Geog.			5	1											5	1
Man-Environment & Math.				1												1
Man-Environment & Psych.			1	2											1	2
Man-Environment & Rec.				3												3
Man-Environment & Soc.			1	1											1	1
Man-Environment/Biol. Opt.			4												4	
Pre-Architecture			42	23											42	23
Urban & Regional Plan.			34	34											34	34
	30	18	183	114									30	18	183	114

UNIVERSITY OF WATERLOO
FULL-TIME UNDERGRADUATE ENROLMENT IN GENERAL AND HONOURS PROGRAMMES
ENVIRONMENTAL STUDIES - OFF CAMPUS

	UNIVERSITY				ST. JEROME'S				RENISON				TOTAL					
	GEN.		HONS.		GEN.		HONS.		GEN.		HONS.		GEN.		HONS.			
	M	F	M	F	M	F	M	F	M	F	M	F	M	F	M	F		
<u>YEAR III</u>																		
Geography, Co-op			6	7											6	7		
Pre-Architecture			32	8											32	8		
			<u>38</u>	<u>15</u>											<u>38</u>	<u>15</u>		
<u>YEAR IV</u>																		
Architecture			1												1			
Geography, Co-op			9	5											9	5		
			<u>10</u>	<u>5</u>											<u>10</u>	<u>5</u>		
<u>YEAR V</u>																		
Architecture			20	2											20	2		

UNIVERSITY OF WATERLOO
FULL-TIME UNDERGRADUATE ENROLMENT IN GENERAL AND HONOURS PROGRAMMES
ENVIRONMENTAL STUDIES - ON CAMPUS

	UNIVERSITY				ST. JEROME'S				RENISON				TOTAL			
	GEN.		HONS.		GEN.		HONS.		GEN.		HONS.		GEN.		HONS.	
	M	F	M	F	M	F	M	F	M	F	M	F	M	F	M	F
<u>YEAR IV</u>																
Urban & Regional Planning			35	24											35	24
			134	64				2							134	66

UNIVERSITY OF WATERLOO
FULL-TIME UNDERGRADUATE ENROLMENT IN GENERAL AND HONOURS PROGRAMMES
HUMAN KINETICS & LEISURE STUDIES - ON CAMPUS

	UNIVERSITY				TOTAL			
	GEN.		HONS.		GEN.		HONS.	
	M	F	M	F	M	F	M	F
<u>YEAR I</u>								
Dance				19				19
Health Studies			4	14			4	14
Health Studies, Co-op			2	10			2	10
Kinesiology			30	43			30	43
Kinesiology, Co-op			29	56			29	56
Recreation			9	39			9	39
Recreation, Co-op			10	43			10	43
Recreation & Geog., Co-op			1				1	
Recreation/Bus. Opt.			3	4			3	4
Recreation/Bus., Co-op			1	5			1	5
				<u>89</u>			<u>89</u>	<u>233</u>
<u>YEAR II</u>								
Dance			1	18			1	18
Health Studies				10				10
Health Studies, Co-op				9				9
Kinesiology	5	2	40	41	5	2	40	41
Kinesiology, Co-op	1	3	17	50	1	3	17	50
Kinesiology/Health St.				2				2
Kinesiology/Health St., Co-op				2				2
Recreation			7	24			7	24
Recreation, Co-op			1	29			1	29
Recreation & Geog., Co-op			1	2			1	2
Recreation/Bus. Opt.			3	5			3	5
Recreation/Bus., Co-op			8	4			8	4
	<u>6</u>	<u>5</u>	<u>78</u>	<u>196</u>	<u>6</u>	<u>5</u>	<u>78</u>	<u>196</u>

UNIVERSITY OF WATERLOO
FULL-TIME UNDERGRADUATE ENROLMENT IN GENERAL AND HONOURS PROGRAMMES
INTEGRATED STUDIES - ON CAMPUS

	UNIVERSITY				TOTAL			
	GEN.		HONS.		GEN.		HONS.	
	M	F	M	F	M	F	M	F
<u>YEAR I</u>	10	8			10	8		
<u>YEAR II</u>	14	6			14	6		
<u>YEAR III</u>	17	9			17	9		

UNIVERSITY OF WATERLOO
FULL-TIME UNDERGRADUATE ENROLMENT IN GENERAL AND HONOURS PROGRAMMES
HUMAN KINETICS & LEISURE STUDIES - ON CAMPUS

	UNIVERSITY				TOTAL			
	GEN.		HONS.		GEN.		HONS.	
	M	F	M	F	M	F	M	F
<u>YEAR III</u>								
Dance				9				9
Health Studies			3	10			3	10
Health Studies, Co-op			3	7			3	7
Kinesiology			28	50			28	50
Kinesiology, Co-op			13	36			13	36
Kinesiology/Health St.			1	1			1	1
Recreation			4	19			4	19
Recreation, Co-op			7	24			7	24
Recreation & Geog.			1	1			1	1
Recreation & Geog., Co-op				1				1
Recreation & Soc.				1				1
Recreation/Bus. Opt.				4				4
Recreation/Bus., Co-op			2	1			2	1
				<u>62</u>			<u>62</u>	<u>164</u>
<u>YEAR IV</u>								
Dance				13				13
Health Studies			4	9			4	9
Health Studies, Co-op			1	1			1	1
Kinesiology	2	1	47	54	2	1	47	54
Kinesiology, Co-op			8	13			8	13
Kinesiology/Health St.			1	1			1	1
Recreation			9	20			9	20
Recreation, Co-op			1	6			1	6
Recreation & Geog., Co-op				2				2
Recreation & Man-Env.				1				1
Recreation/Bus. Opt.			5	4			5	4
Recreation/Bus., Co-op				2				2
	<u>2</u>	<u>1</u>	<u>76</u>	<u>125</u>	<u>2</u>	<u>1</u>	<u>76</u>	<u>125</u>

UNIVERSITY OF WATERLOO
FULL-TIME UNDERGRADUATE ENROLMENT IN GENERAL AND HONOURS PROGRAMMES
HUMAN KINETICS & LEISURE STUDIES - OFF CAMPUS

	UNIVERSITY				TOTAL			
	GEN.		HONS.		GEN.		HONS.	
	M	F	M	F	M	F	M	F
<u>YEAR II</u>								
Kinesiology, Co-op				2				2
Recreation, Co-op				1				1
				<u>3</u>				<u>3</u>
<u>YEAR III</u>								
Kinesiology, Co-op			9	15			9	15
Kinesiology/Health, Co-op			2	4			2	4
Recreation, Co-op			4	12			4	12
Recreation/Bus., Co-op			1	2			1	2
			<u>16</u>	<u>33</u>			<u>16</u>	<u>33</u>
<u>YEAR IV</u>								
Kinesiology, Co-op			11	12			11	12
Kinesiology/Health, Co-op			1	3			1	3
Recreation, Co-op			2	8			2	8
Recreation & Soc., Co-op				1				1
Recreation/Bus., Co-op			2	2			2	2
			<u>16</u>	<u>26</u>			<u>16</u>	<u>26</u>

UNIVERSITY OF WATERLOO
FULL-TIME UNDERGRADUATE ENROLMENT IN GENERAL AND HONOURS PROGRAMMES
FACULTY OF MATHEMATICS - ON CAMPUS

	UNIVERSITY				ST. JEROME'S				RENISON				TOTAL			
	GEN.		HONS.		GEN.		HONS.		GEN.		HONS.		GEN.		HONS.	
	M	F	M	F	M	F	M	F	M	F	M	F	M	F	M	F
<u>YEAR I</u>																
Mathematics	59	32	155	83	2		16	8					61	32	171	91
Mathematics, Co-op	15	9	211	82									15	9	211	82
Math/Mgt Acctg, Co-op	13	4	22	22									13	4	22	22
Math/Bus., Co-op	3	5	8	9									3	5	8	9
Math/CA, Co-op	8	7	65	34									8	7	65	34
Math/Engin., Co-op			27	6											27	6
	<u>98</u>	<u>57</u>	<u>488</u>	<u>236</u>	<u>2</u>		<u>16</u>	<u>8</u>					<u>100</u>	<u>57</u>	<u>504</u>	<u>244</u>
<u>YEAR II</u>																
Mathematics	105	42	63	34	12	2	6	8					117	44	69	42
Mathematics, Co-op	50	48	100	25									50	48	100	25
Math/Mgt Acctg, Co-op	14	12		1									14	12		1
Math & Econ.			1												1	
Math & Psych.				1												1
Math/Bus, Co-op	7	8	4	2									7	8	4	2
Math/CA, Co-op	53	38	10	5									53	38	10	5
Math/Eng, Co-op			17	3											17	3
Math/Tchg, Co-op	1	9	4	3									1	9	4	3
Mathematics, Pass	5	1			1								6	1		
	<u>235</u>	<u>158</u>	<u>199</u>	<u>74</u>	<u>13</u>	<u>2</u>	<u>6</u>	<u>8</u>					<u>248</u>	<u>160</u>	<u>205</u>	<u>82</u>
<u>YEAR III</u>																
Mathematics	103	60	2		2	1							105	61	2	
Mathematics, Co-op	24	17											24	17		
Actuarial Science			8	3											8	3
Actuarial Sci., Co-op			5	3											5	3
Actuarial & Comp.Sci Co-op			4												4	
Actuarial & Comp. Sci.			2												2	

905

695

UNIVERSITY OF WATERLOO
FULL-TIME UNDERGRADUATE ENROLMENT IN GENERAL AND HONOURS PROGRAMMES
FACULTY OF MATHEMATICS - ON CAMPUS

	UNIVERSITY				ST. JEROME'S				RENISON				TOTAL					
	GEN.		HONS.		GEN.		HONS.		GEN.		HONS.		GEN.		HONS.			
	M	F	M	F	M	F	M	F	M	F	M	F	M	F	M	F		
<u>YEAR III</u>																		
Applied Math, Co-op			2														2	
AMath with Eng., Co-op			1	1													1	1
AMath with Pure Math			1														1	
AMath/Phys. Minor			1														1	
Applied Math			6	2			2	4									8	6
AMath & C&O			1														1	
Comb. & Optom.			3	2													3	2
C&O, Co-op				1														1
C&O & Econ.			1														1	
Computer Science			29	11			1										30	11
CS, Co-op			29	12													29	12
CS & C&O				1														1
CS & Econ.			1														1	
CS & Stat.			1	1													1	1
Math/Mgt Acctg, Co-op	2	1	2										2	1	2			
Math/Bus, Co-op	6	3	1	2									6	3	1	2		
Math/CA, Co-op	30	19	17	4									30	19	17	4		
Math/Tchg, Co-op	4	5	5	5									4	5	5	5		
Math, Pass	25	10			1								26	10				
Pure Math			3														3	
Pure Math & C&O			1														1	
Statistics			2	2													2	2
Stats & Econ.				1														1
Statistics, Co-op			1														1	
	194	115	129	51	3	1	3	4					197	116	143	55		

511

UNIVERSITY OF WATERLOO
FULL-TIME UNDERGRADUATE ENROLMENT IN GENERAL AND HONOURS PROGRAMMES
FACULTY OF MATHEMATICS - ON CAMPUS

	UNIVERSITY				ST. JEROME'S				RENISON				TOTAL			
	GEN.		HONS.		GEN.		HONS.		GEN.		HONS.		GEN.		HONS.	
	M	F	M	F	M	F	M	F	M	F	M	F	M	F	M	F
<u>YEAR IV</u>																
Mathematics	85	35			6	1							91	36		
Math, Co-op	24	5	1										24	5	1	
Actuarial Science			3	2			1								4	2
Act. Sci, Co-op			1	3											1	3
Actuarial & CS			1												1	
Actuarial & C&O, Co-op			1												1	
Actuarial & C&O			1												1	
Actuarial & AMath, Co-op			1												1	
Applied Math			8	3											8	3
AMath with Eng., Co-op			1	1											1	1
AMath & CS			3												3	
AMath & Pure Math			2												2	
AMath & CS, Co-op			2												2	
AMath/Phys Minor			3												3	
Comb. & Optim.			4	6			1	1							5	7
Computer Science			40	14			5								45	14
CS, Co-op			25	11											25	11
CS & C&O			3	1											3	1
CS & C&O, Co-op			1												1	
CS & Econ, Co-op			1												1	
CS & Psych, Co-op			1												1	
CS & Stat, Co-op			2												2	
CS & Econ			1												1	
CS & Stat			2												2	
Math/Mgt Acctg, Co-op	2	1											2	1		
Math/Bus, Co-op	3	1	3	1									3	1	3	1
Math/CA, Co-op	36	12	13										36	12	13	
Math/Tchg, Co-op	5	19	2	5									5	19	2	5
Pure Mathematics			2												2	
Pure Math & C&O			1												1	

UNIVERSITY OF WATERLOO
FULL-TIME UNDERGRADUATE ENROLMENT IN GENERAL AND HONOURS PROGRAMMES
FACULTY OF MATHEMATICS - ON CAMPUS

	UNIVERSITY				ST. JEROME'S				RENISON				TOTAL				
	GEN.		HONS.		GEN.		HONS.		GEN.		HONS.		GEN.		HONS.		
	M	F	M	F	M	F	M	F	M	F	M	F	M	F	M	F	
<u>YEAR IV</u>																	
Pure Math & CS			1														1
Pure Math & Stats			1														1
Statistics			3	1			1									4	1
Statistics, Co-op			1													1	
Stats & C&O			1													1	
Stats & CS			1													1	
Stats & Econ, Co-op			1													1	
Stats & Econ.			1													1	
Stats/CS/C&O			1													1	
	155	73	140	48	6	1	8	1					161	74	148	49	

432

UNIVERSITY OF WATERLOO
FULL-TIME UNDERGRADUATE ENROLMENT IN GENERAL AND HONOURS PROGRAMMES
FACULTY OF MATHEMATICS - OFF CAMPUS (WINTER REGISTRATION)

	UNIVERSITY				ST. JEROME'S				RENISON				TOTAL					
	GEN.		HONS.		GEN.		HONS.		GEN.		HONS.		GEN.		HONS.			
	M	F	M	F	M	F	M	F	M	F	M	F	M	F	M	F		
<u>YEAR II</u>																		
Computer Science, Co-op			3												3			
Math/Mgt. Acctg., Co-op	4	15	2	3									4	15	2	3		
Math/Business, Co-op	2	1	3										2	1	3			
Math/CA, Co-op	46	30	28	10									46	30	28	10		
Math/Engineering, Co-op			14	1											14	1		
Math/Tchg., Co-op	2	4	1	4									2	4	1	4		
Mathematics, Co-op	31	14	61	17									31	14	61	17		
	85	64	112	35									85	64	112	35		296
<u>YEAR III</u>																		
Actuarial Sci., Co-op			7	1											7	1		
Actuarial & Comp. Sci., Co-op			3												3			
Applied Math, Co-op			1												1			
Comb. & Optim., Co-op			1												1			
C & O & CS, Co-op			1												1			
Computer Science, Co-op			52	14											52	14		
CS & Pure Math, Co-op				1												1		
CS & Statistics, Co-op			3												3			
Math/Mgt. Acctg., Co-op	3	7	1	1									3	7	1	1		
Math/Business, Co-op	5	6	4	2									5	6	4	2		
Math/CA, Co-op	40	13	4	4									40	13	4	4		90
Math/Tchg., Co-op	3	13	2	1									3	13	2	1		
Mathematics, Co-op	49	21											49	21				
Statistics			2	1											2	1		
Statistics & CS, Co-op			1												1			
	100	60	82	25									100	60	82	25		267

UNIVERSITY OF WATERLOO
FULL-TIME UNDERGRADUATE ENROLMENT IN GENERAL AND HONOURS PROGRAMMES
FACULTY OF MATHEMATICS - OFF CAMPUS (WINTER REGISTRATION)

	UNIVERSITY				ST. JEROME'S				RENISON				TOTAL			
	GEN.		HONS.		GEN.		HONS.		GEN.		HONS.		GEN.		HONS.	
	M	F	M	F	M	F	M	F	M	F	M	F	M	F	M	F
<u>YEAR IV</u>																
Actuarial Science, Co-op				1												1
Computer Science, Co-op			25	4									25		4	
CS & C & O, Co-op			1										1			
CS & Stat., Co-op			1										1			
Math/Mgt. Acctg., Co-op	1	2							1	2			1	2		
Math/Business, Co-op	3	3	1	2					3	3	1	2	3	3	1	2
Math/CA, Co-op	19	3	4	1					19	3	4	1	19	3	4	1
Mathematics, Co-op	10	9							10	9			10	9		
Statistics & CS, Co-op			2								2				2	
	<u>33</u>	<u>17</u>	<u>34</u>	<u>8</u>					<u>33</u>	<u>17</u>	<u>34</u>	<u>8</u>	<u>33</u>	<u>17</u>	<u>34</u>	<u>8</u>

24
 92
 30

UNIVERSITY OF WATERLOO
FULL-TIME UNDERGRADUATE ENROLMENT IN GENERAL AND HONOURS PROGRAMMES
FACULTY OF SCIENCE - ON CAMPUS

	UNIVERSITY				TOTAL			
	GEN.		HONS.		GEN.		HONS.	
	M	F	M	F	M	F	M	F
<u>YEAR I</u>								
Appl. Chemistry, Co-op			68	25			68	25
Appl. Physics, Co-op			52	5			52	5
Biology, Co-op			33	28			33	28
Science, First Year	255	104			255	104		
	<u>255</u>	<u>104</u>	<u>153</u>	<u>58</u>	<u>255</u>	<u>104</u>	<u>153</u>	<u>58</u>
<u>YEAR II</u>								
Appl. Chemistry, Co-op			41	23			41	23
Appl. Earth Sciences			34	6			34	6
Appl. Earth Sci./Geot., Co-op			5	2			5	2
Appl. Physics, Co-op			23	4			23	4
Biology	5	4	11	9	5	4	11	9
Biology, Co-op			11	11			11	11
Biology & Chemistry			4	2			4	2
Chemistry	13	3	10	3	13	3	10	3
Chemistry/Env. St. Opt.			3				3	
Chemistry/Math. Opt.			2	2			2	2
Earth Sciences	6		3		6		3	
Earth Sciences/Geog.			3				3	
Optometry			41	19			41	19
Physics	5		22		5		22	
Psychology			3	2			3	2
Science	89	31	10	8	89	31	10	8
Science & Bus.	10				10			
Science/Biology			6				6	
Science/Chemistry			4	1			4	1
Science/Earth Science			1				1	
Science/Physics			1				1	
	<u>129</u>	<u>38</u>	<u>238</u>	<u>92</u>	<u>129</u>	<u>38</u>	<u>238</u>	<u>92</u>

UNIVERSITY OF WATERLOO
FULL-TIME UNDERGRADUATE ENROLMENT IN GENERAL AND HONOURS PROGRAMMES
FACULTY OF SCIENCE - ON CAMPUS

	UNIVERSITY				TOTAL			
	GEN.		HONS.		GEN.		HONS.	
	M	F	M	F	M	F	M	F
<u>YEAR III</u>								
Appl. Chemistry, Co-op			20	8			20	8
Appl. Earth Sciences, Co-op			11	3			11	3
Appl. Physics, Co-op			1				1	
Biology	10	3	25	17	10	3	25	17
Biology & Chemistry			9	4			9	4
Chemistry	9	3	18	4	9	3	18	4
Chemistry/Env. St. Opt.			1				1	
Chemistry/Math. Opt.			2				2	
Chemistry/Phys. Opt.			1				1	
Earth Sciences	5	1	9	2	5	1	9	2
Earth Sciences/Geog.			2				2	
Optometry			44	16			44	16
Physics	3		3		3		3	
Psychology			1				1	
Science	65	14	9		65	14	9	
Science & Bus.	8				8			
Science/Biology			3	7			3	7
Science/Chemistry			3	1			3	1
	100	21	162	62	100	21	162	62

YEAR IV

Appl. Chemistry, Co-op			27	6			27	6
Appl. Earth Science, Co-op			11	1			11	1
Appl. Earth Sci./Geot., Co-op			1				1	
Appl. Physics, Co-op			9				9	
Biology	2	1	20	10	2	1	20	10
Biology & Chemistry			5	4			5	4
Chemistry	10	3	8	4	10	3	8	4

UNIVERSITY OF WATERLOO
FULL-TIME UNDERGRADUATE ENROLMENT IN GENERAL AND HONOURS PROGRAMMES
FACULTY OF SCIENCE - ON CAMPUS

	UNIVERSITY				TOTAL			
	GEN.		HONS.		GEN.		HONS.	
	M	F	M	F	M	F	M	F
<u>YEAR IV</u>								
Chemistry/Env. St. Opt.			1				1	
Chemistry/Math. Opt.				2				2
Chemistry/Phys. Opt.			1				1	
Earth Sciences	6		8	2	6		8	2
Earth Sciences/Geog.			2				2	
Optometry			41	16			41	16
Physics	6		12		6		12	
Psychology			2				2	
Science			11	3			11	3
Science/Biology			7	5			7	5
Science/Earth Science			4	1			4	1
Science/Physics			2	1			2	1
Science/Chemistry			5				5	
	<u>29</u>	<u>5</u>	<u>177</u>	<u>55</u>	<u>29</u>	<u>5</u>	<u>177</u>	<u>55</u>
 <u>YEAR V</u>								
Optometry			44	13			44	13
			<u>44</u>	<u>13</u>			<u>44</u>	<u>13</u>

UNIVERSITY OF WATERLOO
FULL-TIME UNDERGRADUATE ENROLMENT IN GENERAL AND HONOURS PROGRAMMES
FACULTY OF SCIENCE - OFF CAMPUS

	UNIVERSITY				TOTAL			
	GEN.		HONS.		GEN.		HONS.	
	M	F	M	F	M	F	M	F
<u>YEAR II</u>								
Appl. Chemistry, Co-op			15	4			15	4
			<u>15</u>	<u>4</u>			<u>15</u>	<u>4</u>
<u>YEAR III</u>								
Appl. Chemistry, Co-op			27	14			27	14
Appl. Earth Sciences, Co-op			13	2			13	2
Appl. Earth Sci./Geot., Co-op			1				1	
Appl. Physics, Co-op			8				8	
			<u>49</u>	<u>16</u>			<u>49</u>	<u>16</u>

UNIVERSITY OF WATERLOO
PART-TIME UNDERGRADUATE ENROLMENT IN GENERAL AND HONOURS PROGRAMMES
FACULTY OF ARTS - ON CAMPUS

	UNIVERSITY				ST. JEROME'S				RENISON				TOTAL			
	GEN.		HONS.		GEN.		HONS.		GEN.		HONS.		GEN.		HONS.	
	M	F	M	F	M	F	M	F	M	F	M	F	M	F	M	F
<u>YEAR I</u>																
Arts, First Year	312	708			6	51				3			318	762		
Arts, General		1							1				1	1		
Social Dev. Studies										10				10		
	<u>312</u>	<u>709</u>			<u>6</u>	<u>51</u>			<u>1</u>	<u>13</u>			<u>319</u>	<u>773</u>		
<u>YEAR II</u>																
Anthropology		1												1		
Arts, First Year	1	1											1	1		
Arts, General	55	116			4	16				1			59	133		
Economics	11	3		1									11	3		1
English	1	9				1	1						1	10	1	
English, Co-op			1												1	
Fine Arts		5		1		1								6		1
French																1
French & German				1												1
Geography		1												1		
History	4	4		1		2							4	6		1
Political Science		3												3		
Psychology	10	44	1	5	1	6		2					11	50	1	7
Religious Studies		2			1	1							1	3		
Social Dev. Studies										8				8		
Sociology	1	2		1		2							1	4		1
	<u>83</u>	<u>191</u>	<u>2</u>	<u>10</u>	<u>6</u>	<u>29</u>	<u>1</u>	<u>3</u>	<u>9</u>				<u>89</u>	<u>229</u>	<u>3</u>	<u>13</u>

UNIVERSITY OF WATERLOO
PART-TIME UNDERGRADUATE ENROLMENT IN GENERAL AND HONOURS PROGRAMMES
FACULTY OF ARTS - ON CAMPUS

	UNIVERSITY				ST. JEROME'S				RENISON				TOTAL				
	GEN.		HONS.		GEN.		HONS.		GEN.		HONS.		GEN.		HONS.		
	M	F	M	F	M	F	M	F	M	F	M	F	M	F	M	F	
<u>YEAR IV</u>																	
French & Pol. Sci.			1	1												1	1
History			1	3				2								1	5
Psychology	1		2	1			1	1					1		3	2	
Religious Studies								1									1
Spanish				1													1
	1	1	10	16	1	2	1	5					2	3	11	21	

UNIVERSITY OF WATERLOO
PART-TIME UNDERGRADUATE ENROLMENT IN GENERAL AND HONOURS PROGRAMMES
ENVIRONMENTAL STUDIES - ON CAMPUS

	UNIVERSITY				ST. JEROME'S				RENISON				TOTAL			
	GEN.		HONS.		GEN.		HONS.		GEN.		HONS.		GEN.		HONS.	
	M	F	M	F	M	F	M	F	M	F	M	F	M	F	M	F
<u>YEAR I</u>																
Geography	1														1	
Pre-Architecture				1												1
	<u>1</u>			<u>1</u>											<u>1</u>	<u>1</u>
<u>YEAR II</u>																
Geography	1	1													1	1
Geography, Co-op																1
Pre-Architecture				1											1	
	<u>1</u>	<u>1</u>		<u>1</u>											<u>1</u>	<u>1</u>
<u>YEAR III</u>																
Geography	5	1													5	1
Geography, Co-op																3
Man-Environment				2											2	1
Pre-Architecture				3											3	
	<u>5</u>	<u>1</u>		<u>5</u>											<u>5</u>	<u>5</u>
<u>YEAR IV</u>																
Architecture, Co-op				1												1
Geography				3											3	3
Geography, Co-op				1											1	1
Man-Environment				3											3	
				<u>8</u>											<u>8</u>	<u>4</u>

UNIVERSITY OF WATERLOO
PART-TIME UNDERGRADUATE ENROLMENT IN GENERAL AND HONOURS PROGRAMMES
HUMAN KINETICS & LEISURE STUDIES - ON CAMPUS

	UNIVERSITY				TOTAL			
	GEN.		HONS.		GEN.		HONS.	
	M	F	M	F	M	F	M	F
<u>YEAR I</u>								
Health Studies				1				1
Kinesiology		1				1		
Kinesiology/Health Studies				1				1
Recreation, Co-op				1				1
		1		3		1		3
<u>YEAR II</u>								
Health Studies				1				1
Kinesiology, Co-op				1				1
Recreation				1				1
Recreation, Co-op				1				1
				4				4
<u>YEAR III</u>								
Kinesiology			1				1	
Kinesiology, Co-op				2				2
Kinesiology/Health, Co-op				1				1
Recreation			2			2		
Recreation & Soc.				1				1
Recreation/Bus., Co-op				1				1
			3	5		3		5

UNIVERSITY OF WATERLOO
PART-TIME UNDERGRADUATE ENROLMENT IN GENERAL AND HONOURS PROGRAMMES
HUMAN KINETICS & LEISURE STUDIES - ON CAMPUS

	UNIVERSITY				TOTAL			
	GEN.		HONS.		GEN.		HONS.	
	M	F	M	F	M	F	M	F
<u>YEAR IV</u>								
Dance								2
Kinesiology			1				1	
Kinesiology, Co-op			4	3			4	3
Kinesiology/Health, Co-op				1				1
Recreation			1	1			1	1
Recreation, Co-op			1	1			1	1
Recreation & Geog., Co-op				1				1
Recreation & Geography				1				1
			7	10			7	10

UNIVERSITY OF WATERLOO
PART-TIME UNDERGRADUATE ENROLMENT IN GENERAL AND HONOURS PROGRAMMES
FACULTY OF MATHEMATICS - ON CAMPUS

	UNIVERSITY				ST. JEROME'S				RENISON				TOTAL			
	GEN.		HONS.		GEN.		HONS.		GEN.		HONS.		GEN.		HONS.	
	M	F	M	F	M	F	M	F	M	F	M	F	M	F	M	F
<u>YEAR I</u>																
Mathematics	1	2	1	2									1	2	1	2
Math, Pass	18	5			1								18	6		
Math/CA, Co-op	1												1			
	<u>20</u>	<u>7</u>	<u>1</u>	<u>2</u>	<u>1</u>								<u>20</u>	<u>8</u>	<u>1</u>	<u>2</u>
<u>YEAR II</u>																
Mathematics	5	2	1										5	2	1	
Math, Co-op		2	5	2										2	5	2
Math/Mgt Acctg, Co-op		1	1											1	1	
Math/CA, Co-op	2	2											2	2		
Math.Eng., Co-op			2	1											2	1
Math, Pass	15	8											15	8		
	<u>22</u>	<u>15</u>	<u>9</u>	<u>3</u>									<u>22</u>	<u>15</u>	<u>9</u>	<u>3</u>
<u>YEAR III</u>																
Actuarial Science			1													1
Computer Science, Co-op			4	1											4	1
Math/Mgt. Acctg, Co-op	1												1			
Math/CA, Co-op	9	4											9	4		
Math/Tchg, Co-op		1												1		
Mathematics, Co-op	3												3			
Mathematics	10	2	1										10	2	1	
Math, Pass	17	9											17	9		
Statistics, Co-op			2												2	
	<u>40</u>	<u>16</u>	<u>8</u>	<u>1</u>									<u>40</u>	<u>16</u>	<u>8</u>	<u>1</u>

UNIVERSITY OF WATERLOO
PART-TIME UNDERGRADUATE ENROLMENT IN GENERAL AND HONOURS PROGRAMMES
FACULTY OF MATHEMATICS - ON CAMPUS

	UNIVERSITY				ST. JEROME'S				RENISON				TOTAL			
	GEN.		HONS.		GEN.		HONS.		GEN.		HONS.		GEN.		HONS.	
	M	F	M	F	M	F	M	F	M	F	M	F	M	F	M	F
<u>YEAR IV</u>																
Actuarial Sci., Co-op			1												1	
Comb. & Optim.			2												2	
Computer Science			1												1	
Computer Sci., Co-op			5	3											5	3
Comp. Sci. & Stat., Co-op			1												1	
Mathematics	10	4			1								11	4		
Math, Co-op	9	2											9	2		
Math/Bus., Co-op		1	1											1	1	
Math/CA Opt.			1												1	
Math/CA, Co-op	10	1	2										10	1	2	
Statistics, Co-op			1												1	
	29	8	12	3	1								30	8	15	3

UNIVERSITY OF WATERLOO
PART-TIME UNDERGRADUATE ENROLMENT IN GENERAL AND HONOURS PROGRAMMES
FACULTY OF SCIENCE - ON CAMPUS

	UNIVERSITY				TOTAL				
	GEN.		HONS.		GEN.		HONS.		
	M	F	M	F	M	F	M	F	
<u>YEAR I</u>									
Applied Chemistry, Co-op				1					1
Science, First Year	78	39			78	39			78
	<u>78</u>	<u>39</u>		<u>1</u>	<u>78</u>	<u>39</u>			<u>78</u>
<u>YEAR II</u>									
Applied Chemistry, Co-op			2	1			2	1	
Applied Earth Sciences, Co-op			1	1			1	1	
Applied Physics, Co-op			4				4		
Biology				1				1	
Chemistry	1	1	1		1	1	1		
Physics	3				3				
Psychology			1				1		
Science, General	57	17			57	17			
	<u>61</u>	<u>18</u>	<u>9</u>	<u>3</u>	<u>61</u>	<u>18</u>	<u>9</u>	<u>3</u>	
<u>YEAR III</u>									
Applied Chemistry, Co-op			5	3			5	3	
Applied Earth Sciences, Co-op			3				3		
Applied Physics, Co-op			3				3		
Biology	1	1	1	1	1	1	1	1	
Chemistry	6	2	1	1	6	2	1	1	
Earth Sciences	1				1				
Physics	3				3				
Science/Physics			1				1		
Science, General	17	4			17	4			
	<u>28</u>	<u>7</u>	<u>14</u>	<u>5</u>	<u>28</u>	<u>7</u>	<u>14</u>	<u>5</u>	

UNIVERSITY OF WATERLOO
PART-TIME UNDERGRADUATE ENROLMENT IN GENERAL AND HONOURS PROGRAMMES
FACULTY OF SCIENCE - ON CAMPUS

	UNIVERSITY				TOTAL			
	GEN.		HONS.		GEN.		HONS.	
	M	F	M	F	M	F	M	F
<u>YEAR IV</u>								
Applied Chemistry, Co-op			1				1	
Applied Physics, Co-op			1				1	
Biology & Chemistry				1				1
Chemistry	5		1		5		1	
Earth Sciences			3				3	
Physics	1		1		1		1	
Science & Business	1				1			
	<u>7</u>		<u>7</u>	<u>1</u>	<u>7</u>		<u>7</u>	<u>1</u>

UNIVERSITY OF WATERLOO
DEGREES GRANTED

BACHELOR OF ARTS

	1968	1969	1970	1971	1972	1973	1974	1975	1976	1977	1978	TOTAL
Honours. . .												
History-Asian Studies Minor											1	1
History-Music Minor											3	3
History-English Minor										1	1	2
History-Psychology Minor											1	1
Latin	2		1	1				1				5
Mathematics	1											1
Philosophy	2	2	2	1	2	3	4	1	6	4	3	30
Philosophy & Political Science							1					1
Philosophy & Psychology							1		1			2
Philosophy & Sociology							1					1
Political Science	6	9	9	9	16	10	14	6	11	14	7	111
Political Science & History											2	2
Political Science & Psychology			1									1
Political Science-History Minor											2	2
Political Science-Philosophy Minor										1		1
Psychology	5	13	20	23	23	29	36	40	30	36	36	291
Psychology & English									1			1
Psychology & Mathematics				1			1		2	1		5
Psychology & Sociology	3	2	2	1		1	2				1	12
Psychology-English Minor											3	3
Psychology-Italian Minor											1	1
Psychology-Early Child. Ed. & Care Option									1	5	9	15
Recreation						33	36	74	64	53	36	296
Recreation-Business Option										5	10	15
Recreation & Geography											2	2
Recreation & Sociology										1		1
Recreation-Psychology Minor											4	4
Religious Studies			1				1	2	2		2	8
Russian				1	1	3	1	1	2	1		10
Russian-German Minor											1	1
Russian & Political Science								1				1
Russian & Spanish						1					2	3
Russian & Soc. Dev. Studies								1				1
Social Development Studies									4	4	2	10

UNIVERSITY OF WATERLOO
DEGREES GRANTED

	1968	1969	1970	1971	1972	1973	1974	1975	1976	1977	1978	TOTAL
<u>BACHELOR OF ARTS</u>												
Honours . . .												
Social Dev. Studies & Religious Studies										1	1	2
Sociology		1	3	13	15	11	19	9	20	11	6	108
Sociology & History						1						1
Sociology & Mathematics					1							1
Sociology & Recreation										1		1
Sociology-Economics Minor											1	1
Spanish				1		1			1			3
Spanish & History						1				1		2
Spanish & Latin										1		1
Spanish & Sociology					1							1
Spanish-History Minor											1	1
Urban & Regional Planning	3	8										11
<u>BACHELOR OF APPLIED SCIENCE</u>												
Chemical Engineering	41	55	47	49	74	68	52	55	30	58	59	588
Civil Engineering	48	48	69	118	127	108	99	107	114	95	122	1055
Electrical Engineering	63	68	106	92	78	109	106	98	89	108	110	1027
Mechanical Engineering	61	97	143	152	145	124	150	108	119	92	103	1294
Systems Design							26	54	53	54	43	230
<u>BACHELOR OF ENVIRONMENTAL STUDIES</u>												
General Course			20	48	71	103	84	104	106	90	118	744
Honours . . .												
Geography			11	11	21	16	44	44	51	72	44	314
Man-Environment						4	19	22	27	19	23	114
Man-Environment & Anth.											2	2
Man-Environment & Biology										2	1	3
Man-Environment & Economics											1	1
Man-Environment & Geography										1	3	4

UNIVERSITY OF WATERLOO

DEGREES GRANTED

	1968	1969	1970	1971	1972	1973	1974	1975	1976	1977	1978	TOTAL
<u>BACHELOR OF MATHEMATICS</u>												
Honours. . .												
Mathematics & Economics	1		1		1	1						4
Mathematics & Philosophy			1			1						2
Mathematics & Physics				4								4
Mathematics & Psychology				1	4	1						6
Mathematics-Teaching	4											4
CA/BA & Teaching								13	14	25	20	72
Pure Mathematics	4	4	7	5	6	6	6	7	3	1	3	52
Pure Math. & C & O											1	1
Pure Math. & Computer Sci.								1	3	1		5
Pure Math. & Statistics							1			1	1	3
Statistics	3	11	4	6	8	16	17	13	13	7	7	105
Statistics & Actuarial Science							1		1	1		3
Statistics & App. Math.								1				1
Statistics & C & O										1	3	4
Statistics & Computer Sci.							6	2	7	10	1	26
Statistics & CS & C & O										1		1
Statistics & Economics							2		2			4
Statistics & Psychology					1			1				2
Statistics & Pure Math.										1		1
Statistics & Sociology								1				1
BACHELOR OF PHYSICAL EDUCATION	94	6	1		3							104
<u>BACHELOR OF SCIENCE</u>												
General Course	76	53	85	92	146	154	161	137	141	115	143	1303
Honours. . .												
Applied Chemistry				20	28		27	20	18	26	35	174
Applied Earth Science										16	11	27
Applied Physics		10	12	5	11		8	11	8	10	10	85

UNIVERSITY OF WATERLOO
DEGREES GRANTED

	1968	1969	1970	1971	1972	1973	1974	1975	1976	1977	1978	TOTAL
<u>BACHELOR OF SCIENCE</u>												
Honours. . .												
Biology	5	4	14	14	36	40	46	59	49	51	28	346
Biology & Chemistry				3	8	9	7	11	11	14	12	75
Biology & Psychology	4	1	1	1								7
Chemistry	15	16	23	14	27	43	12	8	11	9	15	193
Chemistry & Biology	2	1										3
Chemistry & Physics	2	1	6									9
Chemistry-Env. St. Option											1	1
Chemistry-Math. Option				4		2		2		1	3	12
Chemistry-Physics Option									2	1	1	4
Dance									4	3	6	13
Earth Sciences			5	3	5	7	11	20	6	7	14	78
Earth Sciences & Geography						3	1		2	1	5	12
Health Studies									5	8	10	23
Kinesiology				27	41	92	116	95	151	105	135	762
Kinesiology-Dance Option							4	2				6
Kinesiology-Health Studies Option								1				1
Mathematics	2	3										5
Physics	19	22	27	19	21	23	14	16	12	7	16	196
Science (Non-Major)						1		9	4	7	18	39
Science-Biology Major							4	11	11	22	18	66
Science-Biology Major-Psychology Minor										1		1
Science-Chemistry Major							4	11	12	10	10	47
Science-Earth Sciences Major						2	3	6	4	2	3	20
Science-Physics Major						10	11	15	5	4	3	48
Science-Fine Arts Minor									1			1
DOCTOR OF OPTOMETRY	23	21	35	7	27	39	57	55	52	59	57	432
<u>MASTER OF ARTS</u>												
Classics & Romance Languages			3									3
Economics					6	11	15	12	12	16	17	89

UNIVERSITY OF WATERLOO
DEGREES GRANTED

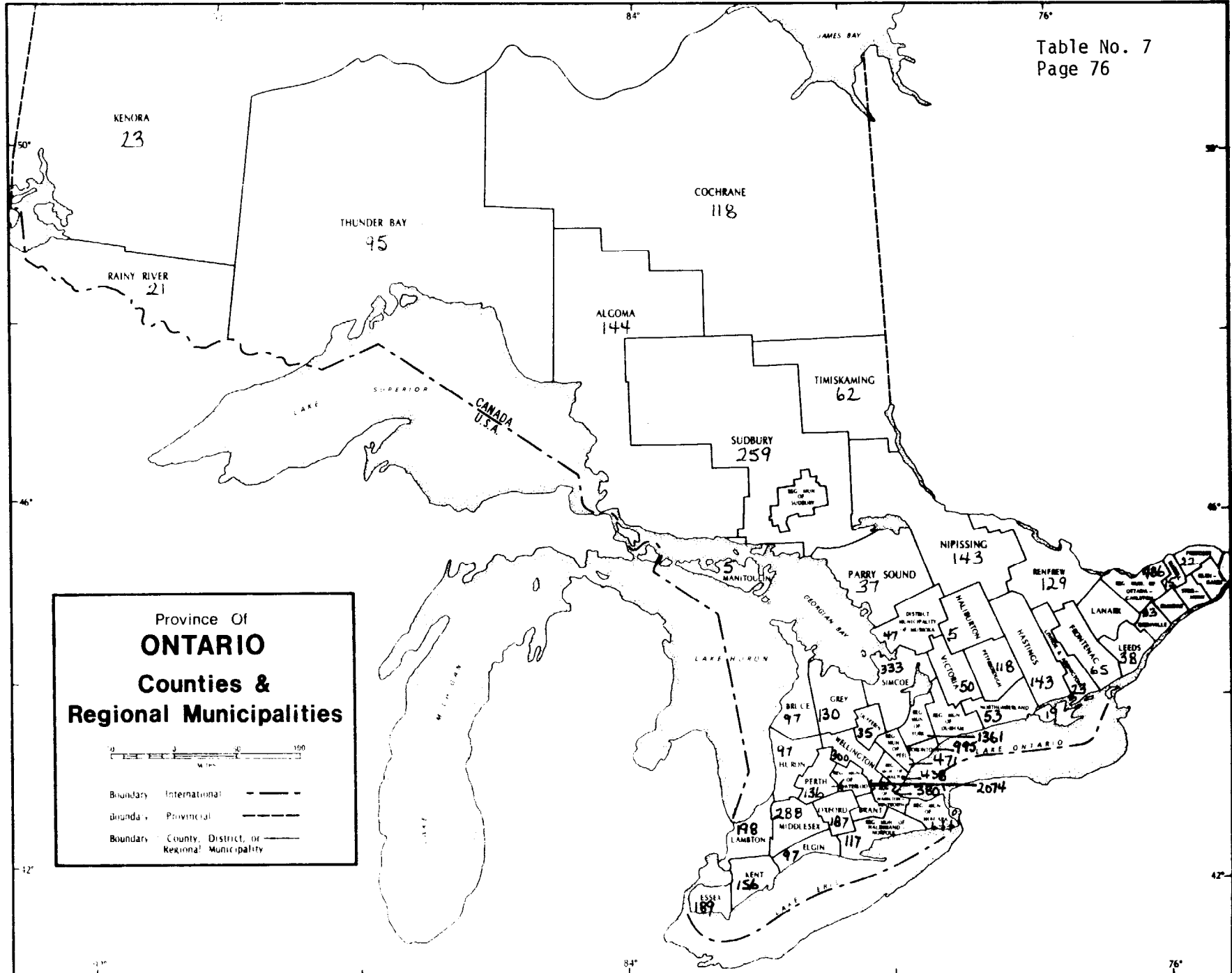
	1968	1969	1970	1971	1972	1973	1974	1975	1976	1977	1978	TOTAL
<u>MASTER OF PHILOSOPHY</u>												
Statistics							1		1		1	3
<u>MASTER OF SCIENCE</u>												
Biology	6	8	19	12	10	14	6	17	17	15	21	145
Chemistry	7	12	19	22	7	9	5	9	12	5	11	118
Earth Sciences						2	11	16	8	19	6	62
Kinesiology							3	8	9	10	11	41
Physics	15	16	13	33	9	15	11	3	10	9	9	143
Physiological Optics							1	3		2	1	7
<u>DOCTOR OF PHILOSOPHY</u>												
Applied Mathematics							4		2	1	6	13
Biology	1	8	7	7	6	9	5	6	3	10	3	65
Chemical Engineering	2	5	9	5	11	14	8	9	10	10	5	88
Chemistry	5	13	7	13	11	10	8	10	8	5	8	98
Civil Engineering	8	8	12	12	14	13	12	13	5	6	7	110
Comb. & Optimization							7	2	4	4	3	20
Computer Science							11	9	7	10	5	42
Earth Sciences								1			2	3
Electrical Engineering	5	3	8	11	10	10	10	7	4	8	4	80
Geography						1	1	3	2	2	1	10
German		2	2	1	2	2	2	2	3	3	2	21
History										1	1	2
Human Relations & Counselling St.											1	1
Management Sciences				2	1	1		3	5	1		13
Mathematics	4	8	9	27	18	23						89
Mechanical Engineering	6	8	7	9	10	12	11	5	4	11	7	90
Philosophy			1	3	6	6	5	2	1	2	3	29
Physics	4	3	2	8	7	8	2	15	4	7	4	64
Psychology	9	10	8	18	13	17	11	5	5	8	11	115
Pure Mathematics							1	3	2	7	1	14
Reg. Planning & Resource Dev.		1		1	1	3	2	2	2		3	15

UNIVERSITY OF WATERLOO
DEGREES GRANTED

	1968	1969	1970	1971	1972	1973	1974	1975	1976	1977	1978	TOTAL
<u>DOCTOR OF PHILOSOPHY</u>												
Sociology				1	1			1	1	1		5
Statistics							6	2	4	1	1	14
Systems Design				1	1	4	3	1	2	3	3	18
<u>HONORARY DEGREES</u>												
Doctor of Environmental Studies					1		1		1		1	4
Doctor of Engineering	3	2					1	2	1	1	1	11
Doctor of Laws	1	4	2		1	2	2	3	2	1	2	20
Doctor of Letters	1			1	1	3			1	3		10
Doctor of Mathematics	1	1	1	1	1		1	1		1	1	9
Doctor of Science	1	2	1	1	1	1		1		1	1	10
TOTAL	1200	1456	1803	2015	2373	2526	2969	3034	3032	3137	3245	26,790

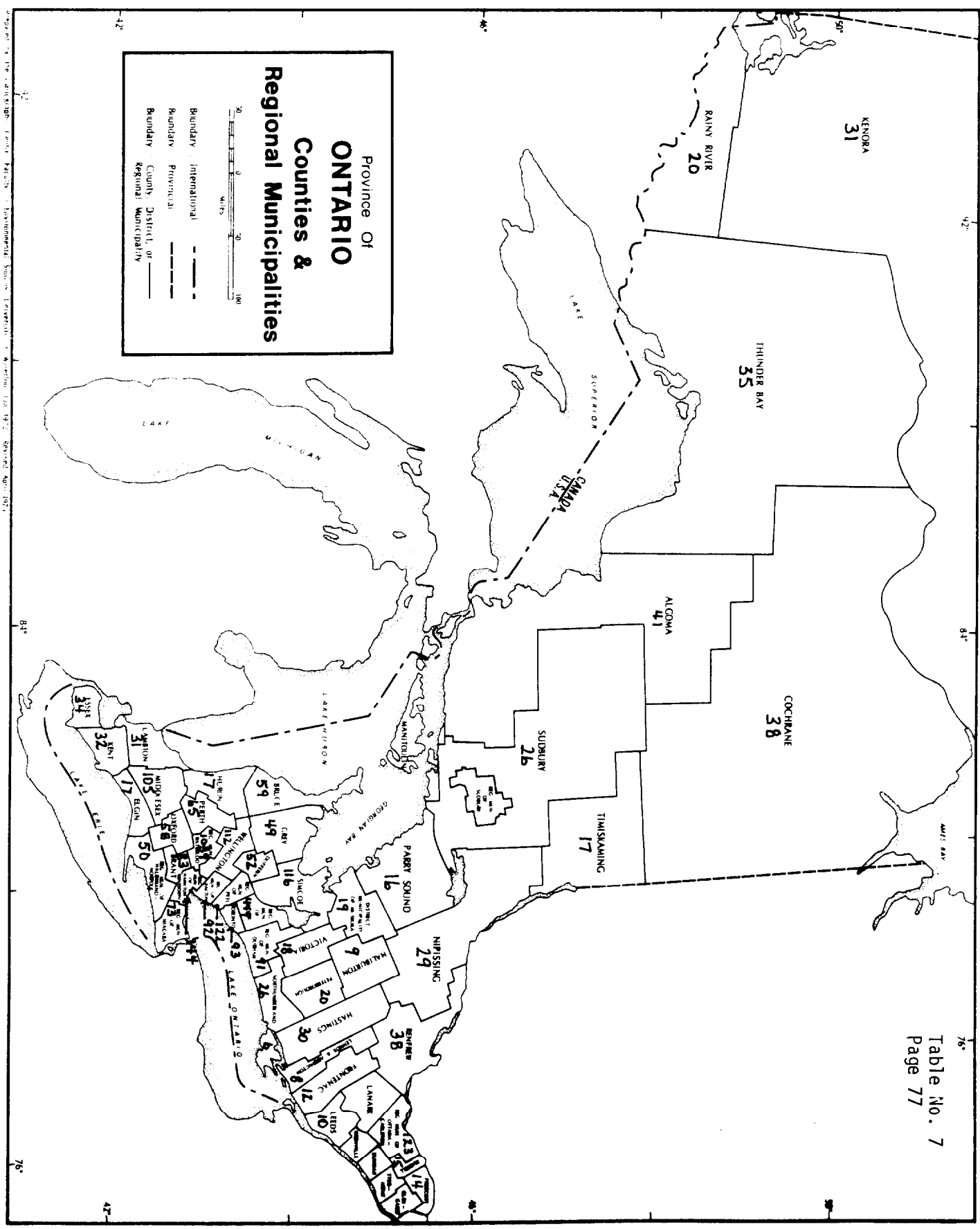
UNDERGRADUATE ENROLMENT OF ONTARIO STUDENTS BY COUNTY BASED ON HOME ADDRESS - FULL TIME

Table No. 7
Page 76



Prepared by the Catalogue Centre, Toronto, for the Statistical Service, Government of Canada, Ottawa, in 1971. Revised April 1972.

Table No. 7
Page 77



UNIVERSITY OF WATERLOO
GEOGRAPHICAL DISTRIBUTION OF UNDERGRADUATE STUDENTS
(BASED ON HOME ADDRESS)

		FAC. OF ARTS		FAC. OF ENV. ST.		FAC. OF ENG.		INTEGRATED STUDIES		FAC. OF MATH.		FAC. OF H.K.&L.S.		FAC. OF SCIENCE		TOTAL		GRAND TOTAL	
		M	F	M	F	M	F	M	F	M	F	M	F	M	F	M	F		
<u>CANADIAN PROVINCES OR TERRITORIES</u>																			
ALBERTA	F.T.	7	6	2	6	15		1	1	9	5	1	4	23	4	58	26	84	
	P.T.	15	24			3	1			8	3			17	8	43	36	79	
BRITISH COLUMBIA	F.T.	8	2	3	5	22	1	1		4	1	1	7	13	3	52	19	71	
	P.T.	37	24	1	1	1				14	3	1	1	18	4	72	33	105	
MANITOBA	F.T.	1	3		1	13	1		1	6	2	1	2	6	1	27	11	38	
	P.T.	15	20	2						7	1			17	6	41	27	68	
NEW BRUNSWICK	F.T.	1	1	1		2				2		2	3	12	4	20	8	28	
	P.T.	9	14							1	1			2	3	12	18	30	
NEWFOUNDLAND	F.T.	1				2	1				1			3	1	6	3	9	
	P.T.	7	6			1								2	1	10	7	17	
N.W. TERRITORIES	F.T.									1		1				2		2	
	P.T.	14	18	1						1	1			1	2	17	21	38	
NOVA SCOTIA	F.T.	2	2	2	2	9	1		1	5	3		1	4		22	10	32	
	P.T.	8	3							4	1			3	3	15	7	22	
ONTARIO	F.T.	1016	1285	803	399	2407	124	46	26	1863	851	351	675	1236	381	7722	3751	11473	
	P.T.	814	1747	37	18	59	3	1		306	119	15	29	325	134	1557	2050	3607	
PRINCE EDWARD IS.	F.T.		1			1								1		2	1	3	
	P.T.	1	1								1					1	2	3	
QUEBEC	F.T.	10	12	11	8	57	9	1		32	24	1	10	21	6	133	69	202	
	P.T.	25	33							11	2		1	10	4	46	40	86	
SASKATCHEWAN	F.T.	5	3	2		3				3	2	1	2	20	8	34	15	49	
	P.T.	9	8			1				2	1			1	1	13	10	23	

UNIVERSITY OF WATERLOO
GEOGRAPHICAL DISTRIBUTION OF UNDERGRADUATE STUDENTS
(BASED ON HOME ADDRESS)

		FAC. OF ARTS		FAC. OF ENV. ST.		FAC. OF ENG.		INTEGRATED STUDIES		FAC. OF MATH.		FAC. OF H.K.&L.S.		FAC. OF SCIENCE		TOTAL		GRAND TOTAL	
		M	F	M	F	M	F	M	F	M	F	M	F	M	F	M	F		
<u>CANADIAN PROVINCES OR TERRITORIES</u>																			
YUKON	F.T.																		1
	P.T.	1	5							1			1	1	2	7			9
	F.T.	1051	1325	824	421	2531	137	49	29	1925	889	359	704	1339	409	8078	3914		11992
	P.T.	955	1903	41	19	65	4	1		354	134	16	31	397	167	1829	2258		4087

UNIVERSITY OF WATERLOO
GEOGRAPHICAL DISTRIBUTION OF UNDERGRADUATE STUDENTS
(BASED ON HOME ADDRESS)

		FAC. OF ARTS		FAC. OF ENV. ST.		FAC. OF ENG.		INTEGRATED STUDIES		FAC. OF MATH.		FAC. OF H.K.&L.S.		FAC. OF SCIENCE		TOTAL		GRAND TOTAL	
		M	F	M	F	M	F	M	F	M	F	M	F	M	F	M	F		
<u>OTHER COUNTRIES</u>																			
AUSTRALIA	F.T.	1			1					1				1	1	3	2	5	
AUSTRIA	F.T.		1														1	1	
BAHAMAS	F.T.	3	1										2		4	3	7		
BARBADOS	F.T.		2			2				1					3	2	5		
BERMUDA	F.T.	1				1				1			1		3	1	4		
	P.T.		1													1	1		
BRAZIL	F.T.		1			1							1		1	2	3		
BULGARIA	F.T.	1				1									2		2		
CAMBODIA	F.T.									1					1		1		
CEYLON	F.T.					3				2			1		6		6		
CHILE	F.T.									1			1		1	1	2		
CHINA, MAINLAND	F.T.	2	3			6				7	1		1	2	16	6	22		
CHINA, TAIWAN	F.T.	2	2		2					6	4		6	1	16	7	23		
CYPRUS	F.T.	1	1								1		4		5	2	7		
CZECHOSLOVAKIA	F.T.	1	6	1		1				2			2	1	7	8	15		
DENMARK	F.T.					1		1		1					3		3		
EGYPT	F.T.	1	1			1				1	1		1		4	2	6		
ETHIOPIA	F.T.									1			1		2		2		
FINLAND	F.T.				1	1									1	1	2		

UNIVERSITY OF WATERLOO
GEOGRAPHICAL DISTRIBUTION OF UNDERGRADUATE STUDENTS
(BASED ON HOME ADDRESS)

		FAC. OF ARTS		FAC. OF ENV. ST.		FAC. OF ENG.		INTEGRATED STUDIES		FAC. OF MATH.		FAC. OF H.K.&L.S.		FAC. OF SCIENCE		TOTAL		GRAND TOTAL
		M	F	M	F	M	F	M	F	M	F	M	F	M	F			
<u>OTHER COUNTRIES</u>																		
FRANCE	F.T.	1	2							1					2	2		4
GERMANY, EAST	F.T.												1				1	1
GERMANY, WEST	F.T.	4	8			1				2			6		13	8		21
GHANA	F.T.	3								1			1		5			5
GREECE	F.T.	10	8			2							4		16	8		24
GREENLAND	F.T.												1		1			1
GUYANA	F.T.	4	3	1	1	5				5	4		8	1	23	9		32
HONG KONG	F.T.	12	21	4	3	16	1			86	31		19	6	137	62		199
INDIA	F.T.		3		1	11				6			4		21	4		25
INDONESIA	F.T.		2		1					3	2		1	2	4	7		11
IRAN	F.T.		2			2				1	1		4	1	7	4		11
IRELAND/EIRE	F.T.		1		2	4							1	1	5	4		9
ITALY	F.T.	5	2	3		4				2		1	3	18	2			20
JAMAICA	F.T.	5	6	1		4				4	4		1	1	15	11		26
JAPAN	F.T.					1					1				1	1		2
KENYA	F.T.		1			1				1					2	1		3
KOREA, NORTH	F.T.					3				1					4			4
KOREA, SOUTH	F.T.					4				2	4		1		7	4		11

UNIVERSITY OF WATERLOO
GEOGRAPHICAL DISTRIBUTION OF UNDERGRADUATE STUDENTS
(BASED ON HOME ADDRESS)

		FAC. OF ARTS		FAC. OF ENV. ST.		FAC. OF ENG.		INTEGRATED STUDIES		FAC. OF MATH.		FAC. OF H.K.&L.S.		FAC. OF SCIENCE		TOTAL		GRAND TOTAL
		M	F	M	F	M	F	M	F	M	F	M	F	M	F	M	F	
<u>OTHER COUNTRIES</u>																		
LAOS	F.T.		1														1	1
MALAWI	F.T.					4											4	4
MALAYSIA	F.T.	3	3	1	2	2				4	1			2		12	6	18
MALTA	F.T.					1						1				1	1	2
MEXICO	F.T.		1														1	1
	P.T.		1														1	1
MONACO	F.T.									1	1					1	1	2
NEPAL	F.T.												1			1		1
NETHERLANDS	F.T.	2	3			3						1	2			6	5	11
NEW ZEALAND	F.T.													1		1		1
NIGERIA	F.T.	3	2	4	1	2				1	1	1	2	4	2	15	8	23
NORWAY	F.T.				1								1				2	2
PAKISTAN	F.T.	1	1	1	1	3	1					1	2			8	3	11
PERU	F.T.					2										2		2
PHILIPPINES	F.T.									1						1		1
POLAND	F.T.			2	1						1	1	2			3	4	7
	P.T.		1														1	1
PORTUGAL	F.T.	1	2	1	1	2						1	1	1		6	4	10
RHODESIA	F.T.		1	2		1										3	1	4
RUMANIA	F.T.			2		2										4		4

UNIVERSITY OF WATERLOO
GEOGRAPHICAL DISTRIBUTION OF UNDERGRADUATE STUDENTS
(BASED ON HOME ADDRESS)

		FAC. OF ARTS		FAC. OF ENV. ST.		FAC. OF ENG.		INTEGRATED STUDIES		FAC. OF MATH.		FAC. OF H.K.&L.S.		FAC. OF SCIENCE		TOTAL		GRAND TOTAL
		M	F	M	F	M	F	M	F	M	F	M	F	M	F	M	F	
<u>OTHER COUNTRIES</u>																		
SINGAPORE	F.T.		1							1						1	1	2
ST. LUCIA	F.T.		1									1	1			1	2	3
SOUTH AFRICA	F.T.			2		2						1	1			5	1	6
SPAIN	F.T.			1						1			= 1			2	1	3
SWEDEN	F.T.													1			1	1
TANZANIA	F.T.	2	1	3		2				1				1		9	1	10
TRINIDAD/TOBAGO	F.T.	2	2	4	3	10				1	5	2	2	5	1	23	13	37
TURKEY	F.T.			1		1						1				3		3
UGANDA	F.T.			1		6										7		7
UNCLASSIFIED	F.T.	18	12	4	6	8				29	12	3	4	16	9	78	43	121
	P.T.	12	13							2	1	1		6	1	21	15	36
UNITED KINGDOM	F.T.	10	6	10	5	22	5			17	6	6	15	6	2	71	39	110
UNITED STATES	F.T.	5	6	12	1	23	2	2	2	8	10	6	13	4	2	60	36	96
	P.T.	1	1											1		2	1	3
VENEZUELA	F.T.	1						1					1			2	1	3
VIETNAM, SOUTH	F.T.					3								1		4		4
YUGOSLAVIA	F.T.			1	1	1					1	1	2			3	4	7
TOTAL	F.T.	105	120	62	35	180	9	4	2	208	91	27	49	115	40	701	346	1047
TOTAL	P.T.	13	17							2	1	1		7	1	23	19	42
TOTAL UNDERGRAD	F.T.	1156	1445	886	456	2711	146	53	31	2133	980	386	753	1454	449	8779	4260	13039
TOTAL UNDERGRAD	P.T.	968	1920	41	19	65	4	1		356	135	17	31	404	168	1852	2277	4129