




UNIVERSITY OF WATERLOO
STUDENT STATISTICAL INFORMATION
1979 - 1980

PREPARED BY THE OFFICE OF THE REGISTRAR
WITH THE CO-OPERATION OF THE GRADUATE STUDIES OFFICE

UNIVERSITY OF WATERLOO
STUDENT STATISTICAL INFORMATION

I am pleased to submit statistical information for the University of Waterloo and its Federated and Affiliated Institutions. The forms used are as follows:

TABLE NO. 1	- 1979/80 SUMMARY OF ENROLMENT	Page 1
TABLE NO. 2	- 1979/80 DISTRIBUTION OF TOTAL ENROLMENT	Page 2-6
TABLE NO. 3	- DISTRIBUTION OF FULL-TIME ENROLMENT - MALE AND FEMALE BY MAJOR CATEGORIES, 1970-1979	Page 7-13
TABLE NO. 4	- DISTRIBUTION OF FULL-TIME ENROLMENT, 1970-1979	Page 14-28
TABLE NO. 5	- DISTRIBUTION OF YEAR I CONFIRMED STUDENTS BY GRADE 13 ADMISSION AVERAGE - COMPARISON 1974/75 TO 1979/80	Page 29-35
TABLE NO. 6	- 1979/80 UNDERGRADUATE ENROLMENT IN REGULAR, HONOURS AND GENERAL PROGRAMMES	Page 36-72
TABLE NO. 7	- 1969-1979 DEGREES GRANTED	Page 73-83
TABLE NO. 8	- 1978/79 GEOGRAPHICAL DISTRIBUTION OF UNDERGRADUATE STUDENTS	Page 84-90
TABLE NO. 9	- COMPARISON OF FOREIGN UNDERGRADUATE STUDENTS ON STUDENT AUTHORIZATION (STUDENT VISA) BY COUNTRY OF CITIZENSHIP	Page 91-92
TABLE NO. 10	- 1977/78 UNDERGRADUATE STUDENT FINANCIAL AID	Page 93
	- 1978/79 UNDERGRADUATE STUDENT FINANCIAL AID	Page 94



C.T. Boyes,
Registrar.

March 17, 1980.

SUMMARY OF ENROLMENT 1979/80
(including Church Colleges & Off-Campus Students)

Table No. 1
November 1, 1979
Page 1

Faculty	Full-Time			Part-Time			Grand Total
	Undergraduate	Graduate	Total	Undergraduate	Graduate	Total	
Arts	2,528	333	2,861	3,170	127	3,297	6,158
Engineering	2,995	258	3,253	59	236	295	3,548
Environmental Studies	1,328	108	1,436	83	48	131	1,567
Integrated Studies	86	-	86	1	-	1	87
Mathematics	3,271	152	3,423	500	134	634	4,057
H.K. & L.S.	1,090	60	1,150	69	21	90	1,240
Science	1,865	190	2,055	615	39	654	2,709
TOTAL UNIVERSITY	13,163	1,101	14,264	4,497	605	5,102	19,366
Increase or Decrease from 1978/79 to 1979/80	+ 90	- 46	+ 44	+ 380	- 14	+ 366	+ 410
Increase or Decrease from 1977/78 to 1978/79	+ 10	- 77	- 67	+ 403	- 47	+ 356	+ 289
Increase or Decrease from 1976/77 to 1977/78	- 135	- 150	- 285	+ 521	- 54	+ 467	+ 182
Increase or Decrease from 1975/76 to 1976/77	+ 484	- 43	+ 441	+ 570	- 28	+ 542	+ 983
Increase or Decrease from 1974/75 to 1975/76	+ 559	+ 150	+ 709	+ 171	+ 95	+ 266	+ 975
Increase or Decrease from 1973/74 to 1974/75	+ 424	+ 32	+ 456	+ 365	+ 50	+ 415	+ 871
% Change from 1978/79 to 1979/80	+ 0.7	- 4.0	+ 0.3	+ 9.2	- 2.3	+ 7.7	+ 2.2
% Change from 1977/78 to 1978/79	-	- 6.3	- 0.5	+10.9	- 7.1	+ 8.1	+ 1.6
% Change from 1976/77 to 1977/78	- 1.0	-10.9	- 2.0	+16.3	- 7.5	+11.9	+ 1.0
% Change from 1975/76 to 1976/77	+ 3.8	- 3.0	+ 3.1	+21.7	- 3.7	+16.1	+ 5.6
% Change from 1974/75 to 1975/76	+ 4.6	+11.8	+ 5.3	+ 7.0	+14.5	+ 8.6	+ 5.9
% Change from 1973/74 to 1974/75	+ 3.6	+ 2.6	+ 3.5	+17.5	+ 8.3	+15.4	+ 5.6



UNIVERSITY OF WATERLOO
DISTRIBUTION OF TOTAL ENROLMENT
UNDERGRADUATE STUDENTS

Table No. 2
 November 1, 1979
 Page 2

FACULTY AND PROGRAMME	FULL-TIME STUDENTS										ALL YEARS		PT. TIME STUDENTS		FULL-TIME MAKE-UP POST-DEGREE OR NON-DEGREE		ALL STUDENTS		FACULTY TOTAL	
	I		II		III		IV		V		M	F	M	F	M	F	M	F		
	M	F	M	F	M	F	M	F	M	F										
FACULTY OF ARTS																				
UNIVERSITY																				
- General	321	414	141	160								593	734	590	1077			1183	1811	
- Hons.-Regular			100	131	71	97	73	79				244	307	27	53			271	360	
- Hons.-Co-op			34	35	32	37	7	8				73	80					73	80	
- Non-Degree														424	735	32	34	456	769	
ST. JEROME'S																				
- General	46	44	17	16	31	24						94	84	21	89			115	173	
- Honours			10	27	19	23	17	20				46	70	1	6			47	76	
- Hons.-Co-op			1	3	2	1						3	4					3	4	
- Non-Degree														32	77	3	1	35	78	
RENISON																				
- General	6	34	8	31	5	24						19	89	6	19			25	108	
- Honours	1	4	3	4	1	3	1					6	11					6	11	
- Non-Degree														3	10		1	3	11	
TOTAL	374	496	314	407	292	369	98	107				1078	1379	1104	2066	35	36	2217	3481	5,698
FACULTY OF ENGINEERING																				
On Campus	656	52	683	33	287	18	216	4				1842	107	52	7	19	3	1913	117	
Off Campus			239	24	490	40	217	14				946	78					946	78	
TOTAL	656	52	922	57	777	58	433	18				2788	185	52	7	19	3	2859	195	3,054

UNIVERSITY OF WATERLOO
DISTRIBUTION OF TOTAL ENROLMENT
UNDERGRADUATE STUDENTS

Table No. 2
 November 1, 1979
 Page 3

FACULTY AND PROGRAMME	FULL-TIME STUDENTS										ALL YEARS		PT. TIME STUDENTS		FULL-TIME MAKE-UP POST-DEGREE OR NON-DEGREE		ALL STUDENTS		FACULTY TOTAL	
	I		II		III		IV		V		M	F	M	F	M	F	M	F		
<u>FACULTY OF ENVIRONMENTAL STUDIES</u>																				
UNIVERSITY																				
Co-op-On Campus			44	27	47	16	29	10			120	53	16	9			136	62		
-Off Campus					35	24	12	10	25	3	72	37					72	37		
Regular-General	8	2	26	10	38	19					72	31	7	7			79	38		
-Honours	226	136	146	100	98	67	98	56			568	359	14	6			582	365		
-Non-Degree													16	8	10	3	26	11		
ST. JEROME'S																				
-Honours							1	2			1	2					1	2		
TOTAL	234	138	216	137	218	126	140	78	25	3	833	482	53	30	10	3	896	515	1,411	
<u>INTEGRATED STUDIES</u>																				
-Special Programme	17	17	22	8	11	11					50	36		1			50	37	87	
TOTAL	17	17	22	8	11	11					50	36		1			50	37	87	
<u>FACULTY OF MATHEMATICS</u>																				
UNIVERSITY																				
On Campus																				
-General	51	40	120	89	79	53	67	38			317	220					317	220		
-Honours	395	221	169	67	45	17	56	12			665	317					665	317		
Off Campus																				
-General			64	47	100	94	40	28			204	169					204	169		
-Honours			123	38	95	20	38	17			256	75					256	75		
Regular-General	50	26	109	66	122	56	72	32			353	180	113	63			466	243		
-Honours	124	66	81	20	56	23	39	25			300	134	37	21			337	155		
-Non-Degree													75	28	5	1	80	29		

UNIVERSITY OF WATERLOO
DISTRIBUTION OF TOTAL ENROLMENT
UNDERGRADUATE STUDENTS

Table No. 2
 November 1, 1979
 Page 4

<u>FACULTY AND PROGRAMME</u>	<u>FULL-TIME STUDENTS</u>										<u>FULL-TIME MAKE-UP POST-DEGREE OR NON-DEGREE</u>				<u>ALL STUDENTS</u>		<u>FACULTY TOTAL</u>		
	<u>I</u>		<u>II</u>		<u>III</u>		<u>IV</u>		<u>V</u>		<u>ALL YEARS</u>		<u>PT. TIME STUDENTS</u>		<u>NON-DEGREE</u>			<u>M</u>	<u>F</u>
	<u>M</u>	<u>F</u>	<u>M</u>	<u>F</u>	<u>M</u>	<u>F</u>	<u>M</u>	<u>F</u>	<u>M</u>	<u>F</u>	<u>M</u>	<u>F</u>	<u>M</u>	<u>F</u>	<u>M</u>	<u>F</u>	<u>M</u>	<u>F</u>	
<u>FACULTY OF MATHEMATICS</u>																			
ST. JEROME'S																			
- General		1	7	5	8	3	2	1			17	10		1			17	11	
- Honours	13	10	8	1	5	4	4	3			30	18					30	18	
Post-Degree													123	39			123	39	
TOTAL	633	364	681	333	510	270	318	156			2142	1123	348	152	5	1	2495	1276	3,771
<u>FACULTY OF HUMAN KINETICS & LEISURE STUDIES</u>																			
Co-op-On Campus	43	140	19	93	25	51	7	23			94	307	11	24			105	331	
-Off Campus			1	1	19	42	11	27			31	70					31	70	
Regular	46	94	50	108	49	92	40	103			185	397	2	15			187	412	
Non-Degree													7	10	2	4	9	14	
TOTAL	89	234	70	202	93	185	58	153			310	774	20	49	2	4	332	827	1,159
<u>FACULTY OF SCIENCE</u>																			
Regular-General	272	117	96	37	99	29	33	3			500	186	231	88			731	274	
-Honours			79	49	78	31	86	33			243	113	28	11			271	124	
-Non-Degree													72	40	17	4	89	44	
Optometry			35	25	41	19	43	15	42	16	161	75					161	75	
Co-op-On Campus	116	54	113	43	43	15	51	12			323	124					323	124	
-Off Campus			32	7	62	18					94	25					94	25	
Post-Degree													103	42			103	42	
TOTAL	388	171	355	161	323	112	213	63	42		1321	523	434	181	17	4	1772	708	2,480
GRAND TOTAL	2391	1472	2580	1305	2224	1131	1260	575	67	19	8522	4502	2011	2486	88	51	10621	7039	17,660

UNIVERSITY OF WATERLOO
GRADUATE ENROLMENT

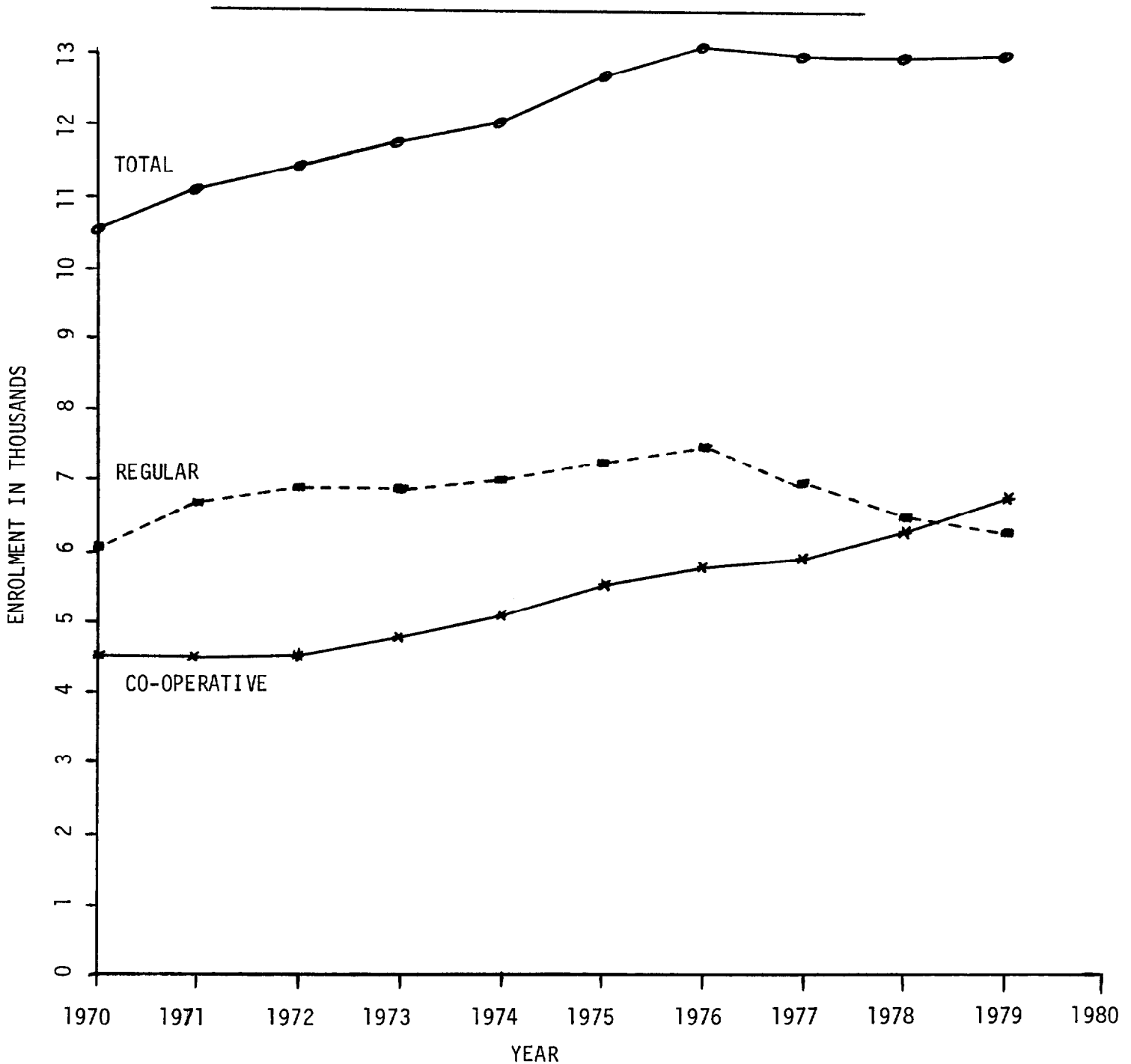
	Non-Deg.-U		Qualifying		TOTAL		Non-Deg.-G		Masters		M.Phil/Dipl		1 of 3yr PhD.		Ph.D.		Totals		Dept.	Faculty	
	FT	PT	FT	PT	FT	PT	Total	FT	PT	FT	PT	FT	PT	FT	PT	FT	PT	FT	PT	Total	
<u>ARTS</u>																					
Economics										13	2							13	2	15	
English			1	4	1	4	5		2	40	27	10	4					50	33	83	
French										4	2							4	2	6	
German										10	1					8	4	18	5	23	
History						1	1			28	10	2	4			8	5	38	19	57	
HRCS																4	3	4	3	7	
Philosophy			1		1		1			14	2	1				20	5	35	7	42	
Pol. Sci.			1		1		1			18	2							18	2	20	
Psychology								1	4	35	8			14		56	28	106	40	146	
Russian										8								8		8	
Sociology										19	5					17	4	36	9	45	
			3	5	3	5	8	1	6	189	59	13	8	14		113	49	330	122	452	
<u>ENGINEERING</u>																					
Chemical			1		1		1	2	3	8 ¹⁵	22 ¹⁵					20	2	30	27	57	
Civil			1		1		1	1	1	34 ³⁵	27 ²⁸	1				18	3	54	31	85	
Electrical			2		2		2		2	28	15 ¹⁷					25	4	53	21	74	
Mgmt. Sci.									3	18	78 ⁸¹					9	7	27	88	115	
Mechanical			1		1		1	1	7	34 ³⁵	48 ⁵⁵					18	8	53	63	116	
Sys. Design			1		1		1	1		16 ¹¹	2					18	4	35	6	41	
			6		6		6	5	16	138	192	1				108	28	252	236	488	
										143	208										
<u>ENVIRONMENTAL STUDIES</u>																					
Geography										32	16					11	4	43	20	63	
Planning			2		2		2	1		48	20			1		13	8	63	28	91	
			2		2		2	1		80	36			1		24	12	106	48	154	

UNIVERSITY OF WATERLOO
GRADUATE ENROLMENT

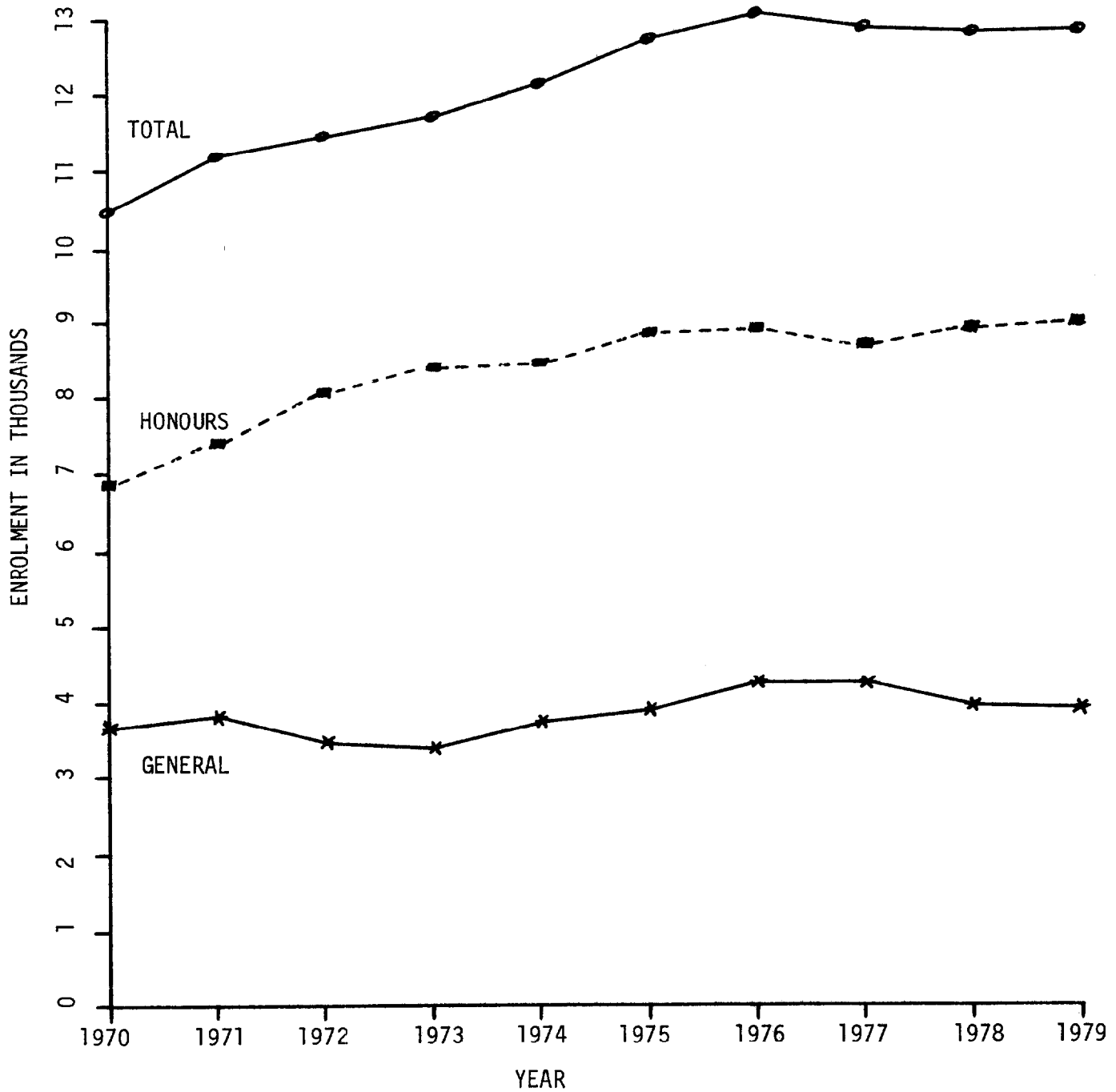
	Non-Deg.-U		Qualifying		TOTAL			Non-Deg.-G. Masters				M.Phil/Dipl		1 of 3yr Ph.D.		Ph.D.		Totals		Dept.	Faculty
	FT	PT	FT	PT	FT	PT	Total	FT	PT	FT	PT	FT	PT	FT	PT	FT	PT	FT	PT	Totals	Total
<u>H.K. & L.S.</u>																					
Health Studies										9	2							9	2	11	
Kinesiology								1		29	5				10	1		39	7	46	
Recreation										12	12							12	12	24	
<hr/>																					
								1		50	19				10	1		60	21		81
<u>MATHEMATICS</u>																					
Actuarial		4			4	4		48										48		48	
Applied									6	1		4		7			17	1	18		18
Comp. Sci.			3	1	3	1	4	1	1	47 ¹⁴	16 ¹⁷			20	10		68	27	95		95
C & O									7					20	6		27	6	33		33
Mathematics								1			36	1					1	37	38		38
Pure									4					8			12		12		12
Statistics			2		2	2			14	7				8	3		22	10	32		32
<hr/>																					
	4	5	1		5	5	10	1	50	78	60	5		63	19		147	129			276
<u>SCIENCE</u>																					
Biology			1	1	1	1	2		2	42	3			25			68	5	73		73
Chemistry									2	20	5			25	3		47	10	57		57
Earth								2		33	12			6	2		41	14	55		55
Optometry										2	4						2	4	6		6
Physics								1		12	3			19	1		31	5	36		36
<hr/>																					
		1	1		1	1	2	2	5	109	27		3	75	6		189	38			227
<hr/>																					
GRAND TOTAL	4	17	7		17	11	28	10	78	644	393	19	8	18	393	115	1084	594			1,678



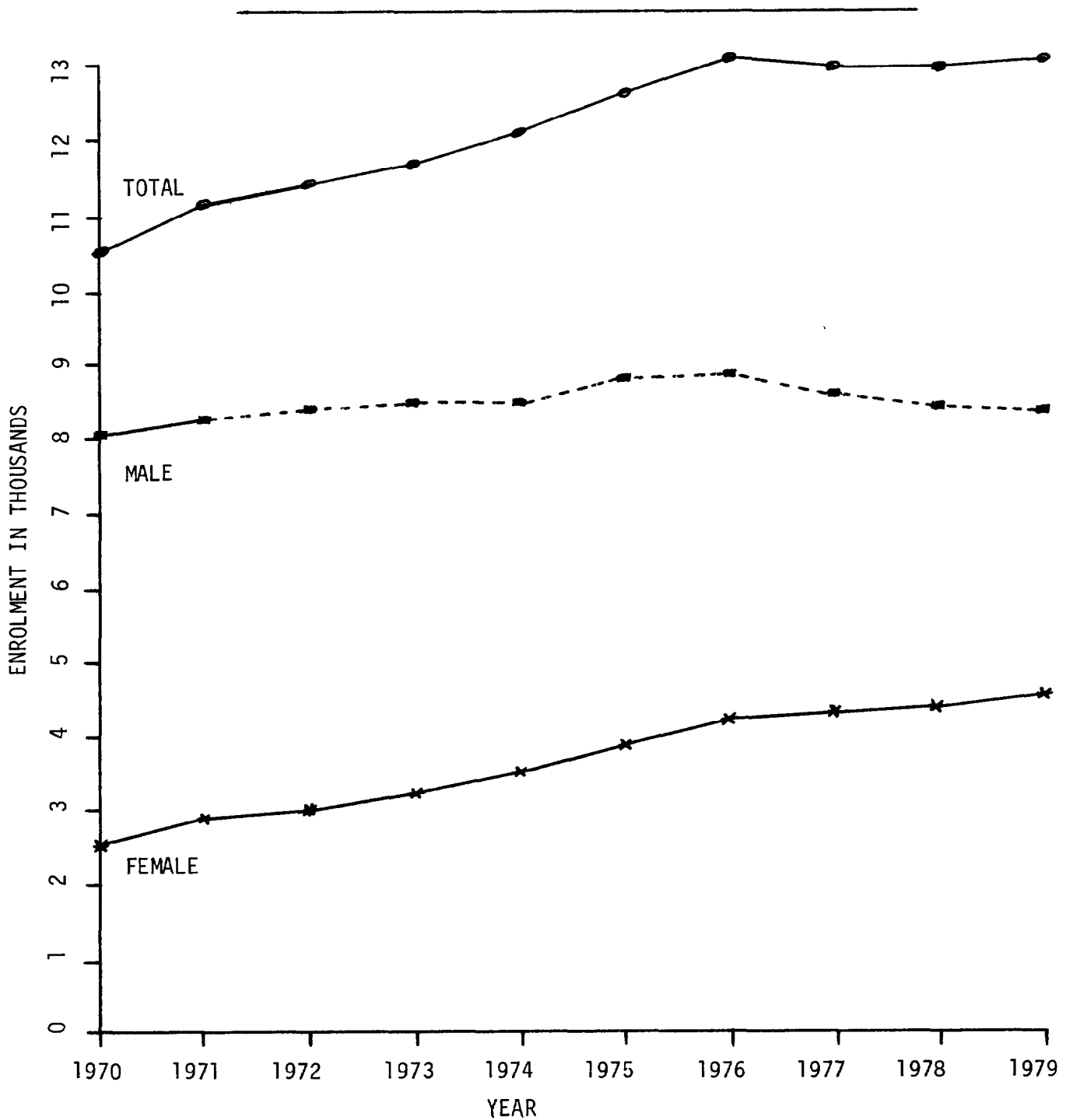
UNIVERSITY OF WATERLOO
(Including Church Colleges and Off-Campus Students)
FULL TIME UNDERGRADUATE ENROLMENT
COMPARING CO-OPERATIVE & REGULAR PROGRAMME TO
TOTAL ENROLMENT
1970 TO 1979



UNIVERSITY OF WATERLOO
(Including Church Colleges and Off-Campus Students)
FULL TIME UNDERGRADUATE ENROLMENT
COMPARING HONOURS & GENERAL PROGRAMME TO
TOTAL ENROLMENT
1970 TO 1979



UNIVERSITY OF WATERLOO
(Including Church Colleges and Off-Campus Students)
FULL TIME UNDERGRADUATE ENROLMENT
COMPARING MALE & FEMALE STUDENTS TO
TOTAL ENROLMENT
1970 TO 1979



UNIVERSITY OF WATERLOO
(Including Church Colleges and Off-Campus Students)

Distribution of Full-Time Undergraduate Students - Regular Programmes

Number of Students	Fall 1970		Fall 1971		Fall 1972		Fall 1973		Fall 1974		Fall 1975		Fall 1976		Fall 1977		Fall 1978		Fall 1979	
	M	F	M	F	M	F	M	F	M	F	M	F	M	F	M	F	M	F	M	F
Arts	1305	1228	1282	1354	1260	1252	1189	1268	1253	1441	1194	1483	1265	1572	1128	1427	1080	1316	1005	1299
Engineering	-	-	-	-	-	-	-	-	-	-	-	-	-	-	-	-	-	-	-	-
Environmental Studies	605	140	639	195	642	247	703	280	709	311	800	375	715	386	660	378	627	390	641	392
Integrated Studies	58	22	53	24	61	24	55	26	52	28	53	27	47	28	53	31	41	23	50	36
Mathematics	954	380	1026	453	1027	458	966	402	803	371	873	355	930	395	873	369	803	373	700	342
H.K. & L.S.	97	77	163	173	248	285	268	296	249	339	274	351	224	366	210	378	207	418	185	397
Science	<u>1062</u>	<u>140</u>	<u>1188</u>	<u>175</u>	<u>1220</u>	<u>235</u>	<u>1185</u>	<u>269</u>	<u>1170</u>	<u>299</u>	<u>1152</u>	<u>321</u>	<u>1152</u>	<u>346</u>	<u>1098</u>	<u>353</u>	<u>940</u>	<u>326</u>	<u>904</u>	<u>374</u>
TOTAL	4081	1987	4351	2374	4458	2501	4366	2541	4263	2789	4346	2912	4333	3093	4022	2936	3698	2846	3485	2840
TOTAL F.T. UNDERGRADUATES	8064	2509	8264	2926	8439	3062	8558	3212	8575	3580	8859	3855	8978	4220	8727	4243	8580	4359	8522	4502
<u>% of Students</u>																				
Arts	51.5	48.5	48.6	51.4	50.2	49.8	48.4	51.6	46.5	53.5	44.6	55.4	44.6	55.4	44.1	55.9	45.1	54.9	43.6	56.4
Engineering	-	-	-	-	-	-	-	-	-	-	-	-	-	-	-	-	-	-	-	-
Environmental Studies	81.2	18.8	76.6	23.4	72.2	27.8	71.5	28.5	69.5	30.5	67.9	32.1	64.9	35.1	63.6	36.4	61.7	38.3	62.1	37.9
Integrated Studies	72.5	27.5	68.8	31.2	71.8	28.2	67.9	32.1	65.0	35.0	66.3	33.7	62.7	37.3	63.1	36.9	64.1	35.9	58.1	41.9
Mathematics	71.5	28.5	69.4	30.6	69.2	30.8	70.6	29.4	69.1	30.9	71.1	28.9	70.2	29.8	70.3	29.7	68.3	31.7	67.2	32.8
H.K. & L.S.	55.7	44.3	48.5	51.5	46.5	53.5	47.5	52.5	42.3	57.7	43.8	56.2	38.0	62.0	35.7	64.3	33.1	66.9	31.8	68.2
Science	<u>88.4</u>	<u>11.6</u>	<u>87.2</u>	<u>12.8</u>	<u>83.8</u>	<u>16.2</u>	<u>81.5</u>	<u>18.5</u>	<u>79.6</u>	<u>20.4</u>	<u>78.2</u>	<u>21.8</u>	<u>76.9</u>	<u>23.1</u>	<u>75.7</u>	<u>24.3</u>	<u>74.3</u>	<u>25.7</u>	<u>70.7</u>	<u>29.3</u>
TOTAL	67.3	32.7	64.7	35.3	64.1	35.9	63.2	36.8	60.5	39.5	59.9	40.1	58.3	41.7	57.8	42.2	56.5	43.5	55.1	44.9
% OF TOTAL	50.6	79.2	52.7	81.1	52.8	81.7	51.0	79.1	49.7	77.9	49.1	75.6	48.3	73.3	46.1	69.2	43.1	65.3	40.9	63.1

Table No. 3
Page 11

UNIVERSITY OF WATERLOO
(Including Church Colleges and Off-Campus Students)

Distribution of Full-Time Undergraduate Students - Co-operative Programmes

Number of Students	Fall 1970		Fall 1971		Fall 1972		Fall 1973		Fall 1974		Fall 1975		Fall 1976		Fall 1977		Fall 1978		Fall 1979	
	M	F	M	F	M	F	M	F	M	F	M	F	M	F	M	F	M	F	M	F
Arts	-	-	-	-	-	-	-	-	-	-	3	5	13	11	17	21	48	57	73	80
Engineering	2616	11	2575	18	2616	27	2650	32	2645	69	2652	88	2653	120	2702	145	2745	185	2788	185
Environmental Studies	104	18	136	13	173	18	203	29	188	29	185	32	215	53	216	72	202	88	192	90
Integrated Studies	-	-	-	-	-	-	-	-	-	-	-	-	-	-	-	-	-	-	-	-
Mathematics	710	241	693	254	776	259	886	315	1027	375	1162	469	1236	531	1249	609	1338	673	1442	781
H.K. & L.S.	262	233	258	250	196	240	173	268	190	279	193	297	171	341	175	370	138	368	125	377
Science	<u>291</u>	<u>19</u>	<u>251</u>	<u>17</u>	<u>220</u>	<u>17</u>	<u>241</u>	<u>27</u>	<u>262</u>	<u>39</u>	<u>318</u>	<u>49</u>	<u>357</u>	<u>71</u>	<u>346</u>	<u>90</u>	<u>411</u>	<u>142</u>	<u>417</u>	<u>149</u>
TOTAL	3983	522	3913	552	3981	561	4153	671	4312	791	4513	940	4645	1127	4705	1307	4882	1513	5037	1662
TOTAL F.T. UNDERGRADUATES	8064	2509	8264	2926	8439	3062	8558	3212	8575	3580	8859	3855	8978	4220	8727	4243	8580	4359	8522	4502
<u>% of Students</u>															44.7	55.3	45.7	54.3	47.7	52.3
Arts	-	-	-	-	-	-	-	-	-	-	-	-	-	-						
Engineering	99.6	.4	99.3	.7	99.0	1.0	98.8	1.2	97.5	2.5	96.8	3.2	95.7	4.3	94.9	5.1	93.7	6.3	93.8	6.2
Environmental Studies	85.2	14.8	91.3	8.7	90.6	9.4	87.5	12.5	86.6	13.4	85.3	14.7	80.2	19.8	75.0	25.0	69.7	30.3	68.1	31.9
Integrated Studies	-	-	-	-	-	-	-	-	-	-	-	-	-	-	-	-	-	-	-	-
Mathematics	74.7	25.3	73.2	26.8	75.0	25.0	73.8	26.2	73.3	26.7	71.2	28.8	69.9	30.1	67.2	32.8	66.5	33.5	64.9	35.1
H.K. & L.S.	52.9	47.1	50.8	49.2	45.0	55.0	39.2	60.8	40.5	59.5	39.4	60.6	33.4	66.6	32.1	67.9	27.3	72.7	24.9	75.1
Science	<u>93.9</u>	<u>6.1</u>	<u>93.7</u>	<u>6.3</u>	<u>92.8</u>	<u>7.2</u>	<u>89.9</u>	<u>10.1</u>	<u>87.0</u>	<u>13.0</u>	<u>86.6</u>	<u>13.4</u>	<u>83.4</u>	<u>16.6</u>	<u>79.4</u>	<u>20.6</u>	<u>74.3</u>	<u>25.7</u>	<u>73.7</u>	<u>26.3</u>
TOTAL	88.4	11.6	87.6	12.4	87.6	12.4	86.1	13.9	84.5	15.5	82.8	17.2	80.5	19.5	78.3	21.7	76.3	23.7	75.2	24.8
TOTAL F.T. UNDERGRADUATES	49.4	20.8	47.4	18.9	47.2	18.3	48.5	20.9	50.3	22.1	50.9	24.4	51.7	26.7	53.9	30.8	56.9	34.7	59.1	36.9

UNIVERSITY OF WATERLOO
(Including Church Colleges and Off-Campus Students)

Distribution of Full-Time Undergraduate Students - Honours Programmes

Number of Students	Fall 1970		Fall 1971		Fall 1972		Fall 1973		Fall 1974		Fall 1975		Fall 1976		Fall 1977		Fall 1978		Fall 1979	
	M	F	M	F	M	F	M	F	M	F	M	F	M	F	M	F	M	F	M	F
Arts	438	315	459	390	402	396	420	404	404	405	445	523	450	541	379	476	416	455	372	472
Engineering	2616	11	2575	18	2616	27	2650	32	2645	69	2652	88	2653	120	2702	145	2745	185	2788	185
Environmental Studies	599	119	630	163	677	226	755	261	748	288	857	362	814	383	768	402	748	426	761	451
Integrated Studies	-	-	-	-	-	-	-	-	-	-	-	-	-	-	-	-	-	-	-	-
Mathematics	1002	285	1065	367	1424	483	1416	475	1312	461	1286	436	1276	486	1157	457	1217	498	1251	544
H.K. & L.S.	359	310	421	423	444	525	439	562	431	613	456	644	389	705	374	745	337	780	297	759
Science	<u>759</u>	<u>85</u>	<u>783</u>	<u>104</u>	<u>722</u>	<u>122</u>	<u>796</u>	<u>166</u>	<u>853</u>	<u>190</u>	<u>871</u>	<u>210</u>	<u>867</u>	<u>247</u>	<u>830</u>	<u>262</u>	<u>838</u>	<u>300</u>	<u>821</u>	<u>337</u>
TOTAL	5773	1125	5933	1465	6285	1779	6476	1900	6393	2026	6567	2263	6449	2482	6210	2487	6301	2644	6290	2748
<u>% of Students</u>																				
Arts	58.2	41.8	54.1	45.9	50.4	49.6	51.0	49.0	49.9	50.1	46.2	53.8	45.4	54.6	44.3	55.7	47.8	52.2	44.1	55.9
Engineering	99.6	.4	99.3	.7	99.0	1.0	98.8	1.2	97.5	2.5	96.8	3.2	95.7	4.3	94.9	5.1	93.7	6.3	93.8	6.2
Environmental Studies	83.4	16.6	79.4	20.6	75.0	25.0	74.3	25.7	72.2	27.8	70.3	29.7	68.0	32.0	65.6	34.4	63.7	36.3	62.8	37.2
Integrated Studies	-	-	-	-	-	-	-	-	-	-	-	-	-	-	-	-	-	-	-	-
Mathematics	77.9	22.1	74.4	25.6	74.7	25.3	74.9	25.1	74.0	26.0	74.7	25.3	72.4	27.6	71.7	28.3	71.0	29.0	69.7	30.3
H.K. & L.S.	53.7	46.3	49.9	50.1	45.8	54.2	43.9	56.1	41.3	58.7	41.5	58.5	35.6	64.4	33.4	66.6	30.2	69.8	28.1	71.9
Science	<u>89.9</u>	<u>10.1</u>	<u>88.3</u>	<u>11.7</u>	<u>85.5</u>	<u>14.5</u>	<u>82.7</u>	<u>17.3</u>	<u>81.8</u>	<u>18.2</u>	<u>80.6</u>	<u>19.4</u>	<u>77.8</u>	<u>22.2</u>	<u>76.0</u>	<u>24.0</u>	<u>73.6</u>	<u>26.4</u>	<u>70.9</u>	<u>29.1</u>
TOTAL	83.7	16.3	80.2	19.8	77.9	22.1	77.3	22.7	75.9	24.1	74.4	25.6	72.2	27.8	71.4	28.6	70.4	29.6	69.6	30.4

Table No. 3
Page 13

UNIVERSITY OF WATERLOO
(Including Church Colleges and Off-Campus Students)

Distribution of Full-Time Undergraduate Students - General Programmes

Number of Students	Fall 1970		Fall 1971		Fall 1972		Fall 1973		Fall 1974		Fall 1975		Fall 1976		Fall 1977		Fall 1978		Fall 1979	
	M	F	M	F	M	F	M	F	M	F	M	F	M	F	M	F	M	F	M	F
Arts	867	913	823	964	858	856	808	864	849	1036	752	965	828	1042	766	972	712	918	706	907
Engineering	-	-	-	-	-	-	-	-	-	-	-	-	-	-	-	-	-	-	-	-
Environmental Studies	110	39	145	45	138	39	151	48	149	52	128	48	116	56	108	48	81	52	72	31
Integrated Studies	58	22	53	24	61	24	55	26	52	28	53	27	47	28	53	31	41	23	50	36
Mathematics	662	336	654	340	379	234	436	242	545	285	749	388	890	440	965	521	924	548	891	579
H.K. & L.S.	-	-	-	-	-	-	2	2	8	5	11	4	6	2	11	3	8	6	13	15
Science	<u>594</u>	<u>74</u>	<u>656</u>	<u>88</u>	<u>718</u>	<u>130</u>	<u>630</u>	<u>130</u>	<u>579</u>	<u>148</u>	<u>599</u>	<u>160</u>	<u>642</u>	<u>170</u>	<u>614</u>	<u>181</u>	<u>513</u>	<u>168</u>	<u>500</u>	<u>186</u>
TOTAL	2291	1384	2331	1461	2154	1283	2082	1312	2182	1554	2292	1592	2529	1738	2517	1756	2279	1715	2232	1754
<u>% of Students</u>																				
Arts	48.7	41.3	46.1	53.9	50.1	49.9	48.3	41.7	45.0	55.0	53.8	56.2	44.3	55.7	44.1	55.9	43.7	56.3	43.8	56.2
Engineering	-	-	-	-	-	-	-	-	-	-	-	-	-	-	-	-	-	-	-	-
Environmental Studies	73.8	26.2	76.3	23.7	78.0	22.0	75.9	24.1	74.1	25.9	72.7	27.3	67.4	32.6	69.2	30.8	60.9	39.1	69.9	30.1
Integrated Studies	72.5	27.5	68.8	31.2	71.8	28.2	67.9	32.1	65.0	35.0	66.3	33.7	62.7	37.3	63.1	36.9	64.1	35.9	58.1	41.9
Mathematics	66.3	33.7	65.8	34.2	61.8	38.2	64.3	35.7	65.6	34.4	65.9	34.1	66.9	33.1	64.9	35.1	62.8	37.2	60.6	39.4
H.K. & L.S.	-	-	-	-	-	-	50.0	50.0	61.5	38.5	73.3	26.7	75.0	25.0	78.6	21.4	57.1	42.9	46.4	53.6
Science	<u>88.9</u>	<u>11.1</u>	<u>88.2</u>	<u>11.8</u>	<u>84.7</u>	<u>15.3</u>	<u>82.9</u>	<u>17.1</u>	<u>79.6</u>	<u>20.4</u>	<u>78.9</u>	<u>21.1</u>	<u>79.1</u>	<u>20.9</u>	<u>77.2</u>	<u>22.8</u>	<u>75.3</u>	<u>24.7</u>	<u>72.9</u>	<u>27.1</u>
TOTAL	62.3	37.7	61.5	38.5	62.7	37.3	61.3	38.7	58.4	41.6	59.0	41.0	59.3	40.7	77.2	22.8	57.1	42.9	56.0	44.0



CHURCH COLLEGES

	<u>1970-71</u>	<u>1971-72</u>	<u>1972-73</u>	<u>1973-74</u>	<u>1974-75</u>	<u>1975-76</u>	<u>1976-77</u>	<u>1977-78</u>	<u>1978-79</u>	<u>1979-80</u>
<u>ST. JEROME'S COLLEGE</u>										
Year I	160	149	137	146	160	158	140	153	107	114
Year II	116	138	116	141	130	122	137	121	145	95
Year III	74	97	101	93	128	118	117	117	117	120
Year IV	23	17	26	30	31	36	41	48	52	50
TOTAL	373	401	380	410	449	434	435	439	421	379
<u>RENISON COLLEGE</u>										
Year I	54	57	39	25	41	41	42	28	33	45
Year II	34	40	35	60	34	36	24	48	31	46
Year III	12	28	30	34	58	23	32	18	38	33
Year IV	3	4	1	1	1	5	7	3	-	1
TOTAL	103	129	105	120	134	105	105	97	102	125

ARTS

	<u>1970-71</u>	<u>1971-72</u>	<u>1972-73</u>	<u>1973-74</u>	<u>1974-75</u>	<u>1975-76</u>	<u>1976-77</u>	<u>1977-78</u>	<u>1978-79</u>	<u>1979-80</u>
<u>REGULAR</u>										
Year I	754	735	815	722	833	736	872	754	724	727
Year II										
- General	414	333	289	325	302	328	343	343	292	298
- Honours	233	230	196	204	208	235	209	189	191	165
- Hons. Psych.	74	92	81	73	66	116	92	74	68	62
	<u>721</u>	<u>655</u>	<u>566</u>	<u>602</u>	<u>576</u>	<u>679</u>	<u>644</u>	<u>606</u>	<u>551</u>	<u>525</u>
Year III										
- General	279	347	310	301	352	332	367	330	319	285
- Honours	154	185	162	129	153	150	171	156	146	129
- Hons. Psych.	32	63	51	39	57	46	79	62	56	40
	<u>465</u>	<u>595</u>	<u>523</u>	<u>469</u>	<u>562</u>	<u>528</u>	<u>617</u>	<u>548</u>	<u>521</u>	<u>454</u>
Year IV										
- Honours	69	111	113	141	114	150	143	148	119	115
- Hons. Psych.	35	24	49	41	39	48	43	53	42	37
	<u>104</u>	<u>135</u>	<u>162</u>	<u>182</u>	<u>153</u>	<u>198</u>	<u>186</u>	<u>201</u>	<u>161</u>	<u>152</u>
TOTAL REGULAR	2,044	2,120	2,066	1,975	2,124	2,141	2,319	2,109	1,957	1,858

CO-OP

	1975	1976			1977			1978			1979		
	F	W	S	F	W	S	F	W	S	F	W	S	F
Year IIA	5			18			28	2	3	63	7	8	58
IIB		2				9		1	23		7	46	6
IIIA	3		1	3		2		11	2	12	21	1	25
IIIB		1			1		1	2		11	3	7	20
IVA				3			1	1		2	2	3	6
IVB					1						1		
TOTAL CO-OP	8	3	1	24	2	11	30	17	28	88	41	65	115

ENGINEERING

	1970			1971			1972			1973			1974			1975			1976			1977			1978			1979		
	W	S	F	W	S	F	W	S	F	W	S	F	W	S	F	W	S	F	W	S	F	W	S	F	W	S	F			
<u>YEAR IA</u>																														
General			469			478			549			508			584			535			531			510			536			519
Chemical			114			109			91			78			110			109			107			107			113			98
Systems			68			64			91			86			88			63			69			77			84			70
			<u>651</u>			<u>651</u>			<u>731</u>			<u>672</u>			<u>782</u>			<u>707</u>			<u>707</u>			<u>694</u>			<u>733</u>			<u>687</u>
<u>YEAR IB</u>																														
General	304	187		324	145		309	189		274	257		325	212		350	275		337	241		296	244		281	226		346	198	
Chemical	54	53		63	31		57	31		59	38		52	39		70	47		75	37		64	40		59	47		59	42	
Systems	-	57		-	70		-	61		-	82		-	81		-	86		-	58		-	70		-	67		-	74	
	<u>358</u>	<u>297</u>		<u>387</u>	<u>246</u>		<u>366</u>	<u>281</u>		<u>333</u>	<u>377</u>		<u>377</u>	<u>332</u>		<u>420</u>	<u>408</u>		<u>412</u>	<u>336</u>		<u>360</u>	<u>354</u>		<u>340</u>	<u>340</u>		<u>405</u>	<u>314</u>	
<u>YEAR IIA</u>																														
Chemical	42		43	35		39	25		35	20		36	31		49	28		61	35		60	29		47	30		58	49		51
Civil	77		85	52		99	50		93	59		91	59		105	38		109	86		109	67		120	75		78	55		66
Electrical	68		114	67		97	49		98	71		94	77		111	75		107	66		114	58		102	82		109	88		149
Mechanical	67		112	78		91	49		110	59		84	71		85	51		104	84		95	82		88	89		83	90		131
Systems	-		-	48		-	69		-	58		-	79		-	69		-	76		-	54		-	67		-	60		-
	<u>254</u>		<u>354</u>	<u>280</u>		<u>326</u>	<u>242</u>		<u>336</u>	<u>267</u>		<u>305</u>	<u>317</u>		<u>350</u>	<u>261</u>		<u>381</u>	<u>347</u>		<u>378</u>	<u>290</u>		<u>357</u>	<u>343</u>		<u>328</u>	<u>342</u>		<u>397</u>
<u>YEAR IIB</u>																														
Chemical		54	37		41	25		38	21		29	24		34	25		41	30		59	39		65	26		40	30		51	44
Civil		76	63		64	41		91	44		75	54		77	54		96	32		84	81		96	60		98	68		72	56
Electrical		78	59		77	43		78	37		63	47		71	58		105	50		88	56		93	52		95	74		87	88
Mechanical		92	54		100	72		77	44		86	44		62	56		65	40		82	64		74	73		96	78		75	78
Systems		-	-		-	39		-	56		-	60		-	66		-	55		-	50		-	40		-	59		-	53
		<u>300</u>	<u>213</u>		<u>282</u>	<u>220</u>		<u>284</u>	<u>202</u>		<u>253</u>	<u>229</u>		<u>244</u>	<u>259</u>		<u>307</u>	<u>207</u>		<u>313</u>	<u>290</u>		<u>328</u>	<u>251</u>		<u>329</u>	<u>309</u>		<u>285</u>	<u>319</u>
<u>YEAR IIIA</u>																														
Chemical	47		34	43		29	39		18	36		21	34		-	36		24	40		25	54		30	62		25	45		26
Civil	74		58	69		48	70		37	83		41	72		50	67		45	90		39	80		66	98		67	106		64
Electrical	66		50	65		60	67		48	74		33	63		41	63		53	87		66	82		54	93		50	92		65
Mechanical	89		70	92		47	100		63	74		50	84		46	62		51	65		39	80		65	76		52	91		70
Systems	-		-	-		-	-		31	-		53	-		55	-		58	-		51	-		48	-		39	-		53
	<u>276</u>		<u>212</u>	<u>269</u>		<u>184</u>	<u>276</u>		<u>197</u>	<u>267</u>		<u>198</u>	<u>253</u>		<u>192</u>	<u>228</u>		<u>231</u>	<u>282</u>		<u>220</u>	<u>296</u>		<u>263</u>	<u>329</u>		<u>233</u>	<u>334</u>		<u>278</u>

ENGINEERING

	1970			1971			1972			1973			1974			1975			1976			1977			1978			1979		
	W	S	F	W	S	F	W	S	F	W	S	F	W	S	F	W	S	F	W	S	F	W	S	F	W	S	F			
<u>YEAR IIIB</u>																														
Chemical	19		44	34		37	29		37	18		34	24		36	-		36	23		40	22		52	30		56	24		42
Civil	42		74	68		66	53		71	36		81	37		64	47		60	45		91	41		77	56		81	62		96
Electrical	31		65	41		62	52		59	44		66	35		52	45		68	43		62	49		76	43		78	39		83
Mechanical	37		91	58		87	47		94	55		61	44		76	45		51	49		68	37		77	62		79	51		84
Systems	-		-	-		-	-		-	29		-	55		-	52		-	55		-	55		-	51		-	38		-
	129		274	201		252	181		261	182		242	195		228	189		215	215		261	204		282	242		294	214		305
<u>YEAR IVA</u>																														
Chemical		26	22		35	40		37	28		35	21		32	19		37	-		33	23		39	24		50	32		55	23
Civil		81	46		65	60		54	59		67	36		72	42		59	53		55	36		81	43		78	56		84	62
Electrical		69	32		48	37		55	58		59	44		59	42		48	49		69	47		61	52		74	43		75	46
Mechanical		109	51		74	73		70	63		86	71		54	54		72	51		50	43		63	42		65	65		80	51
Systems		-	-		-	-		-	-		-	27		-	54		-	54		-	54		-	44		-	50		-	38
		285	151		222	210		216	208		247	199		217	211		216	197		207	203		244	205		267	246		294	220
<u>YEAR IVB</u>																														
Chemical		47			50			72			71			51			56			30			57			60			83	
Civil		67			120			126			111			101			112			109			91			124			131	
Electrical		105			96			76			115			104			96			88			109			112			112	
Mechanical		144			146			141			129			143			112			114			99			98			131	
Systems		-			-			-			-			27			54			51			55			44			50	
		363			412			415			426			426			430			392			411			438			507	
TOTAL	1380	1094	1643	1549	934	1659	1480	978	1738	1475	1075	1647	1568	985	1830	1528	1162	1707	1648	1076	1839	1561	1189	1789	1692	1169	1910	1803	1171	1928

ENVIRONMENTAL STUDIES

	<u>1970-71</u>	<u>1971-72</u>	<u>1972-73</u>	<u>1973-74</u>	<u>1974-75</u>	<u>1975-76</u>	<u>1976-77</u>	<u>1977-78</u>	<u>1978-79</u>	<u>1979-80</u>								
<u>REGULAR</u>																		
Year I - Geography	125	119	110	148	154	189	137	118	149	141								
- Man-Environment	54	51	53	70	52	93	76	82	72	73								
- Planning	82	67	63	58	63	68	57	56	83	77								
	<u>261</u>	<u>237</u>	<u>226</u>	<u>276</u>	<u>269</u>	<u>350</u>	<u>270</u>	<u>256</u>	<u>304</u>	<u>291</u>								
Year II																		
- Geography-Gen.	78	82	62	79	66	57	68	55	48	34								
-Hons.	42	66	66	72	81	98	89	53 1	54	89								
- Man-Environment	21	44	64	54	60	45	81	65	70	50								
- Planning	79	63	62	56	59	65	67	67	68	70								
	<u>220</u>	<u>255</u>	<u>254</u>	<u>261</u>	<u>266</u>	<u>265</u>	<u>305</u>	<u>240</u>	<u>240</u>	<u>243</u>								
Year III																		
- Geography-Gen.	47	74	94	71	93	81	77	86	68	57								
-Hons.	21	23	38	45	57	76	74	76	51	53								
- Man-Environment	1	15	32	41	28	39	41	62	41	51								
- Planning	73	53	62	50	58	52	64	60	66	59								
	<u>142</u>	<u>165</u>	<u>226</u>	<u>207</u>	<u>236</u>	<u>248</u>	<u>256</u>	<u>284</u>	<u>226</u>	<u>220</u>								
Year IV																		
- Geography	17	22	21	47	45	59	67	59	57	53								
- Man-Environment	-	2	8	20	31	27	31	42	48	35								
- Planning	30	68	49	65	53	58	52	66	59	66								
	<u>47</u>	<u>92</u>	<u>78</u>	<u>132</u>	<u>129</u>	<u>144</u>	<u>150</u>	<u>167</u>	<u>164</u>	<u>154</u>								
TOTAL REGULAR	670	749	784	876	900	1,007	981	947	934	908								
<u>GEOGRAPHY CO-OP</u>																		
Year IIA						1975	1976			1977			1978			1979		
IIB						F	W	S	F	W	S	F	W	S	F	W	S	F
IIIA						37			31			25			38	1	3	33
IIIB							34			27			23			4	27	2
IIVA									31			26				19	2	1
IIVB											30		26			1	19	
IIVA												21	4		3	20	2	
IIVB															22			
TOTAL CO-OP						37	34	31	31	27	55	26	44	68	49	53	57	

ARCHITECTURE
PRE-PROFESSIONAL

	1970			1971			1972			1973			1974			1975			1976			1977			1978			1979		
	W	S	F	W	S	F	W	S	F	W	S	F	W	S	F	W	S	F	W	S	F	W	S	F	W	S	F			
YEAR IA			65			65			70			65			68			66			70			72			73			81
IB		56		65			65			70			65			68			66			70			72			72		
YEAR IIA	54			45		56			64			60			63			58			60			59			65			68
IIB			48			43			56			57			45			57			50			45			45			60
YEAR IIIA		20			47			39			60			55			40			50			54			36			46	
IIIB				19			44			35		59			57			42			53			54			39			43
TOTAL	54	76	113	129	47	164	109	95	134	165	57	184	120	45	188	108	57	166	116	50	183	124	45	185	108	45	177	118	60	192

PROFESSIONAL

YEAR IVA				12			36			29			24			41			33			45			29			31			37
IVB					11				35			28		25		40			29			41			27			36			
YEAR VA								10			28			33		26			39			32			29			31			
VB								10			23			33		25			25			32			29			31			
TOTAL				12	11		36	45	10	29	56	47	25	33	74	66	25	72	61	45	68	29	29	67	31	37					

INTEGRATED STUDIES

	<u>1970-71</u>	<u>1971-72</u>	<u>1972-73</u>	<u>1973-74</u>	<u>1974-75</u>	<u>1975-76</u>	<u>1976-77</u>	<u>1977-78</u>	<u>1978-79</u>	<u>1979-80</u>
Year I	54	51	56	40	39	27	32	32	18	34
Year II	26	20	20	28	25	23	15	24	20	30
Year III	-	6	9	13	16	25	28	27	26	22
TOTAL	80	77	85	81	80	75	75	83	64	86

MATHEMATICS

	<u>1970-71</u>	<u>1971-72</u>	<u>1972-73</u>	<u>1973-74</u>	<u>1974-75</u>	<u>1975-76</u>	<u>1976-77</u>	<u>1977-78</u>	<u>1978-79</u>	<u>1979-80</u>
<u>REGULAR</u>										
Year I - General	-	-	130	101	113	107	142	97	88	74
- Honours	<u>518</u>	<u>513</u>	<u>398</u>	<u>314</u>	<u>263</u>	<u>248</u>	<u>263</u>	<u>209</u>	<u>237</u>	<u>190</u>
	518	513	528	415	376	355	405	306	325	264
Year II - General	149	145	121	142	125	149	165	183	152	152
- Honours	<u>223</u>	<u>287</u>	<u>210</u>	<u>223</u>	<u>165</u>	<u>172</u>	<u>184</u>	<u>136</u>	<u>99</u>	<u>88</u>
	372	432	331	365	290	321	349	319	251	240
Year III - General	149	170	162	136	140	140	152	203	195	166
- Honours	<u>135</u>	<u>141</u>	<u>195</u>	<u>133</u>	<u>139</u>	<u>115</u>	<u>133</u>	<u>124</u>	<u>84</u>	<u>72</u>
	284	311	357	269	279	255	285	327	279	238
Year IV - General	23	49	78	95	72	93	110	104	118	102
- Honours	<u>87</u>	<u>109</u>	<u>112</u>	<u>145</u>	<u>112</u>	<u>121</u>	<u>102</u>	<u>95</u>	<u>109</u>	<u>65</u>
	110	158	190	240	184	214	212	199	227	167
TOTAL	1,284	1,414	1,406	1,289	1,129	1,145	1,251	1,151	1,082	909

MATHEMATICS

CO-OP

	1970			1971			1972			1973			1974			1975			1976			1977			1978			1979		
	W	S	F	W	S	F	W	S	F	W	S	F	W	S	F	W	S	F	W	S	F	W	S	F	W	S	F			
Year IA			311			253			340			415			441			479			462			523			545			705
IB	168	111		160	106		131	103		118	200		129	255		168	263		187	253		134	301		182	303		210	308	
IIA																														
General	21		20	7		8	7		15	17		17	35		38	92		83	140		94	133		102	184		95	159	83	
Honours	64		119	86		122	80		112	82		103	164		110	135		111	102		106	104		83	103		97	144	129	
	<u>85</u>		<u>139</u>	<u>93</u>		<u>130</u>	<u>87</u>		<u>127</u>	<u>99</u>		<u>120</u>	<u>199</u>		<u>148</u>	<u>227</u>		<u>194</u>	<u>242</u>		<u>200</u>	<u>237</u>		<u>185</u>	<u>287</u>		<u>192</u>	<u>303</u>	<u>212</u>	
IIB																														
General		49	5		20	8		16	5		16	16		32	43		65	100		105	96		99	116		124	146		131	126
Honours		111	64		115	75		109	70		104	75		97	125		87	103		98	109		105	73		70	80		82	107
		<u>160</u>	<u>69</u>		<u>135</u>	<u>83</u>		<u>125</u>	<u>75</u>		<u>120</u>	<u>91</u>		<u>129</u>	<u>168</u>		<u>152</u>	<u>203</u>		<u>203</u>	<u>205</u>		<u>204</u>	<u>189</u>		<u>194</u>	<u>226</u>		<u>213</u>	<u>233</u>
IIIA																														
General	47	13		33	11		20	13		17	13		12	25		27	52		55	97		71	140		76	151		86	175	
Honours	55	26		87	47		97	51		91	59		81	58		91	109		78	88		85	85		76	84		55	83	
	<u>102</u>	<u>39</u>		<u>120</u>	<u>58</u>		<u>117</u>	<u>64</u>		<u>108</u>	<u>72</u>		<u>93</u>	<u>83</u>		<u>118</u>	<u>161</u>		<u>133</u>	<u>185</u>		<u>156</u>	<u>225</u>		<u>152</u>	<u>235</u>		<u>141</u>	<u>258</u>	
IIIB																														
General	15		45	11		33	11		21	12		23	12		20	22		38	45		102	60		128	78		111	99	132	
Honours	21		49	25		78	39		83	37		81	52		82	44		110	66		81	67		89	58		95	52	62	
	<u>36</u>		<u>94</u>	<u>36</u>		<u>111</u>	<u>50</u>		<u>104</u>	<u>49</u>		<u>104</u>	<u>64</u>		<u>102</u>	<u>66</u>		<u>148</u>	<u>111</u>		<u>183</u>	<u>127</u>		<u>217</u>	<u>136</u>		<u>206</u>	<u>151</u>	<u>194</u>	
IIVA																														
General						3		8	14		12	11		11	22		16	13		25	51		74	80		96	108		113	105
Honours		25	19		34	34		39	70		52	50		62	57		51	66		73	98		66	92		68	78		76	68
		<u>25</u>	<u>19</u>		<u>34</u>	<u>37</u>		<u>47</u>	<u>84</u>		<u>64</u>	<u>61</u>		<u>73</u>	<u>79</u>		<u>67</u>	<u>79</u>		<u>98</u>	<u>149</u>		<u>140</u>	<u>172</u>		<u>164</u>	<u>186</u>		<u>189</u>	<u>173</u>
IVB																														
General						3		20			23			23			30			73			101			145				
Honours	42			43			65		104		97		110		133		105		136		209		225		270					
	<u>42</u>			<u>43</u>			<u>68</u>		<u>124</u>		<u>120</u>		<u>133</u>		<u>135</u>		<u>135</u>		<u>209</u>		<u>209</u>		<u>225</u>		<u>270</u>					
TOTAL	433	335	632	452	333	614	453	339	730	498	456	791	605	540	938	712	643	1103	808	739	1199	863	870	1286	982	896	1355	1075	968	1517

HUMAN KINETICS & LEISURE STUDIES

	<u>1970-71</u>	<u>1971-72</u>	<u>1972-73</u>	<u>1973-74</u>	<u>1974-75</u>	<u>1975-76</u>	<u>1976-77</u>	<u>1977-78</u>	<u>1978-79</u>	<u>1979-80</u>
<u>REGULAR</u>										
Year I - Dance	-	-	-	4	8	9	24	15	19	16
- Kinesiology	56	80	135	114	123	116	91	77	91	80
- Recreation	20	47	56	53	41	49	37	33	55	39
	<u>76</u>	<u>127</u>	<u>191</u>	<u>171</u>	<u>172</u>	<u>174</u>	<u>152</u>	<u>125</u>	<u>165</u>	<u>135</u>
Year II - Dance	-	-	-	5	3	9	15	14	19	9
- Kinesiology	66	91	106	120	107	118	110	113	100	101
- Recreation	31	39	44	38	40	34	44	35	38	47
	<u>97</u>	<u>130</u>	<u>150</u>	<u>163</u>	<u>150</u>	<u>161</u>	<u>169</u>	<u>162</u>	<u>157</u>	<u>157</u>
Year III - Dance	-	-	-	2	4	5	9	11	9	11
- Kinesiology	1	54	79	76	109	95	103	109	93	90
- Recreation	-	25	32	39	36	26	35	37	30	37
	<u>1</u>	<u>79</u>	<u>111</u>	<u>117</u>	<u>149</u>	<u>126</u>	<u>147</u>	<u>157</u>	<u>132</u>	<u>138</u>
Year IV - Dance	-	-	-	3	2	5	4	9	13	6
- Kinesiology	-	-	54	78	69	116	89	103	118	100
- Recreation	-	-	24	30	38	34	24	30	39	31
	<u>-</u>	<u>-</u>	<u>78</u>	<u>111</u>	<u>109</u>	<u>155</u>	<u>117</u>	<u>142</u>	<u>170</u>	<u>137</u>
TOTAL	174	336	530	562	580	616	585	586	624	567

* Regular Programme started in the Fall of 1970.

HUMAN KINETICS & LEISURE STUDIES
CO-OP

	1970			1971			1972			1973			1974			1975			1976			1977			1978			1979			
	W	S	F	W	S	F	W	S	F	W	S	F	W	S	F	W	S	F	W	S	F	W	S	F	W	S	F				
<u>YEAR IA</u>																															
Kinesiology			125			122			77			83			98			103			91			108			97			104	
Recreation			65			54			53			67			58			68			49			67			60			77	
			<u>190</u>			<u>176</u>			<u>130</u>			<u>150</u>			<u>156</u>			<u>171</u>			<u>140</u>			<u>175</u>			<u>157</u>			<u>181</u>	
<u>YEAR IB</u>																															
Kinesiology	139			111			113			71			79			95			86			86			98			93			93
Recreation	84			54			52			51			63			55			60			42			54			52			52
	<u>223</u>			<u>165</u>			<u>165</u>			<u>122</u>			<u>142</u>			<u>150</u>			<u>146</u>			<u>128</u>			<u>152</u>			<u>145</u>			<u>145</u>
<u>YEAR IIA</u>																															
Kinesiology			70			55			53			57			65	1		76			79	3		70	2	1	82	2		54	
Recreation			39			42			40			47			68	3		48			57	2		39	-	-	45	4		48	
			<u>109</u>			<u>97</u>			<u>93</u>			<u>104</u>			<u>133</u>	<u>4</u>		<u>124</u>			<u>136</u>	<u>5</u>		<u>109</u>	<u>2</u>	<u>1</u>	<u>127</u>	<u>6</u>		<u>102</u>	
<u>YEAR IIB</u>																															
Kinesiology			88			57			38			44			47			58			2	71	3	64		8	46	10	54	3	
Recreation			33			34			37			37			38			53			3	37	1	42		2	22	4	35	2	
			<u>121</u>			<u>91</u>			<u>75</u>			<u>81</u>			<u>85</u>			<u>111</u>			<u>5</u>	<u>108</u>	<u>4</u>	<u>106</u>		<u>10</u>	<u>68</u>	<u>14</u>	<u>89</u>	<u>5</u>	
<u>YEAR IIIA</u>																															
Kinesiology	49			78			39			29			48			42			46		2	64	5	57	1		46	1	5		
Recreation	-			30			24			40			33			38			40		2	34	5	40	2		22	2	6		
	<u>49</u>			<u>108</u>			<u>63</u>			<u>69</u>			<u>81</u>			<u>80</u>			<u>86</u>		<u>4</u>	<u>98</u>	<u>10</u>	<u>97</u>	<u>3</u>		<u>68</u>	<u>3</u>	<u>11</u>		
<u>YEAR IIIB</u>																															
Kinesiology			46			69			37			24			41			32			4	42		66	4	-	59	2	5	46	
Recreation			-			31			17			31			26			31			1	38		29	6	2	35	5	5	19	
			<u>46</u>			<u>100</u>			<u>54</u>			<u>55</u>			<u>67</u>			<u>63</u>			<u>5</u>	<u>80</u>		<u>95</u>	<u>10</u>	<u>2</u>	<u>94</u>	<u>7</u>	<u>10</u>	<u>65</u>	

HUMAN KINETICS & LEISURE STUDIES

CO-OP

	1970			1971			1972			1973			1974			1975			1976			1977			1978			1979		
	W	S	F	W	S	F	W	S	F	W	S	F	W	S	F	W	S	F	W	S	F	W	S	F	W	S	F			
<u>YEAR IVA</u>																														
Kinesiology	27			46			57			35			27			30	6		26	9		39	9		8	43	23	4	42	9
Recreation	-			-			28			17			29			19	10		22	12		28	15		5	21	12	8	20	5
	<u>27</u>			<u>46</u>			<u>85</u>			<u>52</u>			<u>56</u>			<u>49</u>	<u>16</u>		<u>48</u>	<u>21</u>		<u>67</u>	<u>24</u>		<u>13</u>	<u>64</u>	<u>35</u>	<u>12</u>	<u>62</u>	<u>14</u>
<u>YEAR IVB</u>																														
Kinesiology				27			45			54			35			25			30			34			33	1		42	2	4
Recreation				-			-			23			19			24			22			29			15	3		19	1	12
				<u>27</u>			<u>45</u>			<u>77</u>			<u>54</u>			<u>49</u>			<u>52</u>			<u>63</u>			<u>48</u>	<u>4</u>		<u>61</u>	<u>3</u>	<u>16</u>
TOTAL	272	148	345	300	137	373	273	160	277	268	133	309	277	141	356	283	160	374	289	161	385	294	183	403	332	142	413	313	167	394

SCIENCE

	<u>1970-71</u>	<u>1971-72</u>	<u>1972-73</u>	<u>1973-74</u>	<u>1974-75</u>	<u>1975-76</u>	<u>1976-77</u>	<u>1977-78</u>	<u>1978-79</u>	<u>1979-80</u>
<u>REGULAR</u>										
Year I	395	404	547	475	482	497	556	507	356	387
Year II - General	130	168	119	135	124	122	138	147	167	128
- Honours	<u>155</u>	<u>135</u>	<u>172</u>	<u>170</u>	<u>176</u>	<u>182</u>	<u>150</u>	<u>164</u>	<u>110</u>	<u>128</u>
	285	303	291	305	300	304	288	311	277	256
Year III - General	100	138	133	97	94	110	93	112	119	126
- Honours	<u>111</u>	<u>124</u>	<u>112</u>	<u>165</u>	<u>154</u>	<u>145</u>	<u>152</u>	<u>126</u>	<u>121</u>	<u>108</u>
	211	262	245	262	248	255	245	238	240	234
Year IV - General	43	34	49	53	22	23	21	27	34	36
- Honours	<u>69</u>	<u>95</u>	<u>104</u>	<u>120</u>	<u>168</u>	<u>147</u>	<u>134</u>	<u>137</u>	<u>120</u>	<u>118</u>
	112	129	153	173	190	170	155	164	154	154
TOTAL	1,003	1,098	1,236	1,215	1,220	1,226	1,244	1,220	1,027	1,031

OPTOMETRY

Year I	47	67	-	-	-	-	-	-	-	-
Year II	60	62	58	60	59	58	60	60	60	60
Year III	50	57	58	54	61	57	60	56	60	60
Year IV	28	44	54	57	52	59	58	57	57	58
Year V	-	28	43	54	56	52	58	58	57	58
TOTAL	185	258	213	225	228	226	236	231	234	236

SCIENCE
CO-OP

YEAR	1970			1971			1972			1973			1974			1975			1976			1977			1978			1979		
	W	S	F	W	S	F	W	S	F	W	S	F	W	S	F	W	S	F	W	S	F	W	S	F	W	S	F			
<u>YEAR IA</u>																														
Biology			76			49			49			69			78			84			103			85			61			41
Chemistry			39			20			19			26			24			38			38			44			93			78
Physics			<u>115</u>			<u>69</u>			<u>68</u>			<u>95</u>			<u>102</u>			<u>122</u>			<u>141</u>			<u>129</u>			<u>211</u>			<u>169</u>
<u>YEAR IB</u>																														
Biology			53			56			27			32			41			48			44			60			53			57
Chemistry			19			18			20			20			24			24			33			26			38			48
Physics			<u>72</u>			<u>74</u>			<u>47</u>			<u>52</u>			<u>65</u>			<u>72</u>			<u>77</u>			<u>86</u>			<u>91</u>			<u>137</u>
<u>YEAR IIA</u>																														
Biology			20			26			16			21			31			43			40			50			22			34
Chemistry			14			18			7			14			13			17			12			15			26			26
Earth Science			17			8			11			23			21			18			25			26			45			41
Physics			<u>31</u>			<u>26</u>			<u>17</u>			<u>64</u>			<u>74</u>			<u>77</u>			<u>83</u>			<u>98</u>			<u>141</u>			<u>133</u>
<u>YEAR IIB</u>																														
Biology			21			20			22			15			21			26			35			35			16			16
Chemistry			8			14			11			11			21			19			16			21			5			5
Earth Science			29			32			33			26			18			64			62			70			39			32
Physics			<u>32</u>			<u>18</u>			<u>15</u>			<u>16</u>			<u>60</u>			<u>20</u>			<u>12</u>			<u>22</u>			<u>19</u>			<u>23</u>
<u>YEAR IIIA</u>																														
Chemistry			12			16			15			20			15			16			12			29			32			38
Earth Science			8			20			15			5			7			23			11			16			12			15
Physics			<u>20</u>			<u>31</u>			<u>21</u>			<u>23</u>			<u>17</u>			<u>47</u>			<u>44</u>			<u>61</u>			<u>48</u>			<u>62</u>
<u>YEAR IIIB</u>																														
Chemistry			17			17			13			11			5			14			23			12			17			14
Earth Science			8			5			14			10			14			22			19			17			14			2
Physics			<u>25</u>			<u>22</u>			<u>27</u>			<u>21</u>			<u>19</u>			<u>43</u>			<u>23</u>			<u>45</u>			<u>43</u>			<u>58</u>

Table No. 4
Page 28

SCIENCE

CO-OP

	1970			1971			1972			1973			1974			1975			1976			1977			1978			1979		
	W	S	F	W	S	F	W	S	F	W	S	F	W	S	F	W	S	F	W	S	F	W	S	F	W	S	F			
<u>YEAR IVA</u>																														
Chemistry	8	13		10	21		15	11		26			19			18			32			36			33			37		
Earth Science	-	-		-	-		-	-		-			-			-			20			13			13			10		
Physics	-	4		-	12		-	13		10			12			10			11			14			9			16		
	<u>8</u>	<u>17</u>		<u>10</u>	<u>33</u>		<u>15</u>	<u>24</u>		<u>36</u>			<u>31</u>			<u>28</u>			<u>63</u>			<u>63</u>			<u>55</u>			<u>63</u>		
<u>YEAR IVB</u>																														
Chemistry	-			19			29			26			26			20			19			31			34			33		
Earth Science	-			-			-			-			-			-			-			20			12			13		
Physics	13			4			12			12			10			11			9			11			14			9		
	<u>13</u>			<u>4</u>			<u>12</u>			<u>12</u>			<u>10</u>			<u>11</u>			<u>9</u>			<u>11</u>			<u>14</u>			<u>9</u>		
TOTAL	157	92	221	161	100	174	148	87	156	145	66	227	148	99	229	182	105	290	184	117	340	236	128	357	259	131	469	333	166	579

DISTRIBUTION OF YEAR I CONFIRMED STUDENTS BY GRADE 13 ADMISSION AVERAGE
COMPARISON 1979/80 TO 1974/75

<u>FACULTY</u>	<u>PROGRAMME</u>	<u>100-75.0</u>	<u>74.9-66.0</u>	<u>65.9-65.0</u>	<u>64.9-64.0</u>	<u>63.9-63.0</u>	<u>62.9-62.0</u>	<u>61.9-60.0</u>	<u>59.9-00.0</u>	<u>Non Gr. 13</u>	<u>TOTAL</u>	
ARTS	University-1979/80	101/25	101/29	14/4	15/2	17/6	16/6	26/5	11/15	0/195	301/287	
	-1978/79	90/23	124/42	18/6	4/10	20/6	11/9	25/10	19/12	0/191	311/309	
	-1977/78	85/39	129/62	29/14	28/14	18/15	28/15	39/40	4/27	0/214	360/440	
	-1976/77	109/14	214/23	28/5	26/8	38/3	39/8	49/27	8/26	0/335	511/449	
	-1975/76	96/9	150/12	18/1	20/5	18/0	25/4	52/18	14/20	0/190	393/259	
	-1974/75	86/5	149/16	26/5	27/4	28/6	26/7	28/5	33/20	0/293	403/361	
	Renison	-1979/80	5/0	6/1	2/0	2/0	0/0	0/0	1/0	1/2	0/17	17/20
	-1978/79	0/0	9/1	1/0	0/0	1/0	0/1	0/2	1/2	0/5	12/11	
	-1977/78	2/0	4/3	1/0	0/1	1/0	0/0	2/0	0/0	0/9	24/18	
	-1976/77	3/1	17/0	0/0	3/0	0/0	1/0	0/0	0/0	0/17	24/18	
	-1975/76	5/0	8/0	1/0	0/0	1/0	3/0	3/0	0/1	0/15	21/17	
	-1974/75	4/0	10/0	4/0	1/0	2/0	0/0	2/0	0/0	0/19	23/19	
	St. Jerome's	-1979/80	18/1	18/3	1/0	2/2	2/0	1/3	6/2	0/2	0/14	48/27
	-1978/79	16/4	12/1	2/0	2/1	1/1	2/1	2/3	0/2	0/17	37/30	
	-1977/78	14/1	23/6	3/0	4/0	1/1	1/2	2/3	0/2	0/22	48/37	
	-1976/77	12/3	26/0	3/1	0/0	3/1	3/0	1/1	0/2	0/25	48/33	
	-1975/76	16/0	31/5	2/0	5/1	5/0	5/0	2/0	0/3	0/15	66/24	
	-1974/75	17/0	27/2	3/1	6/0	3/0	6/1	2/1	1/2	0/37	65/44	
ENGINEERING												
General	-1979/80	417/26	20/2	0/0	0/0	0/0	0/0	0/0	2/2	0/86	439/116	
	-1978/79	367/61	5/33	0/0	1/0	0/0	0/0	0/0	1/0	0/85	374/179	
	-1977/78	374/29	37/6	0/0	0/0	1/0	1/0	0/0	1/0	0/83	414/118	
	-1976/77	383/9	87/12	0/0	0/0	0/0	0/0	0/0	0/0	0/89	470/110	
	-1975/76	311/7	204/5	4/0	0/0	0/0	0/0	0/0	0/1	0/47	519/60	
	-1974/75	230/2	219/3	12/0	19/1	30/1	18/0	23/0	4/1	0/59	555/67	

NOTE: Figures to the left of the slash indicate applicants admitted under Early Final Admission.
 Figures to the right of the slash indicate applicants admitted under Regular Admission.
 Students admitted below 60.0 warranted admission due to circumstances relevant to each case.
 Students in Environmental Studies and Mathematics confirming through St. Jerome's are included in the figures shown for Environmental Studies and Mathematics.

DISTRIBUTION OF YEAR I CONFIRMED STUDENTS BY GRADE 13 ADMISSION AVERAGE
COMPARISON 1979/80 TO 1974/75

<u>FACULTY</u>	<u>PROGRAMME</u>	<u>100-75.0</u>	<u>74.9-66.0</u>	<u>65.9-65.0</u>	<u>64.9-64.0</u>	<u>63.9-63.0</u>	<u>62.9-62.0</u>	<u>61.9-60.0</u>	<u>59.9-00.0</u>	<u>Non Gr. 13</u>	<u>TOTAL</u>
ENGINEERING											
	Chemical-1979/80	88/9	0/0	0/0	0/0	0/0	0/0	0/0	0/0	0/14	88/23
	-1978/79	91/16	0/0	0/0	0/0	0/0	0/0	0/0	0/0	0/7	91/23
	-1977/78	98/7	2/0	0/0	0/0	0/0	0/0	0/0	0/0	0/9	100/16
	-1976/77	66/1	25/1	0/0	0/0	0/0	0/0	0/0	0/0	0/20	91/22
	-1975/76	77/0	32/1	1/0	0/0	0/0	0/0	0/0	0/0	0/12	110/13
	-1974/75	60/1	19/0	2/0	2/0	2/0	2/0	0/0	1/0	0/15	88/16
	Systems Design-1979/80	46/9	0/0	0/0	0/0	0/0	0/0	0/0	0/0	0/16	46/25
	-1978/79	57/6	1/3	0/0	0/0	0/0	1/0	0/0	0/0	0/18	59/27
	-1977/78	56/6	0/0	0/0	0/0	0/0	0/0	0/0	0/0	0/12	56/18
	-1976/77	49/2	3/5	0/0	0/0	0/0	0/0	0/0	0/0	0/9	52/16
	-1975/76	34/0	22/0	0/0	0/0	0/0	0/0	0/0	0/0	0/11	56/11
	-1974/75	41/1	15/0	4/0	2/0	0/0	2/0	2/0	0/1	0/10	66/12
ENVIRONMENTAL STUDIES											
	Pre-Professional-1979/80	29/8	6/2	0/0	0/0	0/0	1/0	1/0	0/0	0/26	37/36
	Architecture -1978/79	29/4	10/4	0/0	0/0	0/0	1/0	1/0	0/0	0/24	41/32
	-1977/78	37/1	12/0	1/0	0/0	1/0	0/0	3/0	0/0	0/19	54/20
	-1976/77	28/1	9/0	0/0	2/0	1/0	0/0	0/0	0/0	0/28	40/29
	-1975/76	32/0	8/0	1/0	1/0	0/0	0/0	0/0	0/0	0/18	43/18
	-1974/75	36/1	11/0	0/0	0/0	0/0	0/1	0/0	1/0	0/15	48/17
	Planning-1979/80	32/1	25/3	1/1	0/0	0/1	0/0	0/0	0/0	0/18	58/24
	-1978/79	27/2	33/5	1/0	0/0	1/0	0/0	0/0	1/0	0/15	63/22
	-1977/78	27/0	23/1	1/1	0/0	0/0	1/0	0/0	1/0	0/9	53/11
	-1976/77	27/2	20/1	1/0	0/0	0/0	0/0	0/0	1/0	0/15	49/18
	-1975/76	42/1	16/4	1/0	0/0	0/0	0/1	0/1	0/0	0/12	59/19
	-1974/75	32/0	24/0	1/0	0/0	0/1	0/0	0/0	1/0	0/7	58/8

NOTE: Figures to the left of the slash indicate applicants admitted under Early Final Admission.
 Figures to the right of the slash indicate applicants admitted under Regular Admission.
 Students admitted below 60.0 warranted admission due to circumstances relevant to each case.
 Students in Environmental Studies and Mathematics confirming through St. Jerome's are included in the figures shown for Environmental Studies and Mathematics.

DISTRIBUTION OF YEAR I CONFIRMED STUDENTS BY GRADE 13 ADMISSION AVERAGE
COMPARISON 1979/80 TO 1974/75

FACULTY	PROGRAMME	COMPARISON 1979/80 TO 1974/75										Non Gr. 13	TOTAL
		100-75.0	74.9-66.0	65.9-65.0	64.9-64.0	63.9-63.0	62.9-62.0	61.9-60.0	59.9-00.0				
ENVIRONMENTAL STUDIES	Geography-1979/80	31/1	37/13	4/1	8/0	2/1	4/1	8/3	1/1	0/28	95/49		
	-1978/79	24/1	54/6	4/3	0/1	4/2	3/3	12/4	2/4	0/36	103/60		
	-1977/78	38/3	54/11	0/0	0/1	0/1	0/0	0/0	0/0	0/14	92/30		
	-1976/77	39/4	48/11	6/1	1/1	0/2	0/0	0/0	0/1	0/27	94/47		
	-1975/76	45/5	68/6	9/0	6/1	10/2	6/0	10/2	0/0	0/29	154/45		
	-1974/75	22/1	63/6	8/0	5/1	6/1	3/1	11/3	3/0	0/28	121/41		
	Man-Environment-1979/80	9/2	24/4	1/0	4/1	0/0	2/0	0/0	0/0	0/37	40/44		
	-1978/79	12/3	18/9	1/0	0/3	3/3	3/2	3/5	0/0	0/19	40/44		
	-1977/78	16/1	30/4	5/4	7/1	4/2	5/1	5/1	0/1	0/18	72/33		
	-1976/77	14/3	17/3	2/0	3/0	3/0	2/0	2/0	0/1	0/22	43/29		
-1975/76	15/1	38/3	9/0	0/0	2/0	1/0	0/1	0/0	0/24	65/29			
-1974/75	12/0	28/0	2/0	1/0	5/0	2/0	6/0	0/0	0/17	56/17			
INTEGRATED STUDIES	-1979/80	0/1	0/1	0/0	0/0	0/0	0/0	0/1	0/0	0/14	0/17		
	-1978/79	0/0	0/0	0/0	0/0	0/0	0/0	0/0	0/0	0/6	0/6		
	-1977/78	1/0	0/0	0/0	0/0	0/0	0/0	0/0	0/0	0/6	1/6		
	-1976/77	1/0	1/0	0/0	0/0	0/0	0/0	0/0	0/0	0/15	2/15		
	-1975/76	2/0	0/0	0/0	0/0	0/0	1/0	0/0	0/1	0/8	3/9		
	-1974/75	0/0	0/0	0/0	0/0	0/0	0/0	0/0	0/1	0/18	0/19		
	H.K. & L.S. Reg. Kin	12/1	10/4	0/1	0/1	0/0	0/0	0/0	0/1	0/28	22/36		
	-1978/79	17/3	16/4	4/1	0/1	0/2	0/0	0/1	0/0	0/19	37/31		
	-1977/78	13/4	29/6	0/0	0/0	0/0	0/0	0/0	0/1	0/14	42/25		
	-1976/77	21/1	35/3	0/1	0/0	1/0	0/0	0/0	0/0	0/11	57/16		
-1975/76	18/1	45/0	7/0	8/0	6/1	4/0	5/2	0/1	0/10	93/15			
-1974/75	13/1	33/3	2/0	3/2	4/0	5/0	5/2	1/2	0/9	66/19			

NOTE: Figures to the left of the slash indicate applicants admitted under Early Final Admission. Figures to the right of the slash indicate applicants admitted under Regular Admission. Students admitted below 60.0 warranted admission due to circumstances relevant to each case. Students in Environmental Studies and Mathematics confirming through St. Jerome's are included in the figures shown for Environmental Studies and Mathematics.

DISTRIBUTION OF YEAR I CONFIRMED STUDENTS BY GRADE 13 ADMISSION AVERAGE

COMPARISON 1979/80 TO 1974/75

FACULTY	PROGRAMME	COMPARISON 1979/80 TO 1974/75										
		100-75.0	74.9-66.0	65.9-65.0	64.9-64.0	63.9-63.0	62.9-62.0	61.9-60.0	59.9-00.0	Non Gr. 13	TOTAL	
H.K. & L.S.	Reg. Health	-1979/80	1/0	6/2	0/0	0/0	0/0	2/0	1/1	0/0	0/8	10/11
		-1978/79	1/0	0/0	0/1	3/0	3/0	1/1	3/0	0/0	0/6	11/9
		-1977/78	1/1	3/0	0/1	0/0	0/1	0/0	0/0	0/0	0/3	4/6
		-1976/77	4/0	4/0	0/0	0/0	0/0	0/0	0/0	0/0	0/4	8/4
		-1975/76	3/0	3/0	0/0	0/1	1/1	0/0	0/0	0/0	0/5	7/7
	Reg. Dance	-1979/80	0/0	1/1	2/0	0/0	1/0	0/0	0/0	0/0	0/14	4/15
		-1978/79	3/1	3/1	0/0	1/0	1/0	1/1	0/0	0/0	0/8	9/11
		-1977/78	3/0	4/1	0/1	1/0	0/1	3/1	0/1	0/5	0/5	11/10
		-1976/77	4/1	7/0	3/0	2/0	1/0	4/0	0/0	0/10	0/7	22/11
		-1975/76	1/0	2/0	0/0	0/0	0/0	0/0	0/1	0/1	0/1	3/2
Co-op Kin.	-1979/80	39/0	39/2	3/0	0/0	0/0	0/0	0/0	1/0	0/11	82/13	
	-1978/79	32/3	30/12	0/0	0/0	1/0	0/0	0/0	0/0	0/9	63/24	
	-1977/78	45/2	37/5	0/0	0/1	0/0	0/0	0/0	0/0	0/11	82/20	
	-1976/77	37/2	48/1	1/0	0/0	0/0	0/0	0/0	0/0	0/7	86/10	
	-1975/76	24/1	41/2	3/0	5/0	3/0	6/0	2/0	0/0	0/6	84/9	
	-1974/75	17/2	44/1	6/0	1/0	3/0	5/2	5/2	0/0	0/6	81/13	
	Co-op Health	-1979/80	2/0	4/0	3/0	1/0	1/0	0/0	0/0	1/0	0/8	12/5
		-1978/79	4/1	7/2	0/0	0/0	0/0	0/0	1/0	0/0	0/5	12/8
		-1977/78	4/1	8/1	0/0	0/0	0/0	0/0	0/0	0/0	0/3	12/5
		-1976/77	5/0	1/0	0/0	0/0	0/0	0/0	0/0	0/0	0/3	6/3
-1975/76		1/0	4/0	3/0	1/0	1/0	1/0	1/0	0/0	0/2	11/2	
-1974/75		0/0	4/1	0/0	0/0	0/0	0/0	0/0	0/0	0/0	4/1	

NOTE: Figures to the left of the slash indicate applicants admitted under Early Final Admission. Figures to the right of the slash indicate applicants admitted under Regular Admission. Students admitted below 60.0 warranted admission due to circumstances relevant to each case. Students in Environmental Studies and Mathematics confirming through St. Jerome's are included in the figures shown for Environmental Studies and Mathematics.

DISTRIBUTION OF YEAR I CONFIRMED STUDENTS BY GRADE 13 ADMISSION AVERAGE

COMPARISON 1979/80 TO 1974/75

<u>FACULTY</u>	<u>PROGRAMME</u>	<u>100-75.0</u>	<u>74.9-66.0</u>	<u>65.9-65.0</u>	<u>64.9-64.0</u>	<u>63.9-63.0</u>	<u>62.9-62.0</u>	<u>61.9-60.0</u>	<u>59.9-00.0</u>	<u>Non Gr. 13</u>	<u>TOTAL</u>
H.K. & L.S.											
Reg. Rec.	-1979/80	2/2	9/6	1/0	1/0	0/0	1/2	0/0	1/3	0/17	15/30
	-1978/79	8/2	18/7	5/0	0/1	0/0	0/1	0/0	0/0	0/13	31/24
	-1977/78	7/2	8/5	0/0	0/0	0/0	0/0	0/0	0/0	0/10	15/17
	-1976/77	10/0	19/0	0/0	0/0	0/0	0/0	0/0	0/0	0/11	29/11
	-1975/76	14/1	31/1	0/0	0/0	0/0	0/0	0/0	1/1	0/3	46/6
	-1974/75	9/0	20/1	0/0	0/0	0/0	0/0	0/2	0/0	0/10	29/13
Co-op Rec.	-1979/80	40/0	27/0	2/0	1/0	0/0	1/0	0/0	14/0	0/2	85/2
	-1978/79	16/1	35/5	1/1	0/0	0/0	0/0	0/0	1/0	0/9	53/16
	-1977/78	18/2	25/3	0/0	0/1	0/0	0/0	0/0	0/0	0/17	43/23
	-1976/77	20/1	24/0	0/0	0/0	0/0	0/0	0/0	0/0	0/6	44/7
	-1975/76	18/1	30/4	1/2	0/0	0/0	0/0	0/0	0/0	0/11	49/18
	-1974/75	15/0	29/2	0/0	0/0	0/0	0/0	0/2	1/0	0/10	45/14

NOTE: Figures to the left of the slash indicate applicants admitted under Early Final Admission.
 Figures to the right of the slash indicate applicants admitted under Regular Admission.
 Students admitted below 60.0 warranted admission due to circumstances relevant to each case.
 Students in Environmental Studies and Mathematics confirming through St. Jerome's are included in the figures shown for Environmental Studies and Mathematics.

DISTRIBUTION OF YEAR I CONFIRMED STUDENTS BY GRADE 13 ADMISSION AVERAGE
COMPARISON 1979/80 TO 1974/75

<u>FACULTY</u>	<u>PROGRAMME</u>	<u>100-75.0</u>	<u>74.9-66.0</u>	<u>65.9-65.0</u>	<u>64.9-64.0</u>	<u>63.9-63.0</u>	<u>62.9-62.0</u>	<u>61.9-60.0</u>	<u>59.9-00.0</u>	<u>Non Gr. 13</u>	<u>TOTAL</u>	
MATHEMATICS	Regular	-1979/80	88/29	74/8	4/2	4/0	2/2	0/1	2/0	0/1	0/83	174/126
		-1978/79	124/18	94/23	0/3	0/0	1/0	0/0	0/0	1/0	0/72	220/116
		-1977/78	143/78	101/25	4/1	1/0	1/0	1/0	0/0	0/1	0/72	251/131
		-1976/77	151/9	179/14	4/1	8/0	1/0	0/0	0/0	1/0	0/95	344/119
		-1975/76	163/13	65/8	6/0	15/3	3/0	2/0	1/4	3/0	0/85	258/113
		-1974/75	149/5	63/6	11/3	8/1	8/4	6/2	8/4	0/1	0/79	253/105
	Co-op	-1979/80	415/39	82/9	0/0	1/0	0/0	0/0	0/0	0/0	0/46	498/94
		-1978/79	372/36	27/2	0/0	0/0	0/0	0/0	0/1	0/0	0/43	399/82
		-1977/78	307/23	8/1	0/0	0/0	0/0	0/0	0/0	0/0	0/34	315/58
		-1976/77	408/9	3/0	0/0	0/0	0/0	0/0	0/1	0/0	0/41	411/51
		-1975/76	352/12	108/3	0/0	1/0	0/0	0/0	0/1	0/0	0/50	461/66
		-1974/75	333/2	127/2	0/0	1/0	0/0	0/0	1/1	3/1	0/30	465/36
	Co-op C.A. Option	-1979/80	153/5	1/0	0/0	0/0	0/0	0/0	0/0	0/0	0/11	154/16
		-1978/79	107/7	0/0	0/0	0/0	0/0	0/0	0/0	0/0	0/10	107/17
-1977/78		153/7	2/2	0/0	0/0	0/0	1/0	0/0	0/0	0/4	156/13	
SCIENCE Regular	-1979/80	97/20	76/28	6/8	2/3	7/3	6/2	9/5	1/3	0/100	204/172	
	-1978/79	83/11	81/14	5/3	5/2	7/1	8/5	5/3	1/8	0/105	195/152	
	-1977/78	126/15	137/35	16/4	17/7	16/5	14/6	17/12	1/16	0/109	344/209	
	-1976/77	133/8	131/12	23/1	23/1	29/7	22/3	30/8	2/4	0/181	393/225	
	-1975/76	135/6	122/5	6/1	17/1	22/1	23/1	31/4	7/3	0/70	373/92	
	-1974/75	129/5	105/8	13/4	16/1	9/2	9/2	13/3	6/6	0/129	300/160	

NOTE: Figures to the left of the slash indicate applicants admitted under Early Final Admission.
 Figures to the right of the slash indicate applicants admitted under Regular Admission.
 Students admitted below 60.0 warranted admission due to circumstances relevant to each case.
 Students in Environmental Studies and Mathematics confirming through St. Jerome's are included in the figures shown for Environmental Studies and Mathematics.

DISTRIBUTION OF YEAR I CONFIRMED STUDENTS BY GRADE 13 ADMISSION AVERAGE
COMPARISON 1979/80 TO 1974/75

<u>FACULTY</u>	<u>PROGRAMME</u>	<u>100-75.0</u>	<u>74.9-66.0</u>	<u>65.9-65.0</u>	<u>64.9-64.0</u>	<u>63.9-63.0</u>	<u>62.9-62.0</u>	<u>61.9-60.0</u>	<u>59.9-00.0</u>	<u>Non Gr. 13</u>	<u>TOTAL</u>
SCIENCE											
Co-op Biology	-1979/80	30/4	1/6	0/0	0/0	0/0	0/0	0/0	0/0	0/2	31/12
	-1978/79	31/5	23/1	0/1	1/0	1/0	0/0	0/0	0/0	0/1	56/8
Appl. Chem.	-1979/80	52/5	13/4	0/0	0/1	0/0	0/0	0/0	0/0	0/6	65/16
	-1978/79	37/2	37/4	1/0	1/0	0/1	0/0	1/0	0/0	0/8	77/15
	-1977/78	48/10	16/12	0/0	0/0	0/0	0/0	0/0	0/0	0/3	64/25
	-1976/77	49/0	32/1	3/0	4/0	0/0	1/0	2/0	0/0	0/13	91/14
	-1975/76	38/0	21/1	2/0	2/1	1/0	4/0	6/0	1/0	0/4	75/6
	-1974/75	34/0	28/0	2/0	3/0	0/0	1/0	0/1	0/0	0/3	68/4
Appl. Physics	-1979/80	22/7	13/1	0/1	0/0	0/0	0/0	0/1	0/0	0/7	35/17
	-1978/79	35/5	8/2	0/0	0/0	0/0	0/0	0/1	0/0	0/9	43/17
	-1977/78	26/5	8/0	0/0	0/0	0/0	0/0	0/0	0/0	0/5	34/10
	-1976/77	27/0	8/0	0/0	1/0	0/0	0/0	0/0	0/0	0/1	36/1
	-1975/76	25/1	5/0	0/0	0/0	0/0	0/0	0/0	0/0	0/1	30/2
	-1974/75	11/2	4/1	0/0	0/0	0/0	0/0	0/0	0/0	0/0	15/6
TOTAL	-1979/80	1729/195	593/129	44/18	41/10	32/13	34/15	54/18	33/30	0/805	2560/1233
	-1978/79	1583/216	645/181	43/19	18/19	43/16	31/23	54/31	27/28	0/740	2444/1273
	-1977/78	1642/191	700/189	60/26	58/26	43/26	52/25	71/57	7/49	0/715	2633/1304
	-1976/77	1600/71	958/87	74/10	73/10	77/13	69/11	88/37	12/34	0/985	2951/1258
	-1975/76	1467/59	1053/61	84/4	80/13	73/6	81/6	113/33	26/28	0/629	2977/843
	-1974/75	1253/28	1029/52	96/13	95/10	101/15	85/16	107/27	56/35	0/803	2822/999

NOTE: Figures to the left of the slash indicate applicants admitted under Early Final Admission.
 Figures to the right of the slash indicate applicants admitted under Regular Admission.
 Students admitted below 60.0 warranted admission due to circumstances relevant to each case.
 Students in Environmental Studies and Mathematics confirming through St. Jerome's are included in the figures shown for Environmental Studies and Mathematics.

UNIVERSITY OF WATERLOO
FULL-TIME UNDERGRADUATE ENROLMENT IN GENERAL AND HONOURS PROGRAMMES
FACULTY OF ARTS - ON CAMPUS

	UNIVERSITY				ST. JEROME'S				RENISON				TOTAL				
	GEN.		HONS.		GEN.		HONS.		GEN.		HONS.		GEN.		HONS.		
	M	F	M	F	M	F	M	F	M	F	M	F	M	F	M	F	
<u>YEAR II</u>																	
French & Spanish				1													1
French		3		6				1						3			7
Geography	2												2				
German & History			1												1		
German & Spanish			1												1		
German		1		2										1			2
History & Philosophy			1												1		
History & Pol.Sci.				1													1
History & Pol. (CDS)							1										1
History & Psychology				1													1
History & Sociology				1													1
History	8	7	7	8	4	1	1	1					12	8	8		9
Medieval Studies		1												1			
Philosophy & Psych.			1	1											1		1
Philosophy	2	1	4										2	1	4		
Political Sci/Admin.St.			4	1											4		1
Political Science	4	6	14	9									4	6	14		9
Psychology & Rel.St.			1												1		
Psychology	11	32	14	43	5	8	3	12					16	40	17		55
Religious St/Pacs Opt.			1												1		
Religious Studies	1	2	2	1		2		3					1	4	2		4
Russian		1												1			
Social Development St.									8	31	3	4	8	31	3		4
Sociology & Rec.				1													1
Sociology	4	6	1	5	1			1					5	6	1		6
Sociology, Co-op			2					1							2		1
	141	160	131	164	17	16	11	30	8	31	3	4	166	207	145		198

UNIVERSITY OF WATERLOO
FULL-TIME UNDERGRADUATE ENROLMENT IN GENERAL AND HONOURS PROGRAMMES
FACULTY OF ARTS - ON CAMPUS

	UNIVERSITY				ST. JEROME'S				RENISON				TOTAL			
	GEN.		HONS.		GEN.		HONS.		GEN.		HONS.		GEN.		HONS.	
	M	F	M	F	M	F	M	F	M	F	M	F	M	F	M	F
<u>YEAR III</u>																
Anthropology	2	4											2	4		
Anthropology, Co-op			1												1	
Arts	35	34			10	10							45	44		
Classical Studies				2												2
Drama & Theatre Arts	1	1	3	2			1						1	1	4	2
Economics & Math				1												1
Economics & Pol.Sci.			1												1	
Economics/Ap. Econ.Co-op			3	2											3	2
Economics/CA Opt. Co-op			2												2	
Economics/CA Opt.			3	1											3	1
Economics/Mgt.Acctg. Co-op				1												1
Economics/Mgt.Acctg.			1	1											1	1
Economics	28	19	5	2	2								30	19	5	2
English & History				1			1								1	1
English & Phil.			1												1	
English & Pol.Sci.				1												1
English & Psych.								1								1
English	10	14	12	9	2	3	7	7					12	17	19	16
English, Co-op			6	9			2	1							8	10
Fine Arts (Music)		3				1								4		
Fine Arts	3	10	7	12									3	10	7	12
French & German				2												2
French & Spanish				2				1								3
French	1	5		3												3
Geography	3	3	4										3	3	4	
German & History			1												1	
German & Russian				1												1
German		1		5										1		5

UNIVERSITY OF WATERLOO
FULL-TIME UNDERGRADUATE ENROLMENT IN GENERAL AND HONOURS PROGRAMMES

FACULTY OF ARTS - ON CAMPUS

	UNIVERSITY				ST. JEROME'S				RENISON				TOTAL				
	GEN.		HONS.		GEN.		HONS.		GEN.		HONS.		GEN.		HONS.		
	M	F	M	F	M	F	M	F	M	F	M	F	M	F	M	F	
<u>YEAR IV</u>																	
Drama & Theatre Arts				3													3
Econ & Poli Sci/Admin St.			1										1				
Economics/Ap. Econ. Co-op			1										1				
Economics/CA Opt. Co-op				1													1
Economics/CA Opt.			6										6				
Economics			6	4			2	1					8				5
English & French				1													1
English & History				1			1						1				1
English & Psych.								1									1
English & Russian				1													1
English			5	7			8	10					13				17
English Co-op			2	2									2				2
Fine Arts			2	5									2				6
French & German				1													1
French			1	8			1						2				8
Geography			2										2				1
German & History			2										2				
German			1	1									1				1
History & Philosophy							1						1				
History & Pol.Sci.			1	1									1				1
History/Pacs Option			1										1				
History			17	11			1	1					18				12
Music			1										1				
Philosophy				1													1
Political Sci/Admin.St.			1										1				
Political Science			7	2									7				2
Psych/E Child Ed. Opt.				6													6
Psychology			11	19			3	5					14				24
Religious Studies			3	1									3				1

UNIVERSITY OF WATERLOO
FULL-TIME UNDERGRADUATE ENROLMENT IN GENERAL AND HONOURS PROGRAMMES
FACULTY OF ARTS - ON CAMPUS

	UNIVERSITY				ST. JEROME'S				RENISON				TOTAL			
	GEN.		HONS.		GEN.		HONS.		GEN.		HONS.		GEN.		HONS.	
	M	F	M	F	M	F	M	F	M	F	M	F	M	F	M	F
<u>YEAR IV</u>																
Russian				1												1
Social Development St.											1				1	
Sociology			2	2											2	2
			76	82			17	20			1				94	102

UNIVERSITY OF WATERLOO
FULL-TIME UNDERGRADUATE ENROLMENT IN GENERAL AND HONOURS PROGRAMMES
FACULTY OF ARTS - OFF CAMPUS

	UNIVERSITY				ST. JEROME'S				RENISON				TOTAL			
	GEN.		HONS.		GEN.		HONS.		GEN.		HONS.		GEN.		HONS.	
	M	F	M	F	M	F	M	F	M	F	M	F	M	F	M	F
<u>YEAR II</u>																
Economics/AP Econ. Co-op			1												1	
Economics/CA Opt., Co-op			1												1	
Economics/Mgt.Acctg.,Co-op			1	1											1	1
English, Co-op				1												1
			<u>3</u>	<u>2</u>											<u>3</u>	<u>2</u>
<u>YEAR III</u>																
Economics/AP Econ., Co-op			1												1	
Economics/CA Opt., Co-op			7	1											7	1
Economics/Mgt.Acctg.,Co-op			1	3											1	3
English, Co-op			4	7											4	7
			<u>13</u>	<u>11</u>											<u>13</u>	<u>11</u>
<u>YEAR IV</u>																
Economics/AP Econ., Co-op			1	1											1	1
Economics/CA Opt., Co-op			1	1											1	1
Poli Sci/Admin St., Co-op				1												1
Political Science, Co-op			2	2											2	2
			<u>4</u>	<u>5</u>											<u>4</u>	<u>5</u>

UNIVERSITY OF WATERLOO
FULL-TIME UNDERGRADUATE ENROLMENT IN HONOURS PROGRAMMES
FACULTY OF ENGINEERING

	ON CAMPUS TOTAL HONS.			OFF CAMPUS TOTAL HONS.			GRAND TOTAL ON & OFF CAMPUS HONS.	
	M	F		M	F		M	F
<u>YEAR I</u>								
Chemical Engineering	86	16				86	16	
General Engineering	510	26				510	26	
Systems Design	60	10				60	10	
	<u>656</u>	<u>52</u>	708			<u>656</u>	<u>52</u>	708
<u>YEAR II</u>								
Chemical Engineering	80	15		29	9	109	24	
Civil Engineering	121	1		23	4	144	5	
Electrical Engineering	234	3		62	1	296	4	
Mechanical Engineering	202	7		64	1	266	8	
Systems Design	46	7		61	9	107	16	
	<u>683</u>	<u>33</u>	716	<u>239</u>	<u>24</u>	<u>922</u>	<u>57</u>	979
<u>YEAR III</u>								
Chemical Engineering	38	4		56	17	94	21	
Civil Engineering	91	5		124	9	215	14	
Electrical Engineering	81	2		131	6	212	8	
Mechanical Engineering	77	7		138	1	215	8	
Systems Design	-	-		41	7	41	7	
	<u>287</u>	<u>18</u>	305	<u>490</u>	<u>40</u>	<u>777</u>	<u>58</u>	835
<u>YEAR IV</u>								
Chemical Engineering	23			35	8	58	8	
Civil Engineering	60	2		63	2	123	4	
Electrical Engineering	46			59	2	105	2	
Mechanical Engineering	51			60	2	111	2	
Systems Design	36	2		-	-	36	2	
	<u>216</u>	<u>4</u>	220	<u>217</u>	<u>14</u>	<u>433</u>	<u>18</u>	451

UNIVERSITY OF WATERLOO
FULL-TIME UNDERGRADUATE ENROLMENT IN GENERAL AND HONOURS PROGRAMMES
ENVIRONMENTAL STUDIES - ON CAMPUS

	UNIVERSITY				ST. JEROME'S				RENISON				TOTAL				
	GEN.		HONS.		GEN.		HONS.		GEN.		HONS.		GEN.		HONS.		
	M	F	M	F	M	F	M	F	M	F	M	F	M	F	M	F	
<u>YEAR III</u>																	
Man-Environ.&Geog.			4	2											4	2	
Man-Environ.&Math.				1												1	
Man-Environ.&Psych.				1												1	
Man-Environ.&Rec.			1	2										1	2		
Man-Environ.&Soc.			1											1			
Man-Environ/Bio.Opt.			1											1			
Man-Environment			28	8										28	8		
Pre-Architecture			39	4										39	4		
Urban&Regional Pl.			28	31										28	31		
	38	19	145	83										38	19	145	83
<u>YEAR IV</u>																	
Architecture			28	9											28	9	
Geography & Earth				1												1	
Geography & Econ.			1											1			
Geography & German				1												1	
Geography & M.Env.			1	2										1	2		
Geography & P.Sci.			1											1			
Geography & Rec.			1											1			
Geography, Co-op			1	1										1	1		
Geography			31	14			1	2						32	16		
Man-Environ.&Econ.			1											1			
Man-Environ.&Geog.			3											3			
Man-Environ.&P.Sci.			1											1			
Man-Environ.&Psych.			1	1										1	1		
Man-Environ.&Rec.				1											1		

UNIVERSITY OF WATERLOO
FULL-TIME UNDERGRADUATE ENROLMENT IN GENERAL AND HONOURS PROGRAMMES
ENVIRONMENTAL STUDIES - ON CAMPUS

	UNIVERSITY				ST. JEROME'S				RENISON				TOTAL				
	GEN.		HONS.		GEN.		HONS.		GEN.		HONS.		GEN.		HONS.		
	M	F	M	F	M	F	M	F	M	F	M	F	M	F	M	F	
<u>YEAR IV</u>																	
Man-Environ/Bio.Opt.			1	7											1	7	
Man-Environment			13	6										13	6		
Urban&Regional Pl.			43	23										43	23		
			<u>127</u>	<u>66</u>				<u>1</u>	<u>2</u>					<u>128</u>	<u>68</u>		

UNIVERSITY OF WATERLOO
FULL-TIME UNDERGRADUATE ENROLMENT IN GENERAL AND HONOURS PROGRAMMES
HUMAN KINETICS & LEISURE STUDIES - ON CAMPUS

	UNIVERSITY				TOTAL			
	GEN.		HONS.		GEN.		HONS.	
	M	F	M	F	M	F	M	F
<u>YEAR I</u>								
Dance (BA)		3		9		3		9
Dance (BSC)				7				7
Health Studies, Co-op			5	6			5	6
Health Studies				15				15
Kinesiology & Health			1				1	
Kinesiology	1		24	31	1		24	31
Kinesiology, Co-op			32	61			32	61
Recreation & Geog., Co-op				1				1
Recreation & Geography				1				1
Recreation & M-Env., Co-op				1				1
Recreation & Soc.				1				1
Recreation/Bus. Opt.			2				2	
Recreation/Bus., Co-op			2	7			2	7
Recreation			10	26			10	26
Recreation, Co-op			4	64			4	64
		4	89	230		4	89	230
<u>YEAR II</u>								
Dance (BA)				1				1
Dance (BSC)				8				8
Health Studies, Co-op			1	13			1	13
Health Studies			4	20			4	20
Kinesiology & Health, Co-op				1				1
Kinesiology/Hlth, Co-op				2				2
Kinesiology	7	4	28	38	7	4	28	38

UNIVERSITY OF WATERLOO
FULL-TIME UNDERGRADUATE ENROLMENT IN GENERAL AND HONOURS PROGRAMMES
HUMAN KINETICS & LEISURE STUDIES - ON CAMPUS

	UNIVERSITY				TOTAL			
	GEN.		HONS.		GEN.		HONS.	
	M	F	M	F	M	F	M	F
<u>YEAR II</u>								
Kinesiology, Co-op			9	32			9	32
Recreation & Geog., Co-op			2	1			2	1
Recreation & Man-Env., Co-op				1				1
Recreation & Man-Env.			1				1	
Recreation/Bus. Opt.			4	4			4	4
Recreation/Bus., Co-op			1	7			1	7
Recreation			6	33			6	33
Recreation, Co-op			6	36			6	36
	7	4	62	197	7	4	62	197
<u>YEAR III</u>								
Dance (BA)		1				1		
Dance (BSC)				12				12
Health Studies			1	3			1	3
Kinesiology & Health			1				1	
Kinesiology/Health St.				12				12
Kinesiology/Hlth, Co-op			2	7			2	7
Kinesiology	6	5	29	34	6	5	29	34
Kinesiology, Co-op			18	24			18	24
Recreation & Soc.				1				1
Recreation/Bus. Opt.			3	4			3	4
Recreation/Bus., Co-op			1	4			1	4
Recreation			9	20			9	20
Recreation, Co-op			4	16			4	16
	6	6	68	137	6	6	68	137

UNIVERSITY OF WATERLOO
FULL-TIME UNDERGRADUATE ENROLMENT IN GENERAL AND HONOURS PROGRAMMES
HUMAN KINETICS & LEISURE STUDIES - ON CAMPUS

	UNIVERSITY				TOTAL			
	GEN.		HONS.		GEN.		HONS.	
	M	F	M	F	M	F	M	F
<u>YEAR IV</u>								
Dance (BSC)				6				6
Health Studies, Co-op				1				1
Kinesiology/Health Studies			6	12			6	12
Kinesiology/Hlth, Co-op				2				2
Kinesiology		1	29	55		1	29	55
Kinesiology, Co-op				10				10
Recreation & Geography				3				3
Recreation/Bus Opt.				3				3
Recreation/Bus,Co-op			4	3			4	3
Recreation			5	23			5	23
Recreation, Co-op			3	7			3	7
		1	47	125		1	47	125

UNIVERSITY OF WATERLOO
FULL-TIME UNDERGRADUATE ENROLMENT IN GENERAL AND HONOURS PROGRAMMES
HUMAN KINETICS & LEISURE STUDIES - OFF CAMPUS

	UNIVERSITY				TOTAL			
	GEN.		HONS.		GEN.		HONS.	
	M	F	M	F	M	F	M	F
<u>YEAR II</u>								
Health Studies, Co-op				1				1
Kinesiology, Co-op			1				1	
			<u>1</u>	<u>1</u>			<u>1</u>	<u>1</u>
<u>YEAR III</u>								
Health Studies, Co-op				1				1
Kinesiology, Co-op			14	24			14	24
Kinesiology/Hlth, Co-op				1				1
Recreation & Geog., Co-op				1				1
Recreation/Bus., Co-op			3	3			3	3
Recreation, Co-op			2	12			2	12
			<u>19</u>	<u>42</u>			<u>19</u>	<u>42</u>
<u>YEAR IV</u>								
Health Studies, Co-op			1				1	
Kinesiology/Hlth., Co-op			1	2			1	2
Kinesiology, Co-op			6	15			6	15
Recreation & Geog., Co-op				1				1
Recreation, Co-op			3	9			3	9
			<u>11</u>	<u>27</u>			<u>11</u>	<u>27</u>

UNIVERSITY OF WATERLOO
FULL-TIME UNDERGRADUATE ENROLMENT IN GENERAL AND HONOURS PROGRAMMES
FACULTY OF MATHEMATICS - ON CAMPUS

	UNIVERSITY				ST. JEROME'S				RENISON				TOTAL			
	GEN.		HONS.		GEN.		HONS.		GEN.		HONS.		GEN.		HONS.	
	M	F	M	F	M	F	M	F	M	F	M	F	M	F	M	F
Actuarial Science, Co-op			17	11											17	11
AMath with Eng., Co-op			20	5											20	5
Applied Math, Co-op			1												1	
Computer Science, Co-op			206	79											206	79
Math/Mgt. Acct., Co-op	9	9	22	14									9	9	22	14
Mathematics/Bus., Co-op	9	7	18	9									9	7	18	9
Mathematics/CA, Co-op	11	6	75	61									11	6	75	61
Mathematics, Co-op	22	18	13	11									22	18	13	11
Mathematics	48	26	124	66	1		13	10					48	27	137	76
Mathematics, Pass	2												2			
Operations Research, Co-op			2	6											2	6
PMath/Stats Minor, Co-op			3	1											3	1
Pure Math/CS Minor, Co-op			14	9											14	9
Statistics, Co-op			4	5											4	5
	101	66	519	287	1		13	10					101	67	532	297

285

997

YEAR I

Actuarial Science, Co-op
AMath with Eng., Co-op
Applied Math, Co-op
Computer Science, Co-op
Math/Mgt. Acct., Co-op
Mathematics/Bus., Co-op
Mathematics/CA, Co-op
Mathematics, Co-op
Mathematics
Mathematics, Pass
Operations Research, Co-op
PMath/Stats Minor, Co-op
Pure Math/CS Minor, Co-op
Statistics, Co-op

YEAR II

Actuarial Science, Co-op
AMath with Eng., Co-op
Computer Science, Co-op
Computer Science
Math/Mgt. Acctg., Co-op
Mathematics & Phil.
Mathematics/Bus. Adm.
Mathematics/Bus., Co-op
Mathematics/CA Opt.
Mathematics/CA, Co-op
Mathematics/Engin., Co-op

2

UNIVERSITY OF WATERLOO
FULL-TIME UNDERGRADUATE ENROLMENT IN GENERAL AND HONOURS PROGRAMMES
FACULTY OF MATHEMATICS - ON CAMPUS

	UNIVERSITY				ST. JEROME'S				RENISON				TOTAL			
	GEN.		HONS.		GEN.		HONS.		GEN.		HONS.		GEN.		HONS.	
	M	F	M	F	M	F	M	F	M	F	M	F	M	F	M	F
<u>YEAR II</u>																
Mathematics/Mgt. Acctg.	1	2	1										1	2	1	
Mathematics/Tchg., Co-op		3	4	3										3	4	3
Mathematics, Co-op	62	39	115	48									62	39	115	48
Mathematics	107	59	80	20	7	4	6	1					114	63	86	21
Mathematics, Pass		2				1								3		
Operations Research, Co-op			1												1	
Pure Math/CS Minor, Co-op			1												1	
	<u>229</u>	<u>155</u>	<u>250</u>	<u>87</u>	<u>7</u>	<u>5</u>	<u>8</u>	<u>1</u>					<u>236</u>	<u>160</u>	<u>258</u>	<u>88</u>

742

YEAR III

Actuarial & Comp.Sci., Co-op			3												3	
Actuarial Science, Co-op			2	1											2	1
Actuarial Science			3	3			3	2							6	5
AMath with Eng., Co-op			1												1	
Appl. Math & Comp.Science			1												1	
Appl. Math & Pure Math			2												2	
Applied Mathematics			4	4			1								5	4
Applied Math. & Phil.			1												1	
Comb. & Opt. & Cp.Science, Co-op			1												1	
Comb.&Optim. & Econ.			1												1	
Comb. & Optim.			2	4			1	1							3	5
Comp.Sci, & Comb. & Opt.			4												4	
Comp.Sci, & Comb.&Opt., Co-op			1	1											1	1
Comp.Sci. & P.Math., Co-op				1												1
Comp.Sci/Stats., Co-op			1												1	
Computer Science & P.Math			1												1	
Computer Science, Co-op			24	9											24	9
Computer Science			26	9				1							26	10

78

UNIVERSITY OF WATERLOO
FULL-TIME UNDERGRADUATE ENROLMENT IN GENERAL AND HONOURS PROGRAMMES
FACULTY OF MATHEMATICS - ON CAMPUS

	UNIVERSITY				ST. JEROME'S				RENISON				TOTAL			
	GEN.		HONS.		GEN.		HONS.		GEN.		HONS.		GEN.		HONS.	
	M	F	M	F	M	F	M	F	M	F	M	F	M	F	M	F
<u>YEAR III</u>																
Math/Mgt. Acctg., Co-op	7	6	1	1									7	6	1	1
Mathematics/Bus. Adm.		2												2		
Mathematics/Bus., Co-op	2	3	1	1									2	3	1	1
Mathematics/CA Opt.	6												6			
Mathematics/CA, Co-op	35	16	7	1									35	16	7	1
Mathematics/Mgt. Acctg.	1	1	1										1	1	1	
Mathematics/Tchg., Co-op	3	14	2	2									3	14	2	2
Mathematics, Co-op	32	14											32	14		
Mathematics	93	47			7	3							100	50		
Mathematics, Pass	22	6			1								23	6		
Pure Math & Comp.Sci.			2												2	
Pure Math/CS Minor			1												1	
Pure Mathematics			2	1											2	1
Statistics			5	2											5	2
Statistics, Co-op			1												1	
	201	109	101	40	8	3	5	4					209	112	106	44

411

<u>YEAR IV</u>																
Actuarial Sci. & C&O				1												1
Actuarial Science, Co-op			4											4		
Actuarial Science			1	1										1	1	
Actuarial/Comp.Sci.			2											2		
Appl. Math. & Pure Math.			5											5		
Applied Mathematics			4	1			1	3						5	4	
Combinatorics & Optim.			4	4			1							5	4	
Comp. Sci. & Comb. & Opt.			2	1										2	1	
Comp. Sci. & Comb.&Opt., Co-op			1											1		
Computer Science & Econ.			2											2		

UNIVERSITY OF WATERLOO
FULL-TIME UNDERGRADUATE ENROLMENT IN GENERAL AND HONOURS PROGRAMMES
FACULTY OF MATHEMATICS - ON CAMPUS

	UNIVERSITY				ST. JEROME'S				RENISON				TOTAL			
	GEN.		HONS.		GEN.		HONS.		GEN.		HONS.		GEN.		HONS.	
	M	F	M	F	M	F	M	F	M	F	M	F	M	F	M	F
<u>YEAR IV</u>																
Computer Science, Co-op			35	6									35	6		
Computer Science			14	15		2							16	15		
Math/Mgt. Acctg., Co-op		3											3			
Mathematics/Bus. Adm.	1	1											1	1		
Mathematics/Bus., Co-op	5	5	3	1									5	5	3	1
Mathematics/CA Opt.	1												1			
Mathematics/CA, Co-op	31	11	5	2									31	11	5	2
Mathematics/Tchg., Co-op	4	6	5	3									4	6	5	3
Mathematics, Co-op	27	13											27	13		
Mathematics	70	31			2	1							72	32		
Pure Math & Comp.Sci.			1											1		
Pure Mathematics			3											3		
Statistics/Comp.Sci.				1												1
Statistics			1	1										1	1	
Statistics, Co-op			1											1		
Stats/Actuarial, Co-op			1											1		
Stats/Comp.Sci., Co-op			1											1		
	139	70	95	37	2	1	4	3					141	71	99	40

78

351

UNIVERSITY OF WATERLOO
FULL-TIME UNDERGRADUATE ENROLMENT IN GENERAL AND HONOURS PROGRAMMES
FACULTY OF MATHEMATICS - OFF CAMPUS

	UNIVERSITY				ST. JEROME'S				RENISON				TOTAL					
	GEN.		HONS.		GEN.		HONS.		GEN.		HONS.		GEN.		HONS.			
	M	F	M	F	M	F	M	F	M	F	M	F	M	F	M	F		
<u>YEAR II</u>																		
Actuarial Science, Co-op			5	2											5	2		
Computer Science, Co-op			30	9											30	9		
Math/Mgt Acctg., Co-op	7	8	3	1									7	8	3	1		
Mathematics/Bus., Co-op	2												2					
Mathematics/CA, Co-op	28	20	28	11									28	20	28	11		
Mathematics/Engin., Co-op			13	4											13	4		
Mathematics/Tchg., Co-op		3	3	4										3	3	4		
Mathematics, Co-op	27	16	40	7									27	16	40	7		
Pure Math/CS Minor, Co-op			1												1			
	64	47	123	38									64	47	123	38		

<u>YEAR III</u>																		
Actuarial Science, Co-op			4	5											4	5		
AMath with Eng., Co-op			10												10			
Applied Math., Co-op			1												1			
Comb. & Optim., Co-op				1												1		
Comp. Sci & Comb.&Opt., Co-op			2												2			
Comp. Sci & Econ., Co-op			1												1			
Comp. Sci/Stats., Co-op				1												1		
Computer Science, Co-op			56	5											56	5		
Math/Mgt. Acctg., Co-op	13	7	1										13	7	1			
Mathematics/Bus., Co-op	10	10	2	1									10	10	2	1		
Mathematics/CA, Co-op	29	22	8	2									29	22	8	2		
Mathematics/Tchg., Co-op	3	15	3	3									3	15	3	3		
Mathematics, Co-op	45	40		1									45	40		1		
Operations Research, Co-op			1												1			
Pure Math/CS Minor, Co-op			1												1			

(115)

(114)

UNIVERSITY OF WATERLOO
FULL-TIME UNDERGRADUATE ENROLMENT IN GENERAL AND HONOURS PROGRAMMES
FACULTY OF MATHEMATICS - OFF CAMPUS

	UNIVERSITY				ST. JEROME'S				RENISON				TOTAL					
	GEN.		HONS.		GEN.		HONS.		GEN.		HONS.		GEN.		HONS.			
	M	F	M	F	M	F	M	F	M	F	M	F	M	F	M	F		
<u>YEAR III</u>																		
Statistics, Co-op			5												5			
Stats/Comp. Sci., Co-op				1												1		
	100	94	95	20									100	94	95	20		309
<u>YEAR IV</u>																		
Actuarial & Comp.Sci.			1												1			
Actuarial Sci & C&O., Co-op			1												1			4
Actuarial Science, Co-op			1	1											1	1		
AMath with Eng., Co-op			1	1											1	1		
Appl. Math & French, Co-op			1												1			
Applied Math., Co-op			1												1			
Comb. & Optim., Co-op				1												1		
Computer Science, Co-op			21	9											21	9		30 05
Math/Mgt. Acctg., Co-op	2	1	1										2	1	1			4
Mathematics/Bus., Co-op	4	2	1	3									4	2	1	3		10
Mathematics/CA, Co-op	20	14	9	2									20	14	9	2		45
Mathematics, Co-op	14	11											14	11				
	40	28	38	17									40	28	38	17		123

UNIVERSITY OF WATERLOO
FULL-TIME UNDERGRADUATE ENROLMENT IN GENERAL AND HONOURS PROGRAMMES
FACULTY OF SCIENCE - ON CAMPUS

	UNIVERSITY				TOTAL			
	GEN.		HONS.		GEN.		HONS.	
	M	F	M	F	M	F	M	F
<u>YEAR I</u>								
Appl. Chemistry, Co-op			54	25			54	25
Appl. Physics, Co-op			48	2			48	2
Biology, Co-op			14	27			14	27
Science, First Year	272	117			272	117		
	<u>272</u>	<u>117</u>	<u>116</u>	<u>54</u>	<u>272</u>	<u>117</u>	<u>116</u>	<u>54</u>
<u>YEAR II</u>								
Appl. Chemistry, Co-op			43	21			43	21
Appl. Earth Sci/Geot., Co-op			8				8	
Appl. Earth Sciences, Co-op			20	4			20	4
Appl. Physics, Co-op			24	2			24	2
Biology & Chemistry			5	7			5	7
Biology	3	6	14	11	3	6	14	11
Biology, Co-op			18	16			18	16
Chemistry/Math Opt.			1	1			1	1
Chemistry/Phys Opt.			1				1	
Chemistry	7	1	4	4	7	1	4	4
Earth Sciences/Geog.			1				1	
Earth Sciences	4	2	4	3	4	2	4	3
Optometry			35	25			35	25
Physics	9		16		9		16	
Psychology			1	1			1	1
Science & Bus.	5	8			5	8		
Honours Science			24	15			24	15
Honours Science/Biology			7	7			7	7
Science/Biology			1				1	

UNIVERSITY OF WATERLOO
FULL-TIME UNDERGRADUATE ENROLMENT IN GENERAL AND HONOURS PROGRAMMES
FACULTY OF SCIENCE - ON CAMPUS

	UNIVERSITY				TOTAL			
	GEN.		HONS.		GEN.		HONS.	
	M	F	M	F	M	F	M	F
<u>YEAR II</u>								
Science	68	20			68	20		
	96	37	227	117	96	37	227	117
<u>YEAR III</u>								
Appl. Chemistry, Co-op			27	12			27	12
Appl. Earth Sci/Geot., Co-op			2				2	
Appl. Earth Sciences, Co-op			14	3			14	3
Biology & Chemistry			6	7			6	7
Biology	7	2	11	8	7	2	11	8
Chemistry/Env.St.Opt.			2				2	
Chemistry/Math. Opt.				1				1
Chemistry	10	4	12	5	10	4	12	5
Earth Sciences/Geog.			2				2	
Earth Sciences	6		10	1	6		10	1
Optometry			41	19			41	19
Physics	8		16	1	8		16	1
Psychology			3	2			3	2
Science & Bus.	9	1			9	1		
Honours Science			6	4			6	4
Honours Science/Biology			2	1			2	1
Honours Science/Chemistry			5	1			5	1
Honours Science/Earth Sci.			2				2	
Honours Science/Physics			1				1	
Science	59	22			59	22		
	99	29	162	65	99	29	162	65

UNIVERSITY OF WATERLOO
FULL-TIME UNDERGRADUATE ENROLMENT IN GENERAL AND HONOURS PROGRAMMES
FACULTY OF SCIENCE - ON CAMPUS

	UNIVERSITY				TOTAL			
	GEN.		HONS.		GEN.		HONS.	
	M	F	M	F	M	F	M	F
<u>YEAR IV</u>								
Appl. Chemistry, Co-op			27	10			27	10
Appl. Earth Sciences, Co-op			8	2			8	2
Appl. Physics, Co-op			16				16	
Biology & Chemistry			6	4			6	4
Biology	3		24	12	3		24	12
Chemistry/Math. Opt.			2	1			2	1
Chemistry	15	2	15	2	15	2	15	2
Earth Sciences/Geog.			1				1	
Earth Sciences	4		16	2	4		16	2
Optometry			43	15			43	15
Physics	3		4		3		4	
Psychology			1				1	
Science & Business	8	1			8	1		
Honours Science			6	2			6	2
Honours Science/Biology			9	8			9	8
Honours Science/Chemistry			1	2			1	2
Honours Science/Earth Science			1				1	
	33	3	180	60	33	3	180	60
<u>YEAR V</u>								
Optometry			42	16			42	16

UNIVERSITY OF WATERLOO
FULL-TIME UNDERGRADUATE ENROLMENT IN GENERAL AND HONOURS PROGRAMMES
FACULTY OF SCIENCE - OFF CAMPUS

	UNIVERSITY				TOTAL			
	GEN.		HONS.		GEN.		HONS.	
	M	F	M	F	M	F	M	F
<u>YEAR II</u>								
Appl. Chemistry, Co-op			19	7			19	7
Appl. Physics, Co-op			13				13	
			<u>32</u>	<u>7</u>			<u>32</u>	<u>7</u>
<u>YEAR III</u>								
Appl. Chemistry, Co-op			24	10			24	10
Appl. Earth Sci/Geot, Co-op			1				1	
Appl. Earth Sciences, Co-op			18	3			18	3
Appl. Physics, Co-op			13				13	
Biology, Co-op			6	5			6	5
			<u>62</u>	<u>18</u>			<u>62</u>	<u>18</u>

UNIVERSITY OF WATERLOO
PART-TIME UNDERGRADUATE ENROLMENT IN GENERAL AND HONOURS PROGRAMMES
FACULTY OF ARTS - ON CAMPUS

	UNIVERSITY				ST. JEROME'S				RENISON				TOTAL			
	GEN.		HONS.		GEN.		HONS.		GEN.		HONS.		GEN.		HONS.	
	M	F	M	F	M	F	M	F	M	F	M	F	M	F	M	F
<u>YEAR I</u>																
Arts, First Year	395	752			5	37			1	2			401	791		
Social Devel. St.									2	3			2	3		
	<u>395</u>	<u>752</u>			<u>5</u>	<u>37</u>			<u>3</u>	<u>5</u>			<u>403</u>	<u>794</u>		
<u>YEAR II</u>																
Anthropology		1		1										1		1
Arts, General	61	130			3	17							64	147		
Classical Civil.	1	1				1							1	2		
Economics/CA Opt.-Co-op			1	1											1	1
Economics/Mgt.Acctg.Co-op			1												1	
Economics	21	11	1	1		1							21	12	1	1
English	3	13		1		1				1			3	15		1
English, Co-op				1												1
Fine Arts (Music)		2												2		
Fine Arts		1		1										1		1
French	1			1									1			1
Geography		1	1											1	1	
History	11	3				2							11	5		
History (CDS)				1												1
Philosophy	1												1			
Political Science	3	1		1									3	1		1
Psychology	12	50		5		3							12	53		5
Religious Studies		1				5								6		
Social Develop.									1	5			1	5		
Sociology		1			1								1	1		
	<u>114</u>	<u>217</u>	<u>4</u>	<u>14</u>	<u>4</u>	<u>31</u>			<u>1</u>	<u>6</u>			<u>119</u>	<u>254</u>	<u>4</u>	<u>14</u>

UNIVERSITY OF WATERLOO
PART-TIME UNDERGRADUATE ENROLMENT IN GENERAL AND HONOURS PROGRAMMES
FACULTY OF ARTS - ON CAMPUS

	UNIVERSITY				ST. JEROME'S				RENISON				TOTAL			
	GEN.		HONS.		GEN.		HONS.		GEN.		HONS.		GEN.		HONS.	
	M	F	M	F	M	F	M	F	M	F	M	F	M	F	M	F
<u>YEAR III</u>																
Anthropology			1											1		
Arts, General	41	47			4	5							45	52		
Classical Civil.		1												1		
Drama & Theatre Arts				1												1
Economics/Ap Econ.,Co-op			4	3										4		3
Economics/CA Opt.,Co-op			3											3		
Economics/CA Option			1											1		
Econ/Mgt. Acctg., Co-op				1												1
Economics	10	3				1							10	4		
English	3	8		2	3	1	1	1					6	9	1	3
English, Co-op				5												5
Fine Arts	4	5				1							4	6		
French		1												1		
German				1												1
History	8	7	1	4	1	1							9	8	1	4
Phil&Rel St/Pacs Opt.			1												1	
Psych/Pacs Opt.		1												1		
Psychology	14	29	4	3		4							14	33	4	3
Religious Studies		1			3	4							3	5		
Social Development St.									2	7			2	7		
Sociology	1	4				2							1	6		
	<u>81</u>	<u>108</u>	<u>14</u>	<u>20</u>	<u>11</u>	<u>19</u>	<u>1</u>	<u>1</u>	<u>2</u>	<u>7</u>			<u>94</u>	<u>134</u>	<u>15</u>	<u>21</u>

UNIVERSITY OF WATERLOO
PART-TIME UNDERGRADUATE ENROLMENT IN GENERAL AND HONOURS PROGRAMMES
ENVIRONMENTAL STUDIES - ON CAMPUS

	UNIVERSITY				ST. JEROME'S				RENISON				TOTAL				
	GEN.		HONS.		GEN.		HONS.		GEN.		HONS.		GEN.		HONS.		
	M	F	M	F	M	F	M	F	M	F	M	F	M	F	M	F	
<u>YEAR I</u>																	
Geography	3	1	1											3	1	1	
Man-Environment			1													1	
	<u>3</u>	<u>1</u>	<u>2</u>											<u>3</u>	<u>1</u>	<u>2</u>	
<u>YEAR II</u>																	
Geography		1	1	1											1	1	1
Geography, Co-op			2													2	
Pre-Architecture, Co-op			6	1												6	1
		<u>1</u>	<u>9</u>	<u>2</u>										<u>1</u>	<u>9</u>	<u>2</u>	
<u>YEAR III</u>																	
Geography & Math			1													1	
Geography	4	5												4	5		
Geography, Co-op			4	4												4	4
Man-Environment			2													2	
Pre-Architecture, Co-op			3	3												3	3
	<u>4</u>	<u>5</u>	<u>10</u>	<u>7</u>										<u>4</u>	<u>5</u>	<u>10</u>	<u>7</u>

UNIVERSITY OF WATERLOO
PART-TIME UNDERGRADUATE ENROLMENT IN GENERAL AND HONOURS PROGRAMMES
ENVIRONMENTAL STUDIES - ON CAMPUS

	UNIVERSITY				ST. JEROME'S				RENISON				TOTAL					
	GEN.		HONS.		GEN.		HONS.		GEN.		HONS.		GEN.		HONS.			
	M	F	M	F	M	F	M	F	M	F	M	F	M	F	M	F		
<u>YEAR IV</u>																		
Geography & M.Env.			1												1			
Geography, Co-op				1												1		
Geography			3	4											3	4		
Man-Environ.&Geog.			2												2			
Man-Environ.&Psych.			1												1			
Man-Environment			1	1											1	1		
			<u>8</u>	<u>6</u>											<u>8</u>	<u>6</u>		
<u>YEAR V</u>																		
Architecture, Co-op			1												1			

UNIVERSITY OF WATERLOO
PART-TIME UNDERGRADUATE ENROLMENT IN GENERAL AND HONOURS PROGRAMMES
HUMAN KINETICS & LEISURE STUDIES - ON CAMPUS

	UNIVERSITY				TOTAL			
	GEN.		HONS.		GEN.		HONS.	
	M	F	M	F	M	F	M	F
<u>YEAR I</u>								
Dance, (BA)		1				1		
Recreation			1	1			1	1
		1	1	1		1	1	1
<u>YEAR II</u>								
Health Studies								1
Kinesiology/Health Studies								1
Kinesiology, Co-op			1	1			1	1
			1	3			1	3
<u>YEAR III</u>								
Dance (BSC)								1
Health Studies								1
Kinesiology/Health Studies								1
Kinesiology/Health, Co-op								1
Kinesiology		1		1		1		1
Kinesiology, Co-op			1	7			1	7
Recreation/Bus., Co-op			1				1	
Recreation, Co-op				2				2
		1	2	14		1	2	14

UNIVERSITY OF WATERLOO
PART-TIME UNDERGRADUATE ENROLMENT IN GENERAL AND HONOURS PROGRAMMES
HUMAN KINETICS & LEISURE STUDIES - ON CAMPUS

	UNIVERSITY				TOTAL			
	GEN.		HONS.		GEN.		HONS.	
	M	F	M	F	M	F	M	F
<u>YEAR IV</u>								
Dance (BSC)				1				1
Kinesiology/Health, Co-op			1	2			1	2
Kinesiology, Co-op			4	6			4	6
Recreation & Soc., Co-op				1				1
Recreation & Soc.				1				1
Recreation/Bus. Opt.				1				1
Recreation/Bus., Co-op			1				1	
Recreation			1	3			1	3
Recreation, Co-op			2	4			2	4
			<u>9</u>	<u>19</u>			<u>9</u>	<u>19</u>

UNIVERSITY OF WATERLOO
PART-TIME UNDERGRADUATE ENROLMENT IN GENERAL AND HONOURS PROGRAMMES
FACULTY OF MATHEMATICS - ON CAMPUS

	UNIVERSITY				ST. JEROME'S				RENISON				TOTAL				
	GEN.		HONS.		GEN.		HONS.		GEN.		HONS.		GEN.		HONS.		
	M	F	M	F	M	F	M	F	M	F	M	F	M	F	M	F	
<u>YEAR I</u>																	
Mathematics/CA Opt.				1													1
Mathematics, Co-op		1	1	1										1	1		1
Mathematics	9	3	1	1										9	3	1	1
Mathematics, Pass	19	11				1								19	12		
	<u>28</u>	<u>15</u>	<u>2</u>	<u>3</u>		<u>1</u>								<u>28</u>	<u>16</u>	<u>2</u>	<u>3</u>
<u>YEAR II</u>																	
Actuarial Sci, Co-op				1													1
Computer Sci., Co-op			5	1												5	1
Math/Mgt.Acctg., Co-op	1			1										1			1
Mathematics/Bus., Co-op		1													1		
Mathematics/CA, Co-op	1			1										1			1
Mathematics/Engin,Co-op			1													1	
Mathematics, Co-op	2	2	1											2	2	1	
Mathematics	6	2	1	1										6	2	1	1
Mathematics, Pass	12	9												12	9		
	<u>22</u>	<u>14</u>	<u>8</u>	<u>5</u>										<u>22</u>	<u>14</u>	<u>8</u>	<u>5</u>
<u>YEAR III</u>																	
Actuarial Science			1														1
AMath with Eng., Co-op			1														1
Appl. Mathematics			1														1
Computer Sci., Co-op			8	3												8	3
Math/Mgt.Acctg., Co-op	1													1			
Mathematics/Bus., Co-op			1													1	
Mathematics/CA Opt.	1													1			
Mathematics/CA, Co-op	7	4	2	1										7	4	2	1
Mathematics, Co-op	1	6												1	6		

UNIVERSITY OF WATERLOO
PART-TIME UNDERGRADUATE ENROLMENT IN GENERAL AND HONOURS PROGRAMMES
FACULTY OF MATHEMATICS - ON CAMPUS

	UNIVERSITY				ST. JEROME'S				RENISON				TOTAL				
	GEN.		HONS.		GEN.		HONS.		GEN.		HONS.		GEN.		HONS.		
	M	F	M	F	M	F	M	F	M	F	M	F	M	F	M	F	
<u>YEAR III</u>																	
Mathematics	12	3												12	3		
Mathematics, Pass	13	9												13	9		
	<u>35</u>	<u>22</u>	<u>14</u>	<u>4</u>										<u>35</u>	<u>22</u>	<u>14</u>	<u>4</u>
<u>YEAR IV</u>																	
Actuarial & C.Sci, Co-op				1													1
Actuarial Sci & C&O, Co-op				1													1
Actuarial Science, Co-op			1												1		
Appl. Mathematics			2												2		
Computer Science, Co-op			5	2											5	2	
Computer Science			3	1											3	1	
Math/Mgt. Acctg., Co-op	1													1			
Mathematics/Bus., Co-op	1	1												1	1		
Mathematics/CA Opt.	1													1			
Mathematics/CA, Co-op	7	3	2	4										7	3	2	4
Mathematics/Tchg., Co-op			1												1		
Mathematics, Co-op	5	3												5	3		
Mathematics	13	4												13	4		
	<u>28</u>	<u>12</u>	<u>13</u>	<u>9</u>										<u>28</u>	<u>12</u>	<u>13</u>	<u>9</u>

UNIVERSITY OF WATERLOO
PART-TIME UNDERGRADUATE ENROLMENT IN GENERAL AND HONOURS PROGRAMMES
FACULTY OF SCIENCE - ON CAMPUS

	UNIVERSITY				TOTAL			
	GEN.		HONS.		GEN.		HONS.	
	M	F	M	F	M	F	M	F
<u>YEAR I</u>								
Appl. Chemistry, Co-op Science				1				1
	98	50			98	50		
	98	50		1	98	50		1
<u>YEAR II</u>								
Appl. Earth Sciences, Co-op			1	1			1	1
Appl. Physics, Co-op			3	2			3	2
Biology				1				1
Chemistry	6	3			6	3		
Physics	5				5			
Science - Prog 2			1				1	
Science - Prog 5			1				1	
Science	84	23			84	23		
	95	26	6	4	95	26	6	4
<u>YEAR III</u>								
Appl. Chemistry, Co-op			2	3			2	3
Appl. Earth Sciences, Co-op			3	2			3	2
Appl. Physics, Co-op			1				1	
Biology		1	1			1	1	
Biology, Co-op			1	1			1	1
Chemistry	5	3	1		5	3	1	
Physics	5				5			
Science - Prog 1			1				1	
Science	21	8			21	8		
	31	12	10	6	31	12	10	6

UNIVERSITY OF WATERLOO
PART-TIME UNDERGRADUATE ENROLMENT IN GENERAL AND HONOURS PROGRAMMES
FACULTY OF SCIENCE - ON CAMPUS

	UNIVERSITY				TOTAL			
	GEN.		HONS.		GEN.		HONS.	
	M	F	M	F	M	F	M	F
<u>YEAR IV</u>								
Appl. Chemistry, Co-op			1				1	
Appl. Physics, Co-op			1				1	
Biology			2				2	
Chemistry	4				4			
Earth Sciences			1				1	
Physics	2		1		2		1	
Science - Prog. 1			1				1	
Science - Prog. 5			5				5	
Science	1				1			
	<hr/>		12		<hr/>		12	
	7				7			

UNIVERSITY OF WATERLOO
DEGREES GRANTED

	1969	1970	1971	1972	1973	1974	1975	1976	1977	1978	1979	TOTAL
<u>BACHELOR OF ARTS</u>												
General Course	333	344	407	418	416	571	591	550	614	553	535	5,332
Honours . . .												
Anthropology		5	1	5	7	2	4	10	4	6	4	48
Anth. & Classical Studies					1							1
Anth. & German						1						1
Anth. & History					1	1						2
Anth.-French Minor											1	1
Classical Studies									1		1	2
Classical Studies & English							1					1
Classical Studies & History						1				1		2
Drama								1		1		2
Drama & Theatre Arts							3	1	2	7	1	14
Drama & Theatre Arts & English							2	1				3
Drama & Theatre Arts & History								1				1
Drama & Theatre Arts-Psych. Minor								1				1
Economics	3	5	5	9	6	10	14	10	7	14	12	95
Economics-Canadian Studies Minor											1	1
Economics-Chartered Acct. Opt.								1		2	2	5
Economics-History Minor											1	1
Economics & Mathematics				2	2			1			1	6
Economics & Pol. Science.			1	1		1						3
Economics & Pol. Science CDS								1				1
English	15	7	6	16	8	20	24	27	37	22	18	200
English & Drama			1	2	1	1						5
English, Drama & Theatre Arts					1							1
English & French	3	5	1		1			1	1	1		13
English & German								1		2		3
English & History				4	3	1		4		5	3	20
English & Latin											1	1
English & Philosophy					1							1
English & Political Science				1				1		1		3
English & Psychology				1		2	1	1	1			6
English & Religious Studies						1		1				2
English & Sociology				1		1					1	3
English & Spanish										1		1

UNIVERSITY OF WATERLOO
DEGREES GRANTED

	1969	1970	1971	1972	1973	1974	1975	1976	1977	1978	1979	TOTAL
<u>BACHELOR OF ARTS</u>												
Honours . . .												
English - Biology Option										1		1
English - Biology Minor										1		1
English - History Minor											1	1
English - Psychology Minor											3	3
Fine Arts						7	1	12		7	10	37
Fine Arts & History							1		5			6
Fine Arts-Geography Minor										2		2
French		1	1	5	7	6	6	4	6	8	7	51
French & German	2	1	1	2		1	4	2	2	3	1	19
French & History							1					1
French & Latin	1	1	1			1						4
French & Philosophy											1	1
French & Political Science	1			1		1						3
French & Russian				1	1	1				1		4
French & Spanish	4	2	2	2	2	2	5	2		3		24
Geography	6	5	1	1	1						3	17
German		2	1	1	2	1	5	1	3	5	1	22
German & Drama & Theatre Arts											1	1
German & History									1			1
German & Psychology							1					1
German & Russian		1										1
German & Sociology						1	1					2
German-French Minor										2		2
German-History Minor											1	1
German-Political Sci.-Hist. Minor										1		1
History	15	33	27	28	27	47	31	37	38	26	31	340
History CDS								1				1
History & Anth.											1	1
History & Economics			1									1
History & English										1		1
History & French										2		2
History & Political Sci.	2		1	3	7	1	4	3			2	23
History & Pol. Sci. CDS						1						1
History & Psychology								1		2		3

UNIVERSITY OF WATERLOO
DEGREES GRANTED

	1969	1970	1971	1972	1973	1974	1975	1976	1977	1978	1979	TOTAL
<u>BACHELOR OF ARTS</u>												
Honours. . .												
Recreation					33	36	74	64	53	36	53	349
Recreation-Business Option									5	10	17	32
Recreation & Geography										2		2
Recreation & Sociology									1			1
Recreation-Psychology Minor										4		4
Religious Studies		1				1	2	2		2	1	9
Religious Studies-History Minor											1	1
Russian			1	1	3	1	1	2	1			10
Russian-Economics Minor											1	1
Russian-German Minor										1		1
Russian & Political Science							1					1
Russian & Spanish					1					2		3
Russian & Soc. Dev. Studies							1					1
Social Development Studies								4	4	2		10
Soc. Dev. Studies & Religious Studies									1	1		2
Sociology	1	3	13	15	11	19	9	20	11	6	2	110
Sociology & History					1							1
Sociology & Mathematics				1								1
Sociology & Recreation									1			1
Sociology-Economics Minor										1		1
Spanish			1		1			1				3
Spanish & French											1	1
Spanish & History					1				1			2
Spanish & Latin									1			1
Spanish & Sociology				1								1
Spanish-History Minor										1		1
Urban & Regional Planning	8											8
<u>BACHELOR OF APPLIED SCIENCE</u>												
Chemical Engineering	55	47	49	74	68	52	55	30	58	59	85	632
Civil Engineering	48	69	118	127	108	99	107	114	95	122	129	1136
Electrical Engineering	68	106	92	78	109	106	98	89	108	110	107	1071
Mechanical Engineering	97	143	152	145	124	150	108	119	92	103	135	1368
Systems Design						26	54	53	54	43	49	279

UNIVERSITY OF WATERLOO
DEGREES GRANTED

	1969	1970	1971	1972	1973	1974	1975	1976	1977	1978	1979	TOTAL
<u>BACHELOR OF ENVIRONMENTAL STUDIES</u>												
General Course		20	48	71	103	84	104	106	90	118	85	829
Honours . . .												
Geography	11	11	21	16	44	44	51	72	44	81	395	
Man-Environment				4	19	22	27	19	23	34	148	
Man-Environment & Anth.									2		2	
Man-Environment & Biology								2	1		3	
Man-Environment & Economics									1		1	
Man-Environment & Geography								1	3	4	8	
Man-Environment & Political Science										2	2	
Man-Environment & Psychology									1		1	
Man-Environment & Psychology Minor									1		1	
Man-Environment & Recreation									1		1	
Man-Environment & Mathematics							1			1	2	
Man-Environment & Russian/Communication Minor							1				1	
Man-Environment/Biology Option							2	2		4	6	14
Man-Environment/Geography Minor							1			1		2
Man-Environment/German Minor											1	1
Geography & Anthropology						1						1
Geography & Biology										1		1
Geography & Economics						1						1
Geography & English Minor										1		1
Geography & Economics Minor										2		2
Geography & History Minor									1			1
Geography & Man-Environment							1		1	4		6
Geography & Mathematics										1		1
Geography & Psychology										1		1
Geography & Russian						1						1
Urban & Regional Planning	10	18	74	43	59	49	56	49	65	57	480	
Urban & Regional Planning-Canadian Studies								1				1
Architecture (Pre-Professional)			19	44	10	44	51	33	43	31	40	315
BACHELOR OF ARCHITECTURE						23	29	29	26	21	36	164
BACHELOR OF INDEPENDENT STUDIES			3	9	6	10	13	11	14	16	13	95

UNIVERSITY OF WATERLOO
DEGREES GRANTED

	1969	1970	1971	1972	1973	1974	1975	1976	1977	1978	1979	TOTAL
<u>BACHELOR OF MATHEMATICS</u>												
General Course	148	175	152	235	276	275	245	261	342	351	466	2926
Honours. . .												
Actuarial Science		2	7	4	12	12	10	12	10	15	14	98
Actuarial Science & Applied Math.											1	1
Actuarial Science & C&O										1		1
Actuarial Science & Computer Science						1		1	5	1	1	9
Actuarial Science & Economics								1		1		2
Actuarial Science & Statistics								1	1	2	1	5
Actuarial Science with Computer Science											1	1
Applied Analysis & Computer Sci.	29	41	45	76	84	97	74	2			1	449
Applied Mathematics	6	7	13	2	8	9	14	6	8	4	10	87
Appl. Math & Actuarial Science								1				1
Appl. Math & C&O											2	2
Appl. Math & Comp. Sci.											2	2
Appl. Math & French							1					1
Appl. Math & Philosophy											1	1
Appl. Math & Physics						1	3	1		1		6
Appl. Math & Pure Math.							2		1	3	1	7
Appl. Math with Physics								1	8	3	3	15
Appl. Math with Physics & Pure Math.								1				1
Business Administration Option											7	7
Chartered Accountancy Option											15	15
Combinatorics & Optimization	26	30	40	46	50	50	19	26	18	19	9	333
C&O & Anthropology								1				1
C&O & Computer Science							5					5
C&O & Economics										1		1
C&O & English										1		1
C&O & French									1			1
C&O & Psychology						1	1					2
C&O & Pure Mathematics							1					1
C&O & Statistics							1	1	1	1		4
Computer Science								72	66	82	101	321
Computer Science & Appl. Math.									1			1
Computer Science & Appl. Math with Physics										1		1
Computer Science & C&O						2	9	16		27	18	72

UNIVERSITY OF WATERLOO
DEGREES GRANTED

	1969	1970	1971	1972	1973	1974	1975	1976	1977	1978	1979	TOTAL
<u>BACHELOR OF SCIENCE</u>												
General Course	53	85	92	146	154	161	137	141	115	143	125	1352
General Kinesiology											4	4
Honours. . .												
Applied Chemistry			20	28		27	20	18	26	35	29	203
Applied Chemistry-CS Minor											1	1
Applied Chemistry-Math Minor											1	1
Applied Earth Sciences									16	11	9	36
Applied Physics	10	12	5	11		8	11	8	10	10	7	92
Biology	4	14	14	36	40	46	59	49	51	28	24	365
Biology & Chemistry			3	8	9	7	11	11	14	12	8	83
Biology & Psychology	1	1	1									3
Chemistry	16	23	14	27	43	12	8	11	9	15	14	192
Chemistry & Biology	1											1
Chemistry & Physics	1	6										7
Chemistry-Env. St. Option										1	1	2
Chemistry-Math. Option			4		2		2		1	3	1	13
Chemistry-Physics Option								2	1	1	1	5
Dance								4	3	6	10	23
Earth Sciences		5	3	5	7	11	20	6	7	14	7	85
Earth Sciences & Geography					3	1		2	1	5	1	13
Health Studies								5	8	10	15	38
Kinesiology			27	41	92	116	95	151	105	135	144	906
Kinesiology-Dance Option						4	2					6
Kinesiology-Health Studies Option							1					1
Mathematics	3											3
Physics	22	27	19	21	23	14	16	12	7	16	12	189
Physics-CS Minor											1	1
Science (Non-Major)					1		9	4	7	18	20	59
Science-Biology Major						4	11	11	22	18	7	73
Science-Biology Major-Psychology Minor									1			1
Science-Chemistry Major						4	11	12	10	10	5	52
Science-Earth Sciences Major					2	3	6	4	2	3	1	21
Science-Physics Major					10	11	15	5	4	3	3	51
Science-Psychology Minor											1	1
Science-Fine Arts Minor								1				1

UNIVERSITY OF WATERLOO
DEGREES GRANTED

	1969	1970	1971	1972	1973	1974	1975	1976	1977	1978	1979	TOTAL
<u>DOCTOR OF OPTOMETRY</u>	21	35	7	27	39	57	55	52	59	57	57	466
<u>MASTER OF ARTS</u>												
Classics & Romance Languages		3										3
Economics				6	11	15	12	12	16	17	7	96
English	11	4	7	7	20	19	20	18	20	17	19	162
French	1	9	2	6	3	8	3	9	5	6	1	53
Geography	7	3	8	12	6	2	14	14	11	8	13	98
German	14	9	3	6	7	8	9	8	6	9	7	86
History	11	25	37	24	30	29	23	20	24	11	22	256
Philosophy	6	10	1	2	6	4	6	1	3	4	4	47
Political Science	3	7	5	6	6	3	8	6	14	7	6	71
Psychology	14	20	17	9	3	16	14	10	13	14	9	139
Recreation										9	4	13
Reg. Plan. & Resource Dev.	6	6	7	8	12	9	10	14	9	15	12	108
Russian	2	2	6		6	6	6	4	6	6	4	48
Sociology	2	2	2	4	1	2	4	6	3	5	4	35
<u>MASTER OF APPLIED SCIENCE</u>												
Applied Psychology	14	16	9	13	12	12	15	10	8	18	9	136
Chemical Engineering	21	44	32	23	9	14	23	19	18	14	10	227
Civil Engineering	39	30	32	25	23	30	28	24	28	19	27	305
Electrical Engineering	21	21	18	23	24	18	15	25	29	19	7	220
Human Relations & Counselling Studies												
Management Sciences (Management & Systems Eng. prior to 1969)	23	14	20	12	13	26	37	39	31	41	52	308
Mechanical Engineering	11	24	25	28	12	21	24	31	31	23	28	258
Systems Design (Design prior to 1969)	3	12	1	6	9	7	12	10	7	11	6	84
<u>MASTER OF MATHEMATICS</u>	80	77	88	64	67	74	56	91	79	75	63	814
<u>MASTER OF PHILOSOPHY</u>												
English	2	3	2		1	2	5			1	3	19
History		1	2	1	2		1	1	2	1	1	12
Mathematics			1	4	3							8

UNIVERSITY OF WATERLOO
DEGREES GRANTED

	1969	1970	1971	1972	1973	1974	1975	1976	1977	1978	1979	TOTAL
<u>MASTER OF PHILOSOPHY</u>												
Pure Mathematics										1	1	2
Statistics						1		1	1	1		4
<u>MASTER OF SCIENCE</u>												
Biology	8	19	12	10	14	6	17	17	15	21	21	160
Chemistry	12	19	22	7	9	5	9	12	5	5	7	112
Earth Sciences					2	11	16	8	19	12	6	74
Kinesiology						3	8	9	10	11	7	48
Physics	16	13	33	9	15	11	3	10	9	9	6	134
Physiological Optics						1	3		2	1	3	10
<u>DOCTOR OF PHILOSOPHY</u>												
Applied Mathematics						4		2	1	6	1	14
Biology	8	7	7	6	9	5	6	3	10	3	8	72
Chemical Engineering	5	9	5	11	14	8	9	10	10	5	6	92
Chemistry	13	7	13	11	10	8	10	8	5	7	4	96
Civil Engineering	8	12	12	14	13	12	13	5	6	7	9	111
Comb. & Optimization						7	2	4	4	3	5	25
Computer Science						11	9	7	10	5	2	44
Earth Sciences							1			2	1	4
Electrical Engineering	3	8	11	9	10	10	7	5	8	5	4	80
Geography					1	1	3	2	2	1		10
German	2	2	1	2	2	2	2	3	3	2		21
History									1	1		2
Human Relations & CAunselling Studies										1		1
Management Sciences			2	1	1		3	5	1		9	22
Mathematics	8	9	27	18	23							85
Mechanical Engineering	8	7	9	10	12	11	5	4	11	7	6	90
Philosophy		1	4	6	6	5	2	6	2	3	6	41
Physics	3	2	8	7	8	2	15	4	7	4	2	62
Psychology	10	8	16	13	17	11	5	8	8	11	11	118
Pure Mathematics						3	2	2	7	1		15
Reg. Planning & Resource Dev.	1		1	1	3	2	2	2		3	1	16

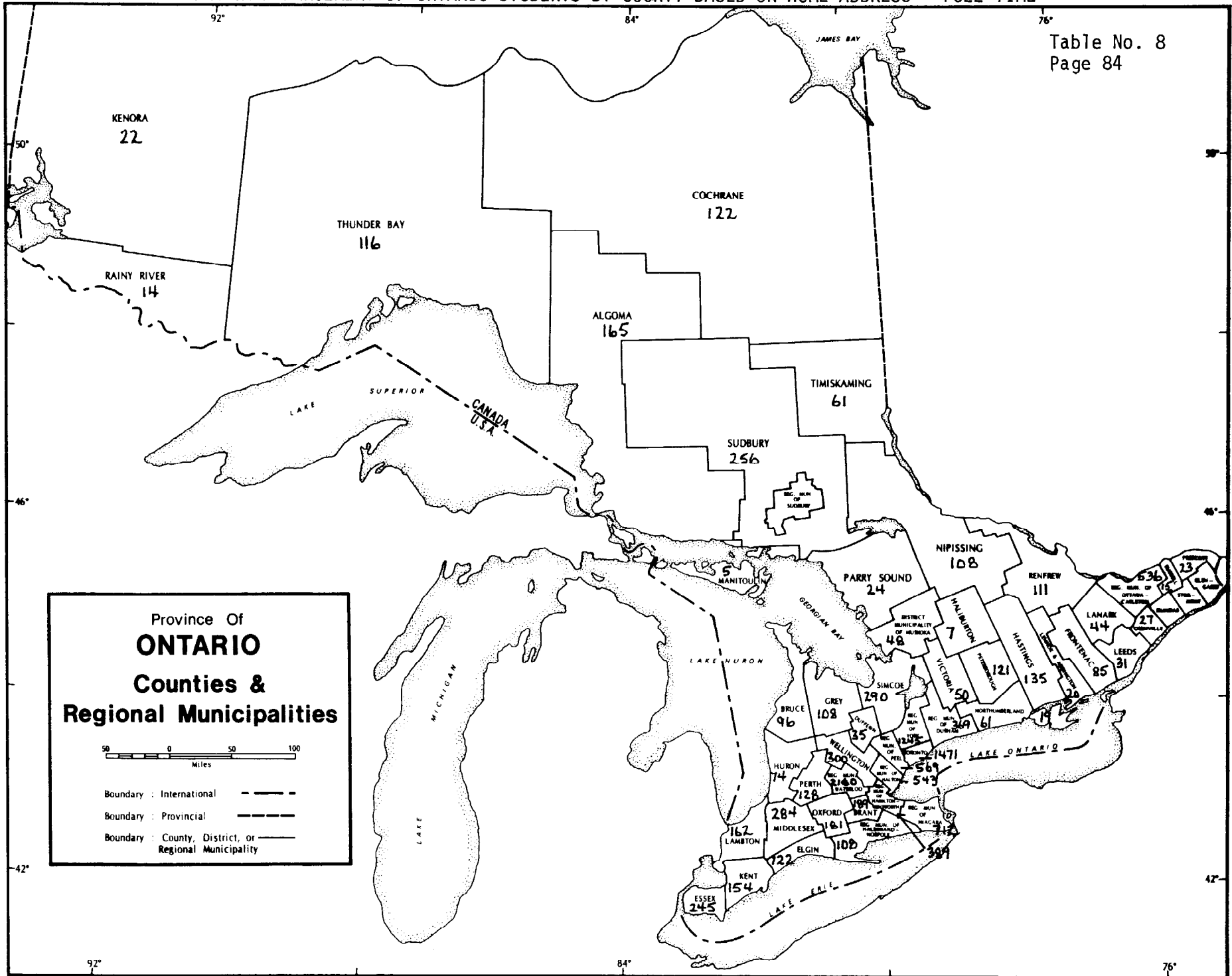
UNIVERSITY OF WATERLOO
DEGREES GRANTED

	1969	1970	1971	1972	1973	1974	1975	1976	1977	1978	1979	TOTAL
<u>DOCTOR OF PHILOSOPHY</u>												
Sociology				1			1	1	1			4
Statistics						6	2	4	1	1	5	19
Systems Design			1	1	4	3	1	2	3	3	3	21
<u>HONORARY DEGREES</u>												
Doctor of Environmental Studies				1		1		1		1	1	5
Doctor of Engineering	2					1	2	1	1	1	1	9
Doctor of Laws	4	2		1	2	2	3	2	1	2	1	20
Doctor of Letters			1	1	3			1	3			9
Doctor of Mathematics	1	1	1	1		1	1		1	1	1	9
Doctor of Science	2	1	1	1	1		1		1	1		9
	1455	1803	2013	2373	2525	2972	3033	3052	3140	3248	3293	28,907



UNDERGRADUATE ENROLMENT OF ONTARIO STUDENTS BY COUNTY BASED ON HOME ADDRESS - FULL TIME

Table No. 8
Page 84



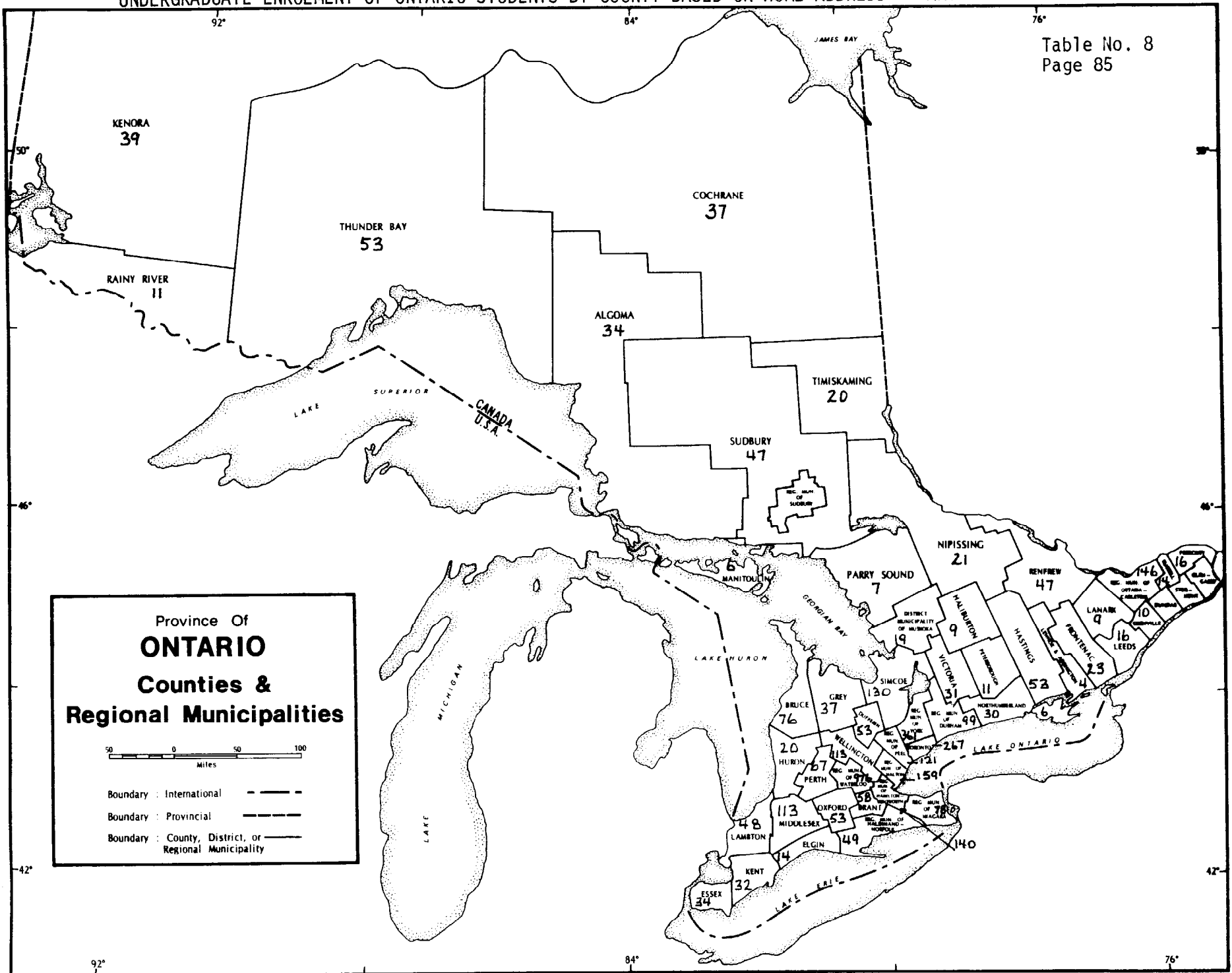
Province Of
ONTARIO
Counties &
Regional Municipalities

50 0 50 100
Miles

Boundary : International - - - -
Boundary : Provincial - - - -
Boundary : County, District, or Regional Municipality ————

UNDERGRADUATE ENROLMENT OF ONTARIO STUDENTS BY COUNTY BASED ON HOME ADDRESS - PART-TIME

Table No. 8
Page 85



Province Of
ONTARIO
Counties &
Regional Municipalities

50 0 50 100
Miles

Boundary : International - - - - -
Boundary : Provincial - - - - -
Boundary : County, District, or Regional Municipality ————

UNIVERSITY OF WATERLOO
GEOGRAPHICAL DISTRIBUTION OF UNDERGRADUATE STUDENTS
(BASED ON HOME ADDRESS)

		FAC. OF ARTS		FAC. OF ENV. ST.		FAC. OF ENG.		INTEGRATED STUDIES		FAC. OF MATH.		FAC. OF H.K.&L.S.		FAC. OF SCIENCE		TOTAL		GRAND TOTAL	
		M	F	M	F	M	F	M	F	M	F	M	F	M	F	M	F		
<u>CANADIAN PROVINCES OR TERRITORIES</u>																			
ALBERTA	F.T.	10	10	6	3	17	4		1	7	2	2	5	28	9	70	34	104	
	P.T.	34	40		2	1				9	8	1		19	8	62	58	120	
BRITISH COLUMBIA	F.T.	11	10	6	6	29	3			4		2	7	18	7	70	33	103	
	P.T.	34	37						19	1				24	7	77	45	122	
MANITOBA	F.T.	9	8			13	3			5	4		6	8	2	35	23	58	
	P.T.	26	25	1		1				9	3			11	6	48	34	82	
NEW BRUNSWICK	F.T.	1	4			4				3	1	1	2	12	6	21	13	34	
	P.T.	15	20	1						3	1			6	4	25	25	50	
NOVA SCOTIA	F.T.	2		3	2	9	2	1		4	4	1	3	5	3	25	14	39	
	P.T.	14	7	1						2	1			6	2	23	10	33	
N.W. TERRITORIES	F.T.									1				3	1	4	1	5	
	P.T.	13	22							3				5	3	21	25	46	
ONTARIO	F.T.	1013	1318	777	449	2628	168	49	34	2012	1039	297	731	1185	460	7961	4199	12160	
	P.T.	897	1824	48	29	53	6		1	284	134	19	49	342	136	1640	2177	3817	
P.E.I.	F.T.					1								4		5		5	
	P.T.	1	3							1				1		3	3	6	
QUEBEC	F.T.	20	16	27	12	87	8			47	27	5	17	23	10	209	90	299	
	P.T.	40	46							6	1			14	9	60	56	116	
SASKATCHEWAN	F.T.	4	4	2	2	3				4	1	1		16	9	30	16	46	
	P.T.	13	20	1						3	2			3	1	20	23	43	
YUKON	F.T.	1	1											1	1	2	2	4	
	P.T.	3	8											1	2	4	10	14	
TOTAL	F.T.	1072	1374	822	474	2793	188	50	35	2089	1078	309	772	1309	510	8444	4431	12875	
	P.T.	1101	2059	52	31	55	6		1	342	151	20	49	432	178	2002	2475	4477	

UNIVERSITY OF WATERLOO
GEOGRAPHICAL DISTRIBUTION OF UNDERGRADUATE STUDENTS
(BASED ON HOME ADDRESS)

		FAC. OF ARTS		FAC. OF ENV. ST.		FAC. OF ENG.		INTEGRATED STUDIES		FAC. OF MATH.		FAC. OF H.K.&L.S.		FAC. OF SCIENCE		TOTAL		GRAND TOTAL	
		M	F	M	F	M	F	M	F	M	F	M	F	M	F	M	F		
<u>OTHER COUNTRIES</u>																			
BAHAMAS	F.T.		1														1	1	
BERMUDA	F.T.	1	1		1									1	1		3	4	
BOTSWANA	F.T.						1									1		1	
BRITISH WEST INDIES	F.T.												1		1			1	
GUYANA	F.T.									1			1	1	1	2		3	
HONG KONG	F.T.		2	1	1				8	7			2	3	11	13		24	
INDONESIA	F.T.	1									1				1	1		2	
ITALY	F.T.												1		1			1	
JAMAICA	F.T.				1										1	2		2	
MALAWAI	F.T.						1									1		1	
MEXICO	F.T.									1						1		1	
MONACO	F.T.	1														1		1	
NIGERIA	F.T.			1												1		1	
SINGAPORE	F.T.	1														1		1	
TRINIDAD, TOBAGO	F.T.	1	1	2	1						1		1	1	5	3		8	
UNCLASSIFIED	F.T.	36	35	16	6	11		1	51	35	2	6	23	10	139	93		232	
	P.T.	3	4	1	1				4				1	2	9	7		16	
UNITED KINGDOM	F.T.	1														1		1	
UNITED STATES	F.T.	1	1	1	1	1				1			1		4	3		7	
	P.T.	1	3				1		2	1			1	1	4	6		10	
TOTAL	F.T.	43	41	21	11	14		1	59	46	3	6	30	17	170	122		292	
	P.T.	4	7	1	1		1		6	1			2	3	13	13		26	

UNIVERSITY OF WATERLOO
GEOGRAPHICAL DISTRIBUTION OF GRADUATE STUDENTS
 (BASED ON HOME ADDRESS)

		FAC. OF ARTS		FAC. OF ENV. ST.		FAC. OF ENG.		INTEGRATED STUDIES		FAC. OF MATH.		FAC. OF H.K.&L.S.		FAC. OF SCIENCE		TOTAL		GRAND TOTAL	
		M	F	M	F	M	F	M	F	M	F	M	F	M	F	M	F		
<u>CANADIAN PROVINCES OR TERRITORIES</u>																			
ALBERTA	F.T.	3	6	3	2	4				3			1	1	14	9	23		
	P.T.	4								2	1				6	1	7		
BRITISH COLUMBIA	F.T.	6		3	3	2				2		1		1	15	3	18		
	P.T.		1	2		5				4	2				11	3	14		
MANITOBA	F.T.	2	2	1		4				1				2	10	2	12		
	P.T.	1				1								1	3		3		
NEW BRUNSWICK	F.T.	1	1	1						2	1		2		4	4	8		
	P.T.					1					1				1	1	2		
NEWFOUNDLAND	F.T.			1		1				2				3	1	7	1	8	
	P.T.									1					1		1		
NOVA SCOTIA	F.T.	2	2		1	1	2			2	1	2		5	12	6	18		
	P.T.									1					1		1		
N.W. TERRITORIES	F.T.			1											1		1		
	P.T.											1			1		1		
ONTARIO	F.T.	130	125	44	29	153	14			67	12	22	26	99	17	515	223	738	
	P.T.	62	57	23	13	220	11			197	38	7	10	26	9	535	138	673	
P.E.I.	F.T.			1		1				1	1			2	1	5	2	7	
	P.T.	1								2					3		3		
QUEBEC	F.T.	9	7	2	3	7	1			7		2		10	4	37	15	52	
	P.T.	6		2		2	1			3			1		13	2	15		
SASKATCHEWAN	F.T.	2	1			2				2	2	1	1		7	4	11		
	P.T.			2									1	1	3	1	4		
UNCLASSIFIED	F.T.		1			4	1							1	1	5	3	8	
	P.T.				1	2									2	1	3		
TOTAL	F.T.	155	145	56	38	180	18			89	17	27	30	125	24	632	272	904	
	P.T.	74	58	29	14	231	12			210	42	8	12	28	9	580	147	727	

UNIVERSITY OF WATERLOO
GEOGRAPHICAL DISTRIBUTION OF GRADUATE STUDENTS
(BASED ON HOME ADDRESS)

		FAC. OF ARTS		FAC. OF ENV. ST.		FAC. OF ENG.		INTEGRATED STUDIES		FAC. OF MATH.		FAC. OF H.K.&L.S.		FAC. OF SCIENCE		TOTAL		GRAND TOTAL	
		M	F	M	F	M	F	M	F	M	F	M	F	M	F	M	F		
<u>OTHER COUNTRIES</u>																			
AUSTRALIA	F.T.									2						2		2	
BRAZIL	F.T.					1				1						2		2	
CHINA/TAIWAN/ FORMOSA	F.T.		1							1					1	1		2	
EGYPT	F.T.					1									1			1	
FRANCE	P.T.					1									1			1	
GERMANY, WEST	F.T.		1													1		1	
	P.T.	1													1			1	
HONG KONG	F.T.		1										1		1	1		2	
INDIA	F.T.					4									4			4	
	P.T.					1									1			1	
INDONESIA	F.T.									1					1			1	
IRAN	F.T.		1			1									1	1		2	
ISRAEL	F.T.									1					1			1	
	P.T.									1					1			1	
ITALY	F.T.									1					1			1	
KOREA, SOUTH	F.T.												1		1			1	
MALAYSIA	F.T.									1					1			1	
	P.T.				1					2					2	1		3	
MONACO	F.T.									1					1			1	
NETHERLANDS	F.T.	1													1			1	
NIGERIA	F.T.				1										1			1	
PAKISTAN	F.T.					1									1			1	

UNIVERSITY OF WATERLOO
GEOGRAPHICAL DISTRIBUTION OF GRADUATE STUDENTS
(BASED ON HOME ADDRESS)

		FAC. OF ARTS		FAC. OF ENV. ST.		FAC. OF ENG.		INTEGRATED STUDIES		FAC. OF MATH.		FAC. OF H.K.&L.S.		FAC. OF SCIENCE		TOTAL		GRAND TOTAL
		M	F	M	F	M	F	M	F	M	F	M	F	M	F	M	F	
<u>OTHER COUNTRIES</u>																		
SINGAPORE	F.T.													1			1	1
TURKEY	P.T.								2							2		2
UNCLASSIFIED	F.T.	22	9	13	2	57			34	9	2	2	31	9	159	31	190	
	P.T.	3	2	2		7			8	1	1		2	1	23	4	27	
UNITED KINGDOM	F.T.											1			1		1	
	P.T.								2				2	1	4	1	5	
UNITED STATES	F.T.	2	1						1					1	3	2	5	
	P.T.	3		1		1			2						7		7	
YUGOSLAVIA	F.T.					1									1		1	
TOTAL	F.T.	25	14	14	2	66			44	9	3	2	33	11	185	38	223	
	P.T.	7	2	3	1	10			17	1	1		4	2	42	6	48	

COMPARISON OF FOREIGN UNDERGRADUATE STUDENTS
ON STUDENT AUTHORIZATION (STUDENT VISA) BY COUNTRY OF CITIZENSHIP

<u>COUNTRY OF CITIZENSHIP</u>	<u>ARTS</u>	<u>ENG.</u>	<u>ENV. ST.</u>	<u>H.K.&L.S.</u>	<u>MATH</u>	<u>SCI.</u>	<u>TOTAL</u>
Australia	1						1
Bahamas	1						1
Barbados					1		1
Bermuda			1			1	2
Brazil			1				1
Cameron Republic						1	1
China, Mainland	2				3		5
China, Taiwan/Formosa			1		1		2
Dominica			1				1
Ethiopia						2	2
Germany, West	1				1		2
Ghana	1		1		1		3
Greece	1					1	2
Guyana	4				10	5	19
Honduras	1						1
Hong Kong	27		1		62	25	115
India	3				2	1	6
Indonesia	1				1		2
Iran					1	5	6
Jamaica			1		2	4	7
Japan	1						1
Kenya	1				1	1	3
Lebanon						1	1
Macao					1		1
Malawi		2					2
Malaysia	18		2		18	11	49
Mauritius	1						1
Mexico	1				1		2
Namibia	1						1
Netherlands	1	1			1		3
Nigeria	1		4		2	2	9
Not Specified	7		2	1	4	2	16
Pakistan	1						1
Philippines	1						1
Poland	1						1
Portugal	1				2		3
Singapore	6		1	1	3	1	12
South Africa	1						1
Switzerland			1				1
Tanzania			1				1
Trinidad, Tobago	13		7	1	5	6	32
Turkey	1						1
Uganda					1		1
United Kingdom	41		11	1	90	14	157
United States of America	7		1	1	2		11
Venezuela					2	2	4
Yugoslavia			1				1
TOTAL	148	3	38	5	218	85	497
% of Total Full-Time	5.85	0.10	2.86	0.46	6.66	4.56	3.78

COMPARISON OF FOREIGN GRADUATE STUDENTS
ON STUDENT AUTHORIZATION (STUDENT VISA) BY COUNTRY OF CITIZENSHIP

COUNTRY OF CITIZENSHIP	ARTS	ENG.	ENV. ST.	H.K.&L.S.	MATH	SCI.	TOTAL
Afghanistan	1	1	1	2	1	1	1
Australia	4	1	2	2	1	1	7
Bangladesh	10	1	1	6	1	1	17
Brazil	1	1	1	1	1	1	1
Cameroon Republic	1	1	1	1	1	1	1
Chile	1	1	1	1	1	1	1
China, Mainland	5	1	1	1	1	1	6
Taiwan/Formosa	1	1	1	1	1	1	5
Costa Rica	1	1	1	1	1	1	2
Cyprus	1	1	1	1	1	1	1
Egypt	7	1	1	1	1	1	10
Germany, West	2	1	1	1	1	1	5
Ghana	1	1	1	1	1	1	2
Greece	1	1	1	1	1	1	1
Guyana	2	1	1	1	1	1	1
Hong Kong	2	1	1	1	1	1	17
Hungary	3	1	1	1	1	1	1
India	12	2	2	2	2	2	26
Indonesia	2	2	2	2	2	2	2
Iran	2	2	2	2	2	2	5
Ireland/Eire	1	1	1	1	1	1	1
Israel	1	1	1	1	1	1	3
Italy	1	1	1	1	1	1	2
Jamaica	1	1	1	1	1	1	2
Japan	3	1	1	1	1	1	8
Korea, South	1	1	1	1	1	1	1
Kuwait	1	1	1	1	1	1	1
Malaysia	2	1	1	1	1	1	7
Malta	1	1	1	1	1	1	1
Mexico	16	1	1	4	1	1	20
New Guinea-Papua	1	1	1	1	1	1	1
New Zealand	1	1	1	1	1	1	2
Nigeria	2	1	1	1	1	1	11
Pakistan	3	1	1	1	1	1	6
Philippines	1	1	1	1	1	1	3
Poland	2	1	1	1	1	1	1
Rhodesia	2	1	1	1	1	1	2
Singapore	2	1	1	1	1	1	5
Sri Lanka(Ceylon)	1	1	1	1	1	1	2
St. Vincent	1	1	1	1	1	1	1
Sweden	1	1	1	1	1	1	1
Thailand	1	1	1	1	1	1	1
Trinidad, Tobago	2	1	1	1	1	1	7
Turkey	1	1	1	1	1	1	4
Uganda	1	1	1	1	1	1	1
United Kingdom	5	1	1	1	1	1	25
United States	8	1	1	1	1	1	24
Venezuela	1	1	1	1	1	1	1
TOTAL	39	73	23	6	68	52	261
% of Total Full-time	16.4	47.0	24.6	13.7	54.7	34.9	17.1

UNIVERSITY OF WATERLOO

Table No. 10
Page 93

STUDENT FINANCIAL AID

1977-78

SUMMARY OF AID

<u>LEVEL</u>	<u>STUDENTS AIDED</u>	<u>TOTAL VALUE OF AID</u>	<u>AVERAGE VALUE PER STUDENT</u>	<u>TOTAL FULL-TIME ENROLMENT</u>	<u>PERCENTAGE OF TOTAL ENROLMENT</u>
UNDERGRADUATE	7,162	\$8,076,425	\$1,128	13,063	54.83

UNDERGRADUATE AID BY FACULTY

<u>FACULTY OR SCHOOL</u>	<u>NO. OF GOV'T AWARDS</u>	<u>VALUE OF GOV'T AWARDS</u>	<u>NO. OF SCHOLARSHIPS AND BURSARIES</u>	<u>VALUE OF SCHOLARSHIPS AND BURSARIES</u>	<u>TOTAL VALUE OF AID</u>
ARTS	1,245	\$2,227,310	223	\$106,196	\$2,333,506
ENGINEERING	1,055	1,172,125	762	205,834	1,377,959
ENVIRONMENTAL STUDIES	497	798,730	134	47,379	846,109
HUMAN KINETICS & LEISURE STUDIES	453	657,965	114	39,410	697,375
INTEGRATED STUDIES	67	162,460	6	5,434	167,894
MATHEMATICS	1,297	1,762,005	987	250,524	2,012,529
SCIENCE	765	1,295,830	330	157,873	1,453,703
TOTAL	5,379	8,076,425	2,556	812,650	8,889,075

UNIVERSITY OF WATERLOO

Table No. 10

Page 94

STUDENT FINANCIAL AID1978-79SUMMARY OF AID

<u>LEVEL</u>	<u>STUDENTS AIDED</u>	<u>TOTAL VALUE OF AID</u>	<u>AVERAGE VALUE PER STUDENT</u>	<u>TOTAL FULL-TIME ENROLMENT</u>	<u>PERCENTAGE OF TOTAL ENROLMENT</u>
UNDERGRADUATE	4,764	\$7,398,620	\$1,553	13,073	36.44

UNDERGRADUATE AID BY FACULTY

<u>FACULTY OR SCHOOL</u>	<u>NO. OF GOV'T AWARDS</u>	<u>VALUE OF GOV'T AWARDS</u>	<u>NO. OF SCHOLARSHIPS AND BURSARIES</u>	<u>VALUE OF SCHOLARSHIPS AND BURSARIES</u>	<u>TOTAL VALUE OF AID</u>
ARTS	1,042	\$1,974,075	259	\$108,866	\$2,082,941
ENGINEERING	1,007	1,148,650	896	249,486	1,398,136
ENVIRONMENTAL STUDIES	448	754,535	122	44,858	799,393
HUMAN KINETICS & LEISURE STUDIES	428	722,445	106	39,271	761,716
INTEGRATED STUDIES	44	115,090	13	11,789	126,879
MATHEMATICS	1152	1,524,060	934	241,501	1,765,561
SCIENCE	643	1,159,765	362	176,362	1,336,127
TOTAL	4,764	7,398,620	2692	872,133	8,270,753