

1957-1982
Twenty-Fifth Anniversary



University of Waterloo

Student Statistical Information
1981-1982

Prepared by the Office of the Registrar
With the Co-operation of the University Graduate Office

Barry.

Education

- special study - no. of leavers available to workforce
- by sex, 75-82, without completing degree, highest previous degree or dipl.
- excl. known transfers if possible
- pay for information
- don't return next year

Mr. Zsigmond, Chief of Analytical Section, Education
Statistics 613-995-9685

- Full-time / Part-time M. Pinder
- attrition rates

Table 4 -
3 - M/F

1983-09-06

Request from Mr Zsigmond, Chief of Analytical
Section, Education Statistics, Statistics Canada
613-995-9685

- no. of leavers available to workforce, where a 'leaver' is defined as a student who doesn't return the next year. a term expected
- for years 75 to 82
- separate by sex
- exclude known transfers to other institutions
- provide highest previous degree or diploma beyond high school.
- he indicated they would be willing to pay for the information.

UNIVERSITY OF WATERLOO
STUDENT STATISTICAL INFORMATION

I am pleased to submit statistical information for the University of Waterloo and its Federated and Affiliated Institutions. The forms used are as follows:

TABLE NO. 1	- 1981/82 SUMMARY OF ENROLMENT	Page 1-2
TABLE NO. 2	- 1981/82 DISTRIBUTION OF TOTAL ENROLMENT	Page 3-9
TABLE NO. 3	- DISTRIBUTION OF FULL-TIME ENROLMENT- MALE AND FEMALE BY MAJOR CATEGORIES, 1971-1981	Page 10-20
TABLE NO. 4	- DISTRIBUTION OF FULL-TIME ENROLMENT, 1971-1981	Page 21-37
TABLE NO. 5	- DISTRIBUTION OF YEAR I CONFIRMED STUDENTS BY GRADE 13 ADMISSION AVERAGE	Page 38-39
TABLE NO. 6	- 1981/82 UNDERGRADUATE ENROLMENT IN REGULAR, HONOURS AND GENERAL PROGRAMS	Page 40-79
TABLE NO. 7	- 1971-1981 DEGREES GRANTED	Page 80-96
TABLE NO. 8	- 1981/82 GEOGRAPHICAL DISTRIBUTION OF UNDERGRADUATE STUDENTS	Page 97-103
TABLE NO. 9	- 1979-1981 COMPARISON OF FOREIGN UNDERGRADUATE AND GRADUATE STUDENTS ON STUDENT AUTHORIZATION (STUDENT VISA) BY COUNTRY OF CITIZENSHIP	Page 104-107
TABLE NO. 10	- 1980-81 UNDERGRADUATE STUDENT FINANCIAL AID	Page 108-109
TABLE NO. 11	- 1979-1981 COMPARISON OF STUDENTS TAKING ONLY CORRESPONDENCE COURSES	Page 110

June 9, 1982



C.T. Boyes,
Registrar.

SUMMARY OF ENROLMENT 1981/82
(including Church Colleges & Off-Campus Students)

<u>Faculty</u>	<u>Undergraduate</u>	<u>Full-Time</u>		<u>Total</u>	<u>Undergraduate</u>	<u>Part-Time</u>		<u>Total</u>	<u>Grand Total</u>
		<u>Graduate</u>				<u>Graduate</u>			
Arts	2,953	353		3,306	3,805		78	3,883	7,189
Engineering	3,185	295		3,480	91		206	297	3,777
Environmental Studies	1,358	100		1,458	181		44	225	1,683
Integrated Studies	90	-		90	2		-	2	92
Mathematics	3,612	215		3,827	605		108	713	4,540
Human Kinetics & Leisure Studies	1,096	56		1,152	220		21	241	1,393
Science	2,036	213		2,249	743		18	761	3,010
TOTAL UNIVERSITY	14,330	1,232		15,562	5,647		475	6,122	21,684
Increase or Decrease 1980/81	+570	+ 107		+ 677	+ 231		- 59	+ 172	+ 849
Increase or Decrease 1979/80 to 1980/81	+597	+ 24		+ 621	+ 919		- 71	+ 848	+1,469
Increase or Decrease 1978/79 to 1979/80	+ 90	- 46		+ 44	+ 380		- 14	+ 366	+ 410

SUMMARY OF ENROLMENT 1981/82
(including Church Colleges & Off-Campus Students)

<u>Faculty</u>	<u>Undergraduate</u>	<u>Full-Time</u>		<u>Total</u>	<u>Undergraduate</u>	<u>Part-Time</u>		<u>Total</u>	<u>Grand Total</u>
		<u>Graduate</u>	<u>Graduate</u>			<u>Graduate</u>	<u>Graduate</u>		
Increase or Decrease 1977/78 to 1978/79	+ 10	- 77	- 67	- 67	+ 403	- 47	+ 356	+ 356	+ 289
Increase or Decrease 1976/77 to 1977/78	-135	- 150	- 285	- 285	+ 521	- 54	+ 467	+ 467	+ 182
Increase or Decrease 1975/76 to 1976/77	+484	- 43	+ 441	+ 441	+ 570	- 28	+ 542	+ 542	+ 983
Increase or Decrease 1974/75 to 1975/76	+559	+ 150	+ 709	+ 709	+ 171	+ 95	+ 266	+ 266	+ 975
% Change from 1980/81 to 1981/82	+4.1	+ 9.5	+ 4.5	+ 4.5	+ 4.3	-11.0	+ 2.9	+ 2.9	+ 4.1
% Change from 1979/80 to 1980/81	+4.5	+ 2.2	+ 4.4	+ 4.4	+20.4	-11.7	+16.6	+16.6	+ 7.6
% Change from 1978/79 to 1979/80	+0.7	- 4.0	+ 0.3	+ 0.3	+ 9.2	- 2.3	+ 7.7	+ 7.7	+ 2.2
% Change from 1977/78 to 1978/79	-	- 6.3	- 0.5	- 0.5	+10.9	- 7.1	+ 8.1	+ 8.1	+ 1.6
% Change from 1976/77 to 1977/78	-1.0	-10.9	- 2.0	- 2.0	+16.3	- 7.5	+11.9	+11.9	+ 1.0

UNIVERSITY OF WATERLOO
DISTRIBUTION OF TOTAL ENROLMENT
UNDERGRADUATE STUDENTS

FACULTY AND PROGRAMME	FULL-TIME STUDENTS										ALL YEARS		PT. TIME STUDENTS		FULL-TIME MAKE-UP POST-DEGREE OR NON-DEGREE		ALL STUDENTS		FACULTY TOTAL
	I		II		III		IV		V		M	F	M	F	M	F	M	F	
FACULTY OF ARTS	M	F	M	F	M	F	M	F	M	F	M	F	M	F	M	F	M	F	
UNIVERSITY																			
-General	369	454	187	235	113	137	21	7			690	833	603	1299			1293	2132	
-Hon Regular			114	177	59	122	36	58			209	357	14	32			223	389	
-Hon Co-op																			
-On Campus	14	53	48	77	25	25	5	19			92	174	9	18			101	192	
-Off Campus			4	10	10	13	18	6			32	29					32	29	
-Non-Degree													519	870	31	28	550	898	
ST. JEROME'S																			
-General	48	62	32	28	29	20	3	1			112	111	16	102			128	213	
-Honours			21	16	15	19	6	9			42	44	3	3			45	47	
-Hon Co-op			1	2	1			1			2	3					2	3	
-Non-Degree													28	136	1	3	29	139	
RENISON																			
-General	5	30	7	35	8	19					20	84	6	40			26	124	
-Honours	3	21	2	10		5		3			5	39		3			5	42	
-Non-Degree													11	88	1	1	12	89	
TOTAL	439	620	416	590	260	360	89	104			1204	1674	1209	2591	33	32	2446	4297	6,743

UNIVERSITY OF WATERLOO
DISTRIBUTION OF TOTAL ENROLMENT
UNDERGRADUATE STUDENTS

FACULTY AND PROGRAMME	FULL-TIME STUDENTS										ALL YEARS		PT. TIME STUDENTS		FULL-TIME MAKE-UP POST-DEGREE OR NON-DEGREE		ALL STUDENTS		FACULTY TOTAL
	M	I F	M	II F	M	III F	M	IV F	M	V F	M	F	M	F	M	F	M	F	
<u>FACULTY OF ENGINEERING</u>																			
On Campus	627	79	627	45	289	14	266	17			1809	155	84	6	42	4	1935	165	
Off Campus	15	2	330	34	491	35	241	23			1077	94					1077	94	
TOTAL	642	81	957	79	780	49	507	40			2886	249	84	6	42	4	3012	259	3,271
<u>FACULTY OF ENVIRONMENTAL STUDIES</u>																			
UNIVERSITY																			
Co-op - On Campus			66	41	56	33	29	21			151	95	14	14			165	109	
- Off Campus			6	1	37	19	7	8	24	5	74	33					74	33	
Regular-General	13	7	43	28	38	14	14	9			108	58	51	21			159	79	
-Honours	229	134	111	64	75	70	81	65			496	333	8	4			504	337	
-Non-Degree													44	25	8	2	52	27	
TOTAL	242	141	226	134	206	136	131	103	24	5	829	519	117	64	8	2	954	585	1,539
<u>INTEGRATED STUDIES</u>																			
-Special Program	24	17	13	17	13	6					50	40	1	1			51	41	
TOTAL	24	17	13	17	13	6					50	40	1	1			51	41	92

UNIVERSITY OF WATERLOO
 DISTRIBUTION OF TOTAL ENROLMENT
 UNDERGRADUATE STUDENTS

FACULTY AND PROGRAMME	FULL-TIME STUDENTS										ALL YEARS		PT. TIME STUDENTS		FULL-TIME MAKE-UP POST-DEGREE OR NON-DEGREE		ALL STUDENTS		FACULTY TOTAL
	M	I		II		III		IV		V		M	F	M	F	M	F	M	
<u>FACULTY OF MATHEMATICS</u>																			
UNIVERSITY																			
On Campus-General	19	8	128	98	68	54	60	53			275	213	33	28			308	241	
-Honours	468	256	180	101	84	30	74	24			806	411	52	17			858	428	
Off Campus-General			33	34	112	70	53	37			198	141					198	141	
-Honours	5	2	203	82	120	50	39	10			367	144					367	144	
Regular-General	5	13	92	57	96	72	89	47			282	189	68	48			350	237	
-Honours	120	73	111	37	44	17	56	10			331	137	9	2			340	139	
-Non-Degree													118	46	12	4	130	50	
-Post-Degree													100	59			100	59	
ST. JEROME'S																			
General	3	3	13	12	4		5	3			25	18	2				27	18	
Honours	10	6	27	5	2	2	1				40	13	1	1			41	14	
TOTAL	630	361	787	426	530	295	377	184			2324	1266	383	201	12	4	2719	1471	4,190

UNIVERSITY OF WATERLOO
DISTRIBUTION OF TOTAL ENROLMENT
UNDERGRADUATE STUDENTS

FACULTY AND PROGRAMME	FULL-TIME STUDENTS												PT. TIME STUDENTS		FULL-TIME MAKE-UP POST-DEGREE OR NON-DEGREE		ALL STUDENTS		FACULTY TOTAL
	I		II		III		IV		V		ALL YEARS		M		F		M	F	
	M	F	M	F	M	F	M	F	M	F	M	F	M	F					
FACULTY OF HUMAN KINETICS & LEISURE STUDIES																			
Co-op - On Campus	36	154	30	115	15	59	9	20			90	348	11	39	101	387			
- Off Campus			3	5	11	47	8	24			22	76			22	76			
Regular-General			12	14	3	6	10	8			25	28			25	28			
-Honours	37	108	40	78	34	71	32	86			143	343	4	14	147	357			
Non-Degree													24	127	6	12	30	139	
TOTAL	73	262	85	212	63	183	59	138	280	795	39	180	6	12	325	987	1,312		
FACULTY OF SCIENCE																			
Regular-General	281	103	139	53	78	28	17	9	515	193	254	107			769	300			
-Honours			46	35	76	47	56	29	178	111	8	2			186	113			
-Non-Degree											106	59	20	13	126	72			
-Post-Degree											101	56			101	56			
Optometry	35	25	38	19			35	26	18	149	88				149	88			
Co-op - On Campus	205	74	137	53	55	27	69	28	456	182	43	7			509	189			
- Off Campus			16	8	65	31			81	39					81	39			
TOTAL	521	202	376	168	274	133	177	92	18	1389	613	512	20	13	1921	857	2,778		
GRAND TOTAL	2571	1684	2860	1626	2126	1162	1340	661	23	8962	5156	2345	121	67	11428	8497	19,925		

Table No. 2
November 1, 1981
Page 7

GRADUATE ENROLMENT

	UNDERGRADUATE						GRADUATE								Totals FT PT	Dept Totals	Faculty Total				
	Non-Deg-U FT PT	Qualifying FT PT	TOTAL FT PT	TOTAL	Non-Deg-G FT PT	Masters FT PT	M.Phil/Dipl FT PT	1 of 3 yr FT PT	PhD. FT PT	Ph.D. FT PT											
<u>ARTS</u>																					
Economics		1		1		1									19	3			19	3	22
English		5	4	5	4	9	1	1	38	17	15	1							54	19	73
French		1	1	1	1	2			9	1									9	1	10
German									19		1	1			10	3			30	4	34
History		2		2		2			14	6	1	4			12	2			27	12	39
HRCS															3	1			3	1	4
Philosophy									13	2					16	4			29	6	35
Political Sci									22	2									22	2	24
Psychology		1		1		1	1	1	37	4			14		67	17			119	22	141
Russian									9										9		9
Sociology									16	3					16	5			32	8	40
TOTAL			10	5	10	5	15	2	2	196	38	17	6	14		124	32		353	78	431
<u>ENGINEERING</u>																					
Chemical										3	31	19				13	3		44	25	69
Civil										4	45	17	1			22	6		68	27	95
Electrical											28	13				21	3		49	16	65
Management Sci		1		1		1	2	2	28	73					7	3			37	78	115
Mechanical									3	33	45					21	5		54	53	107
Systems Design		3	1	3	1	4		1	23	3					20	3			43	7	50
TOTAL			4	1	4	1	5	2	13	188	170	1			104	23			295	206	501

GRADUATE ENROLMENT

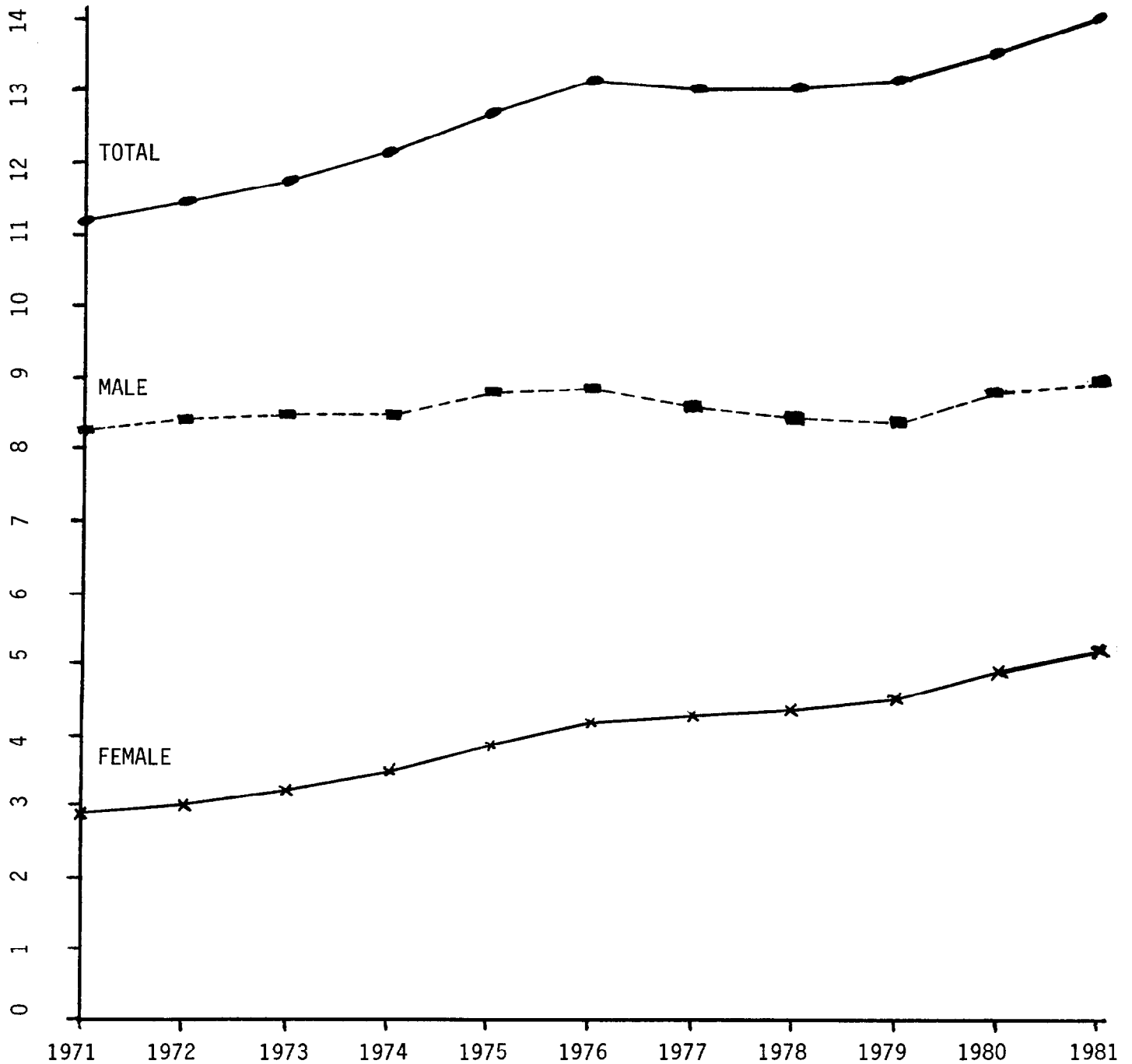
	UNDERGRADUATE						GRADUATE								Dept Totals	Faculty Total			
	Non-Deg-U		Qualifying		TOTAL		Non-Deg-G		Masters		M.Phil/Dipl		1 of 3 yr PhD.				Ph.D.		Totals
	FT	PT	FT	PT	FT	PT	FT	PT	FT	PT	FT	PT	FT	PT	FT	PT	FT	PT	
<u>ENVIRONMENTAL STUDIES</u>																			
Geography																			
Planning							1		27	13					11	4	38	17	55
									50	15					12	11	62	27	89
TOTAL							1		77	28					23	15	100	44	144
<u>H.K. & L.S.</u>																			
Health				1		1				7	5						7	5	12
Kinesiology			1		1					26	5				10	4	37	9	46
Recreation			2		2		1		12	7							12	7	19
TOTAL			3	1	3	1	4		45	17					10	4	56	21	77
<u>MATHEMATICS</u>																			
Actuarial	18				18	18		68											68
Applied		1			1	1			11		5				10		26		26
Comb & Optim							1		11	2					17	3	29	5	34
Computer Science			4	3	4	3	7		4	100	11				25	6	125	21	146
Mathematics										14								14	14
Pure			1		1	1			3						9		12		12
Statistics									14		1				8		23		23
TOTAL	18	6	3	6	21	27	1	72	139	27	6				69	9	215	108	323

Table No. 2
November 1, 1981
Page 9

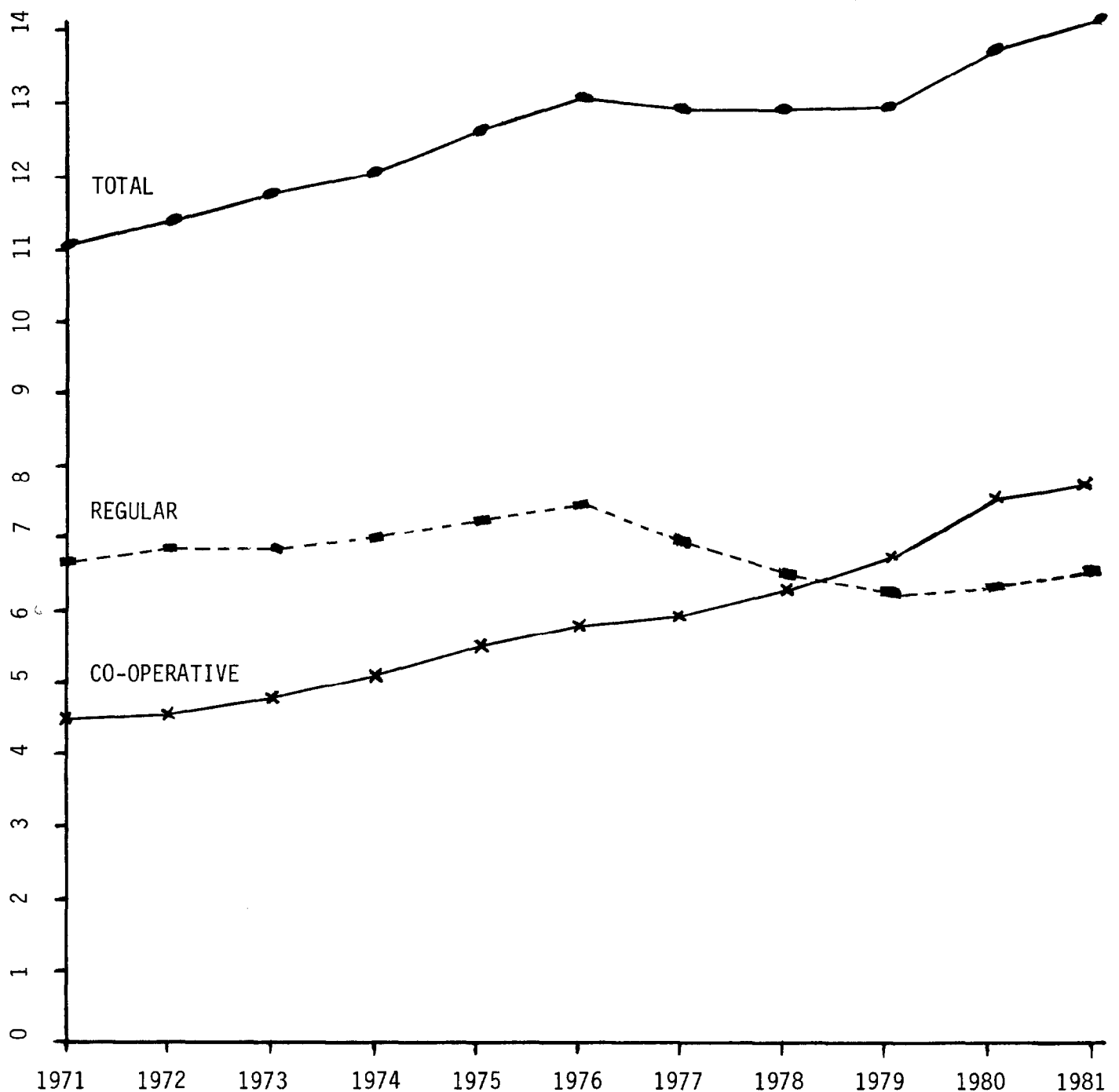
GRADUATE ENROLMENT

	UNDERGRADUATE						GRADUATE								Faculty Total						
	Non-Deg-U		Qualifying		TOTAL		Non-Deg-G		Masters		M.Phil/Dipl		1 of 3 yr PhD.			Ph.D.		Totals		Dept Totals	
	FT	PT	FT	PT	FT	PT	TOTAL	FT	PT	FT	PT	FT	PT	FT	PT	FT	PT	FT	PT		
<u>SCIENCE</u>																					
Biology									1	31	3			1		32	1	64	5		69
Chemistry									1	22	5					32		54	6		60
Earth Science			1		1		1	1		41	3					15	1	57	4		61
Physics									1	11						19		30	1		31
Phys. Optics										5	2	2				1		8	2		10
TOTAL			1		1		1	1	3	110	13	2		1		99	2	213	18		231
GRAND TOTAL		18	24		10	24	28	52	7	91	755	293	26	6	15	429	85	1232	475		1707

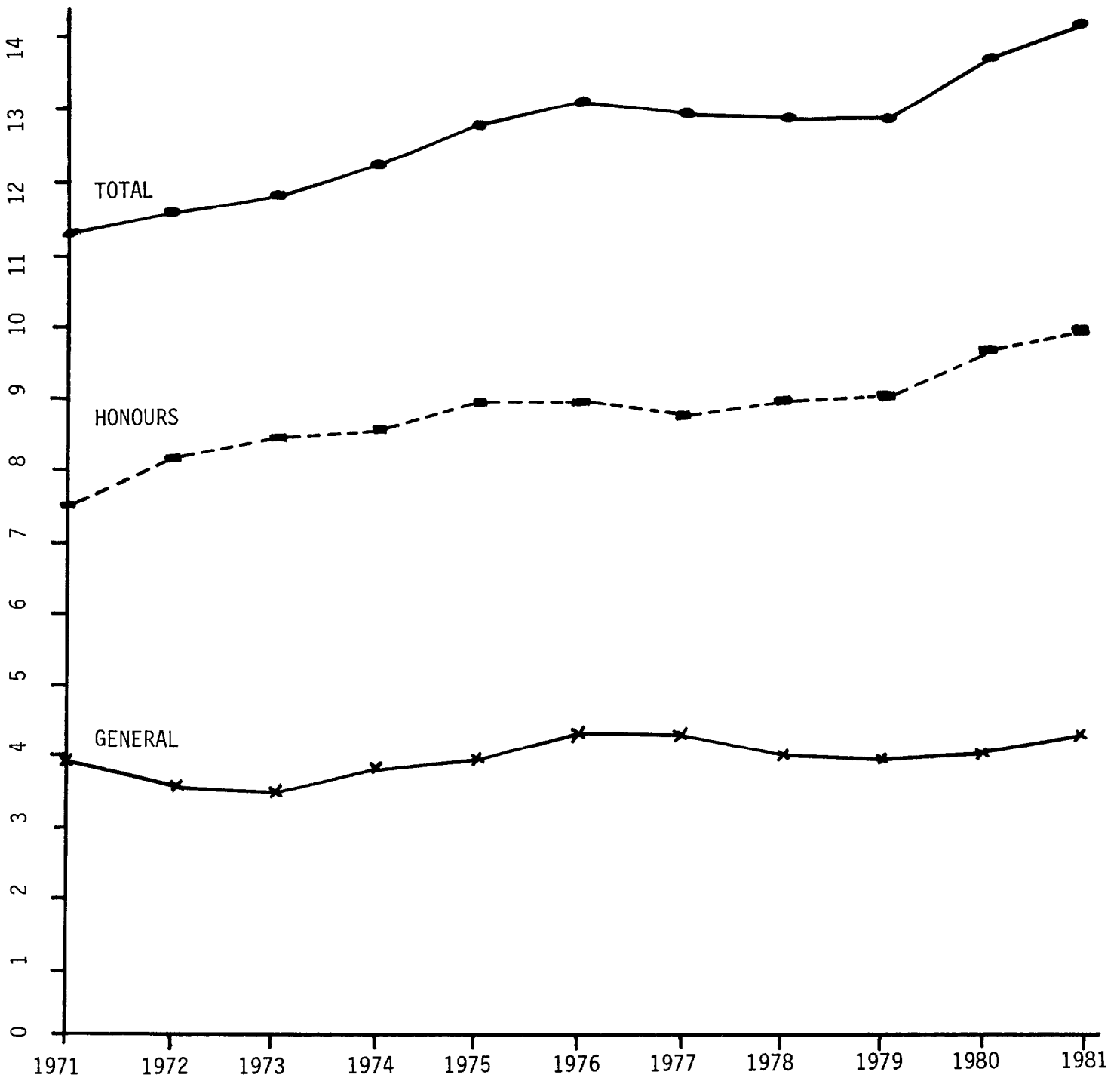
UNIVERSITY OF WATERLOO
(including Church Colleges and Off-Campus Students)
FULL-TIME UNDERGRADUATE ENROLMENT
COMPARING MALE & FEMALE STUDENTS
TO TOTAL ENROLMENT
1971 TO 1981



UNIVERSITY OF WATERLOO
(including Church Colleges and Off-Campus Students)
FULL-TIME UNDERGRADUATE ENROLMENT
COMPARING CO-OPERATIVE AND REGULAR PROGRAMMES TO
TOTAL ENROLMENT
1971 TO 1981



UNIVERSITY OF WATERLOO
(including Church Colleges and Off-Campus Students)
FULL-TIME UNDERGRADUATE ENROLMENT
COMPARING HONOURS & GENERAL PROGRAMME TO
TOTAL ENROLMENT
1971 TO 1981



UNIVERSITY OF WATERLOO
DISTRIBUTION OF FULL-TIME UNDERGRADUATE STUDENTS - REGULAR PROGRAMMES
 (Including Church Colleges and Off-Campus Students)

Number of Students	Fall 1971		Fall 1972		Fall 1973		Fall 1974		Fall 1975		Fall 1976		Fall 1977		Fall 1978		Fall 1979		Fall 1980		Fall 1981	
	M	F	M	F	M	F	M	F	M	F	M	F	M	F	M	F	M	F	M	F	M	F
Arts	1282	1354	1260	1252	1189	1268	1253	1441	1194	1483	1265	1572	1128	1427	1080	1316	1005	1299	1038	1308	1078	1468
Engineering	-	-	-	-	-	-	-	-	-	-	-	-	-	-	-	-	-	-	-	-	-	-
Environmental Studies	639	195	642	247	703	280	709	311	800	375	715	386	660	378	627	390	641	392	602	367	604	391
Integrated Studies	53	24	61	24	55	26	52	28	53	27	47	28	53	31	41	23	50	36	45	37	50	40
Mathematics	1026	453	1027	458	966	402	803	371	873	355	930	395	873	369	803	373	700	342	737	372	678	357
H.K. & L.S.	163	173	248	285	268	296	249	339	274	351	224	366	210	378	207	418	185	397	195	354	168	371
Science	<u>1188</u>	<u>175</u>	<u>1220</u>	<u>235</u>	<u>1185</u>	<u>269</u>	<u>1170</u>	<u>299</u>	<u>1152</u>	<u>321</u>	<u>1152</u>	<u>346</u>	<u>1098</u>	<u>353</u>	<u>940</u>	<u>326</u>	<u>904</u>	<u>374</u>	<u>821</u>	<u>375</u>	<u>842</u>	<u>392</u>
TOTAL	4351	2374	4458	2501	4366	2541	4236	2789	4346	2912	4333	3093	4022	2936	3698	2846	3485	2840	3438	2813	3420	3019
TOTAL F.T. UNDERGRADS	8264	2926	8439	3062	8558	3212	8575	3580	8859	3855	8978	4220	8727	4243	8580	4359	8522	4502	8819	4754	8962	5156

UNIVERSITY OF WATERLOO
DISTRIBUTION OF FULL-TIME UNDERGRADUATE STUDENTS - REGULAR PROGRAMMES
(Including Church Colleges and Off-Campus Students)

Percentage of Students	Fall 1971		Fall 1972		Fall 1973		Fall 1974		Fall 1975		Fall 1976		Fall 1977		Fall 1978		Fall 1979		Fall 1980		Fall 1981	
	M	F	M	F	M	F	M	F	M	F	M	F	M	F	M	F	M	F	M	F	M	F
Arts	48.6	51.4	50.2	49.8	48.4	51.6	46.5	53.5	44.6	55.4	44.6	55.4	44.1	55.9	45.1	54.9	43.6	56.4	44.2	55.8	42.3	57.7
Engineering	-	-	-	-	-	-	-	-	-	-	-	-	-	-	-	-	-	-	-	-	-	-
Environmental Studies	76.6	23.4	72.2	27.8	71.5	28.5	69.5	30.5	67.9	32.1	64.9	35.1	63.6	36.4	61.7	38.3	62.1	37.9	62.1	37.9	60.7	39.3
Integrated Studies	68.8	31.2	71.8	28.2	67.9	32.1	65.0	35.0	66.3	33.7	62.7	37.3	63.1	36.9	64.1	35.9	58.1	41.9	54.9	45.1	55.6	44.4
Mathematics	69.4	30.6	69.2	30.8	70.6	29.4	69.1	30.9	71.1	28.9	70.2	29.8	70.3	29.7	68.3	31.7	67.2	32.8	66.5	33.5	65.5	34.5
H.K. & L.S.	48.5	51.5	46.5	53.5	47.5	52.5	42.3	57.7	43.8	56.2	38.0	62.0	35.7	64.3	33.1	66.9	31.8	68.2	35.5	64.5	31.2	68.8
Science	<u>87.2</u>	<u>12.8</u>	<u>83.8</u>	<u>16.2</u>	<u>81.5</u>	<u>18.5</u>	<u>79.6</u>	<u>20.4</u>	<u>78.2</u>	<u>21.8</u>	<u>76.9</u>	<u>23.1</u>	<u>75.7</u>	<u>24.3</u>	<u>74.3</u>	<u>25.7</u>	<u>70.7</u>	<u>29.3</u>	<u>68.6</u>	<u>31.4</u>	<u>68.2</u>	<u>31.8</u>
TOTAL	64.7	35.3	64.1	35.9	63.2	36.8	60.5	39.5	59.9	40.1	58.3	41.7	57.8	42.2	56.5	43.5	55.1	44.9	55.0	45.0	53.1	46.9
% OF TOTAL	52.7	81.1	52.8	81.7	51.0	79.1	49.7	77.9	49.1	75.6	48.3	73.3	46.1	69.2	43.1	65.3	40.9	63.1	39.0	59.2	38.2	58.6

UNIVERSITY OF WATERLOO
DISTRIBUTION OF FULL-TIME UNDERGRADUATE STUDENTS - CO-OPERATIVE PROGRAMMES
 (Including Church Colleges and Off-Campus Students)

Number of Students	Fall 1971		Fall 1972		Fall 1973		Fall 1974		Fall 1975		Fall 1976		Fall 1977		Fall 1978		Fall 1979		Fall 1980		Fall 1981	
	M	F	M	F	M	F	M	F	M	F	M	F	M	F	M	F	M	F	M	F	M	F
Arts	-	-	-	-	-	-	-	-	3	5	13	11	17	21	48	57	73	80	125	185	126	206
Engineering	2575	18	2616	27	2650	32	2645	69	2652	88	2653	120	2702	145	2745	185	2788	185	2902	223	2886	249
Environmental Studies	135	13	173	18	203	29	188	29	185	32	215	53	216	72	202	88	192	90	228	116	225	128
Integrated Studies	-	-	-	-	-	-	-	-	-	-	-	-	-	-	-	-	-	-	-	-	-	-
Mathematics	693	254	776	259	886	315	1027	375	1162	469	1236	531	1249	609	1338	673	1442	781	1481	827	1646	909
H.K. & L.S.	258	250	196	240	173	268	190	279	193	297	171	341	175	370	138	368	125	377	120	403	112	424
Science	<u>251</u>	<u>17</u>	<u>220</u>	<u>17</u>	<u>241</u>	<u>27</u>	<u>262</u>	<u>39</u>	<u>318</u>	<u>49</u>	<u>357</u>	<u>71</u>	<u>346</u>	<u>90</u>	<u>411</u>	<u>142</u>	<u>417</u>	<u>149</u>	<u>525</u>	<u>187</u>	<u>547</u>	<u>221</u>
TOTAL	3912	552	3981	561	4153	671	4312	791	4513	940	4645	1127	4705	1307	4882	1513	5037	1662	5381	1941	5542	2137
TOTAL F.T. UNDERGRADS	8264	2926	8439	3062	8558	3212	8575	3580	8859	3855	8978	4220	8727	4243	8580	4359	8522	4502	8819	4754	8962	5156

UNIVERSITY OF WATERLOO
DISTRIBUTION OF FULL-TIME UNDERGRADUATE STUDENTS - CO-OPERATIVE PROGRAMMES
 (Including Church Colleges and Off-Campus Students)

Percentage of Students	Fall 1971		Fall 1972		Fall 1973		Fall 1974		Fall 1975		Fall 1976		Fall 1977		Fall 1978		Fall 1979		Fall 1980		Fall 1981	
	M	F	M	F	M	F	M	F	M	F	M	F	M	F	M	F	M	F	M	F	M	F
Arts	-	-	-	-	-	-	-	-	-	-	-	-	44.7	55.3	45.7	54.3	47.7	52.3	40.3	59.7	38.0	62.0
Engineering	99.3	.7	99.0	1.0	98.8	1.2	97.5	2.5	96.8	3.2	95.7	4.3	94.9	5.1	93.7	6.3	93.8	6.2	92.9	7.1	92.1	7.9
Environmental Studies	91.3	8.7	90.6	9.4	87.5	12.5	86.6	13.4	85.3	14.7	80.2	19.8	75.0	25.0	69.7	30.3	68.1	31.9	66.3	33.7	63.7	36.3
Integrated Studies	-	-	-	-	-	-	-	-	-	-	-	-	-	-	-	-	-	-	-	-	-	-
Mathematics	73.2	26.8	75.0	25.0	73.8	26.2	73.3	26.7	71.2	28.8	69.9	30.1	67.2	32.8	66.5	33.5	64.9	35.1	64.2	35.8	64.4	35.6
H.K. & L.S.	50.8	49.2	45.0	55.0	39.2	60.8	40.5	59.5	39.4	60.6	33.4	66.6	32.1	67.9	27.3	72.7	24.9	75.1	22.9	77.1	20.9	79.1
Science	<u>93.7</u>	<u>6.3</u>	<u>92.8</u>	<u>7.2</u>	<u>89.9</u>	<u>10.1</u>	<u>87.0</u>	<u>13.0</u>	<u>86.6</u>	<u>13.4</u>	<u>83.4</u>	<u>16.6</u>	<u>79.4</u>	<u>20.6</u>	<u>74.3</u>	<u>25.7</u>	<u>73.7</u>	<u>26.3</u>	<u>73.7</u>	<u>26.3</u>	<u>71.2</u>	<u>28.8</u>
TOTAL	87.6	12.4	87.6	12.4	86.1	13.9	84.5	15.5	82.8	17.2	80.5	19.5	78.3	21.7	76.3	23.7	75.2	24.8	73.5	26.5	72.2	27.8
% OF TOTAL	47.4	18.9	47.2	18.3	48.5	20.9	50.3	22.1	50.9	24.4	51.7	26.7	53.9	30.8	56.9	34.7	59.1	36.9	61.0	40.8	61.8	41.4

UNIVERSITY OF WATERLOO
DISTRIBUTION OF FULL-TIME UNDERGRADUATE STUDENTS - GENERAL PROGRAMMES
(Including Church Colleges and Off-Campus Students)

Number of Students	Fall 1971		Fall 1972		Fall 1973		Fall 1974		Fall 1975		Fall 1976		Fall 1977		Fall 1978		Fall 1979		Fall 1980		Fall 1981	
	M	F	M	F	M	F	M	F	M	F	M	F	M	F	M	F	M	F	M	F	M	F
Arts	823	964	858	856	808	864	849	1036	752	965	828	1042	766	972	712	918	706	907	818	925	822	1028
Engineering	-	-	-	-	-	-	-	-	-	-	-	-	-	-	-	-	-	-	-	-	-	-
Environmental Studies	145	45	138	39	151	48	149	52	128	48	116	56	108	48	81	52	72	31	94	32	108	58
Integrated Studies	53	24	61	24	55	26	52	28	53	27	47	28	53	31	41	23	50	36	45	37	50	40
Mathematics	654	340	379	234	436	242	545	285	749	388	890	440	965	521	924	548	891	579	856	590	780	561
H.K. & L.S.	-	-	-	-	2	2	8	5	11	4	6	2	11	3	8	6	13	15	17	17	25	28
Science	<u>656</u>	<u>88</u>	<u>718</u>	<u>130</u>	<u>630</u>	<u>130</u>	<u>579</u>	<u>148</u>	<u>599</u>	<u>160</u>	<u>642</u>	<u>170</u>	<u>614</u>	<u>181</u>	<u>513</u>	<u>168</u>	<u>500</u>	<u>186</u>	<u>424</u>	<u>168</u>	<u>515</u>	<u>193</u>
TOTAL	2331	1461	2154	1283	2082	1312	2182	1554	2292	1592	2529	1738	2517	1756	2279	1715	2232	1754	2254	1769	2300	1908
TOTAL F.T. UNDERGRADS	8264	2926	8439	3062	8558	3212	8575	3580	8859	3855	8978	4220	8787	4243	8580	4359	8522	4502	8819	4754	8962	5156

UNIVERSITY OF WATERLOO
DISTRIBUTION OF FULL-TIME UNDERGRADUATE STUDENTS - GENERAL PROGRAMMES
(Including Church Colleges and Off-Campus Students)

Percentage of Students	Fall 1971		Fall 1972		Fall 1973		Fall 1974		Fall 1975		Fall 1976		Fall 1977		Fall 1978		Fall 1979		Fall 1980		Fall 1981	
	M	F	M	F	M	F	M	F	M	F	M	F	M	F	M	F	M	F	M	F	M	F
Arts	46.1	53.9	50.1	49.9	48.3	51.7	45.0	55.0	43.8	56.2	44.3	55.7	44.1	55.9	43.7	56.3	43.8	56.2	46.9	53.1	44.4	55.6
Engineering	-	-	-	-	-	-	-	-	-	-	-	-	-	-	-	-	-	-	-	-	-	-
Environmental Studies	76.3	23.7	78.0	22.0	75.9	24.1	74.1	25.9	72.7	27.3	67.4	32.6	69.2	30.8	60.9	39.1	69.9	30.1	74.6	25.4	65.1	34.9
Integrated Studies	68.8	31.2	71.8	28.2	67.9	32.1	65.0	35.0	66.3	33.7	62.7	37.3	63.1	36.9	64.1	35.9	58.1	41.9	54.9	45.1	55.6	44.4
Mathematics	65.8	34.2	61.8	38.2	64.3	35.7	65.6	34.4	65.9	34.1	66.9	33.1	64.9	35.1	62.8	37.2	60.6	39.4	59.2	40.8	58.2	41.8
H.K. & L.S.	-	-	-	-	50.0	50.0	61.5	38.5	73.3	26.7	75.0	25.0	78.6	21.4	57.1	42.9	46.4	53.6	50.0	50.0	47.2	52.8
Science	<u>88.2</u>	<u>11.8</u>	<u>84.7</u>	<u>15.3</u>	<u>82.9</u>	<u>17.1</u>	<u>79.6</u>	<u>20.4</u>	<u>78.9</u>	<u>21.1</u>	<u>79.1</u>	<u>20.9</u>	<u>77.2</u>	<u>22.8</u>	<u>75.3</u>	<u>24.7</u>	<u>72.9</u>	<u>27.1</u>	<u>71.6</u>	<u>28.4</u>	<u>72.7</u>	<u>27.3</u>
TOTAL	61.5	38.5	62.7	37.3	61.3	38.7	58.4	41.6	59.0	41.0	59.3	40.7	77.2	22.8	57.1	42.9	56.0	44.0	56.0	44.0	54.7	45.3
% OF TOTAL	28.2	49.9	25.5	41.9	24.3	40.8	25.4	43.4	25.9	41.3	28.2	41.2	28.6	41.4	26.6	39.3	26.2	39.0	25.6	37.2	25.7	37.0

UNIVERSITY OF WATERLOO
DISTRIBUTION OF FULL-TIME UNDERGRADUATE STUDENTS - HONOURS PROGRAMMES
(Including Church Colleges and Off-Campus Students)

Number of Students	Fall 1971		Fall 1972		Fall 1973		Fall 1974		Fall 1975		Fall 1976		Fall 1977		Fall 1978		Fall 1979		Fall 1980		Fall 1981	
	M	F	M	F	M	F	M	F	M	F	M	F	M	F	M	F	M	F	M	F	M	F
Arts	459	390	402	396	420	404	404	405	445	523	450	541	379	476	416	455	372	472	345	568	382	646
Engineering	2575	18	2616	27	2650	32	2645	69	2652	88	2653	120	2702	145	2745	185	2788	185	2902	223	2886	249
Environmental Studies	630	163	677	226	755	261	748	288	857	362	814	383	768	402	748	426	761	451	736	451	721	461
Integrated Studies	-	-	-	-	-	-	-	-	-	-	-	-	-	-	-	-	-	-	-	-	-	-
Mathematics	1065	367	1424	483	1416	475	1312	461	1286	436	1276	486	1157	457	1217	498	1251	544	1362	609	1544	705
H.K. & L.S.	421	423	444	525	439	562	431	613	456	644	389	705	374	745	337	780	297	759	298	740	255	767
Science	<u>783</u>	<u>104</u>	<u>722</u>	<u>122</u>	<u>796</u>	<u>166</u>	<u>853</u>	<u>190</u>	<u>871</u>	<u>210</u>	<u>867</u>	<u>247</u>	<u>830</u>	<u>262</u>	<u>838</u>	<u>300</u>	<u>821</u>	<u>337</u>	<u>922</u>	<u>394</u>	<u>874</u>	<u>420</u>
TOTAL	5933	1465	6285	1779	6476	1900	6393	2026	6567	2263	6449	2482	6210	2487	6301	2644	6290	2748	6565	2985	6662	3248
TOTAL F.T. UNDERGRADS	8264	2926	8439	3062	8558	3212	8575	3580	8859	3855	8978	4220	8727	4243	8580	4359	8522	4502	8819	4754	8962	5150

UNIVERSITY OF WATERLOO
DISTRIBUTION OF FULL-TIME UNDERGRADUATE STUDENTS - HONOURS PROGRAMMES
 (Including Church Colleges and Off-Campus Students)

Percentage of Students	Fall 1971		Fall 1972		Fall 1973		Fall 1974		Fall 1975		Fall 1976		Fall 1977		Fall 1978		Fall 1979		Fall 1980		Fall 1981	
	M	F	M	F	M	F	M	F	M	F	M	F	M	F	M	F	M	F	M	F	M	F
Arts	54.1	45.9	50.4	49.6	51.0	49.0	49.9	50.1	46.2	53.8	45.4	54.6	44.3	55.7	47.8	52.2	44.1	55.9	37.8	62.2	37.2	62.8
Engineering	99.3	.7	99.0	1.0	98.8	1.2	97.5	2.5	96.8	3.2	95.7	4.3	94.9	5.1	93.7	6.3	93.8	6.2	92.2	7.1	92.1	7.9
Environmental Studies	79.4	20.6	75.0	25.0	74.3	25.7	72.2	27.8	70.3	29.7	68.0	32.0	65.6	34.4	63.7	36.3	62.8	37.2	62.0	38.0	61.0	39.0
Integrated Studies	-	-	-	-	-	-	-	-	-	-	-	-	-	-	-	-	-	-	-	-	-	-
Mathematics	74.4	25.6	74.7	25.3	74.9	25.1	74.0	26.0	74.7	25.3	72.4	27.6	71.7	28.3	71.0	29.0	69.7	30.3	69.1	30.9	68.7	31.3
H.K. & L.S.	49.9	50.1	45.8	54.2	43.9	56.1	41.3	58.7	41.5	58.5	35.6	64.4	33.4	66.6	30.2	69.8	28.1	71.9	28.7	71.3	25.0	75.0
Science	<u>88.3</u>	<u>11.7</u>	<u>85.5</u>	<u>14.5</u>	<u>82.7</u>	<u>17.3</u>	<u>81.8</u>	<u>18.2</u>	<u>80.6</u>	<u>19.4</u>	<u>77.8</u>	<u>22.2</u>	<u>76.0</u>	<u>24.0</u>	<u>73.6</u>	<u>26.4</u>	<u>70.9</u>	<u>29.1</u>	<u>70.1</u>	<u>29.9</u>	<u>67.5</u>	<u>32.5</u>
TOTAL	80.2	19.8	77.9	22.1	77.3	22.7	75.9	24.1	74.4	25.6	72.2	27.8	71.4	28.6	70.4	29.6	69.6	30.4	68.7	31.3	67.2	32.8
% OF TOTAL	71.8	50.1	74.5	58.1	75.7	59.2	74.6	56.6	74.1	58.7	71.8	58.8	71.2	58.6	73.4	60.7	73.8	61.0	74.4	62.8	74.3	63.0

CHURCH COLLEGES

<u>ST. JEROME'S COLLEGE</u>	<u>1971-72</u>	<u>1972-73</u>	<u>1973-74</u>	<u>1974-75</u>	<u>1975-76</u>	<u>1976-77</u>	<u>1977-78</u>	<u>1978-79</u>	<u>1979-80</u>	<u>1980-81</u>	<u>1981-82</u>
Year I	149	137	146	160	158	140	153	107	114	213	134
Year II	138	116	141	130	122	137	121	145	95	105	156
Year III	97	101	93	128	118	117	117	117	120	92	91
Year IV	17	26	30	31	36	41	48	52	50	44	29
TOTAL	401	380	410	449	434	435	439	421	379	454	410
<u>RENISON COLLEGE</u>											
Year I	57	39	25	41	41	42	28	33	45	44	56
Year II	40	35	60	34	36	24	48	31	46	49	54
Year III	28	30	34	58	23	32	18	38	33	36	33
Year IV	4	1	1	1	5	7	3	-	1	3	3
TOTAL	129	105	120	134	105	105	97	102	125	132	146

ARTS

	<u>1971-72</u>	<u>1972-73</u>	<u>1973-74</u>	<u>1974-75</u>	<u>1975-76</u>	<u>1976-77</u>	<u>1977-78</u>	<u>1978-79</u>	<u>1979-80</u>	<u>1980-81</u>	<u>1981-82</u>
YEAR I	735	815	722	833	736	872	754	724	727	756	803
YEAR II-General	333	289	325	302	328	343	343	292	298	361	406
-Honours	230	196	204	208	235	209	189	191	165	157	183
-Hon Psych	92	81	73	66	116	92	74	68	62	56	101
	<u>655</u>	<u>566</u>	<u>602</u>	<u>576</u>	<u>679</u>	<u>644</u>	<u>606</u>	<u>551</u>	<u>525</u>	<u>574</u>	<u>690</u>
YEAR III-General	347	310	301	352	332	367	330	319	285	278	255
-Honours	185	162	129	153	150	171	156	146	129	105	136
-Hon Psych	63	51	39	57	46	79	62	56	40	37	43
	<u>595</u>	<u>523</u>	<u>469</u>	<u>562</u>	<u>528</u>	<u>617</u>	<u>548</u>	<u>521</u>	<u>454</u>	<u>420</u>	<u>434</u>
YEAR IV-General											28
-Honours	111	113	141	114	150	143	148	119	115	94	71
-Hon Psych	24	49	41	39	48	43	53	42	37	35	22
	<u>135</u>	<u>162</u>	<u>182</u>	<u>153</u>	<u>198</u>	<u>186</u>	<u>201</u>	<u>161</u>	<u>152</u>	<u>129</u>	<u>121</u>
TOTAL	2120	2066	1975	2124	2141	2319	2109	1957	1858	1879	2048

ARTS
CO-OP

	1975			1976			1977			1978			1979			1980			1981		
	W	S	F	W	S	F	W	S	F	W	S	F	W	S	F	W	S	F	W	S	F
YEAR IA IB															99				99	2	63
YEAR IIA IIB			5			18			28	2	3	63	7	8	58	6	8	80	3	9	117
				2				9		1	23		7	46	6	30	39	7	25	58	6
YEAR IIIA IIIB			3		1	3		2		11	2	12	21	1	25	49	7	33	30	11	21
				1			1		1	2		11	3	7	20		14	37	11	15	29
YEAR IVA IVB						3			1	1		2	2	3	6	8	6	9	7	22	17
							1						1			8		9	10	2	7
TOTAL			8	3	1	24	2	11	30	17	28	88	41	65	115	101	74	274	185	119	260

ENGINEERING

YEAR IA	1971			1972			1973			1974			1975			1976			1977			1978			1979			1980			1981		
	W	S	F	W	S	F	W	S	F	W	S	F	W	S	F	W	S	F	W	S	F	W	S	F	W	S	F	W	S	F			
General			478			549			508			584			535			531			510			536			519			626			503
Chemical			109			91			78			110			109			107			107			113			98			127			116
Systems			64			91			86			88			63			69			77			84			70			80			87
			651			731			672			782			707			707			694			733			687			833			706
YEAR IB																																	
General	324	145		309	189		274	257		325	212		350	275		337	241		296	244		281	226		346	198		263	242		326	282	
Chemical	63	31		57	31		59	38		52	39		70	47		75	37		64	40		59	47		59	42		43	64		66	58	
Systems		70			61			82			81			86			58			70			67			74			66			77	
	387	246		366	281		333	377		377	332		420	408		412	336		360	354		340	340		405	314		306	372		392	372	
YEAR IIA																																	
Chemical	35	39		25	35		20	36		31	49		28	61		35	60		29	47		30	58		49	51		39	40			66	
Civil	52	99		50	93		59	91		59	105		38	109		86	109		67	120		75	78		55	66		30	59		26	72	
Electrical	67	97		49	98		71	94		77	111		75	107		66	114		58	102		82	109		88	149		71	117		98	126	
Mechanical	78	91		49	110		59	84		71	85		51	104		84	95		82	88		89	83		90	131		71	106		91	115	
Systems	48			69			58			79			69			76			54			67			60			70			57		
	280	326		242	336		267	305		317	350		261	381		347	378		290	357		343	328		342	397		281	330		326	379	
YEAR IIB																																	
Chemical	41	25		38	21		29	24		34	25		41	30		59	39		65	26		40	30		51	44		46	39		45	43	
Civil	64	41		91	44		75	54		77	54		96	32		84	81		96	60		98	68		72	56		50	30		52	27	
Electrical	77	43		78	37		63	47		71	58		105	50		88	56		93	52		95	74		87	88		124	73		105	89	
Mechanical	100	72		77	44		86	44		62	56		65	40		82	64		74	73		96	78		75	78		125	67		106	89	
Systems		39			56			60			66			55			50			40			59			53			58			45	
	282	220		284	202		253	229		244	259		307	207		313	290		328	251		329	309		285	319		345	267		308	293	

Table No. 4
Page 25

ENGINEERING

YEAR IIIA	1971			1972			1973			1974			1975			1976			1977			1978			1979			1980			1981		
	W	S	F	W	S	F	W	S	F	W	S	F	W	S	F	W	S	F	W	S	F	W	S	F	W	S	F	W	S	F			
Chemical	43	29		39	18		36	21		34	-		36	24		40	25		54	30		62	25		45	26		51	44		46	40	
Civil	69	48		70	37		83	41		72	50		67	45		90	39		80	66		98	67		106	64		77	55		47	27	
Electrical	65	60		67	48		74	33		63	41		63	53		87	66		82	54		93	50		92	65		88	80		118	71	
Mechanical	92	47		100	63		74	50		84	46		62	51		65	39		80	65		76	52		91	70		81	76		108	64	
Systems	-	-		-	31		-	53		-	55		-	58		-	51		-	48		-	39		-	53		-	54		-	56	
	269	184		276	197		267	198		253	192		228	231		282	220		296	263		329	233		334	278		297	309		319	258	
<u>YEAR IIIB</u>																																	
Chemical	34		37	29		37	18		34	24		36	-		36	23		40	22		52	30		56	24		42	28		54	38		43
Civil	68		66	53		71	36		81	37		64	47		60	45		91	41		77	56		81	62		96	62		79	52		50
Electrical	41		62	52		59	44		66	35		52	45		68	43		62	49		76	43		78	39		83	58		91	74		103
Mechanical	58		87	47		94	55		61	44		76	45		51	49		68	37		77	62		79	51		84	65		82	75		107
Systems	-		-	-		-	29		-	55		-	52		-	55		-	55		-	51		-	38		-	52		-	55		-
	201		252	181		261	182		242	195		228	189		215	215		261	204		282	242		294	214		305	265		306	294		303
<u>YEAR IVA</u>																																	
Chemical		35	40		37	28		35	21		32	19		37	-		33	23		39	24		50	32		55	23		44	28		54	38
Civil		65	60		54	59		67	36		72	42		59	53		55	36		81	43		78	56		84	62		92	65		77	50
Electrical		48	37		55	58		59	44		59	42		48	39		69	47		61	52		74	43		75	46		73	60		87	69
Mechanical		74	73		70	63		86	71		54	54		72	51		50	43		63	42		65	65		80	51		77	67		83	70
Systems		-	-		-	-		-	27		-	54		-	54		-	54		-	44		-	50		-	38		-	54		-	56
		222	210		216	208		247	199		217	211		216	197		207	203		244	205		267	246		294	220		286	274		301	283

ENGINEERING

YEAR IVB	1971			1972			1973			1974			1975			1976			1977			1978			1979			1980			1981		
	W	S	F	W	S	F	W	S	F	W	S	F	W	S	F	W	S	F	W	S	F	W	S	F	W	S	F	W	S	F			
Chemical	50			72			71			51			56			30			57			60			83			74			70		
Civil	120			126			111			101			112			109			91			124			131			136			152		
Electrical	96			76			115			104			96			88			109			112			112			116			131		
Mechanical	146			141			129			143			112			114			99			98			131			124			142		
Systems	-			-			-			27			54			51			55			44			50			37			53		
	412			415			426			426			430			392			411			438			507			487			548		
TOTAL	1549	934	1659				1475	1075	1647				1528	1162	1707				1561	1189	1789				1803	1171	1928				1879	1284	1964
				1480	978	1738				1568	985	1830				1648	1076	1839				1692	1169	1910				1636	1312	2010			

ENVIRONMENTAL STUDIES

<u>REGULAR</u>	<u>1971-72</u>	<u>1972-73</u>	<u>1973-74</u>	<u>1974-75</u>	<u>1975-76</u>	<u>1976-77</u>	<u>1977-78</u>	<u>1978-79</u>	<u>1979-80</u>	<u>1980-81</u>	<u>1981-82</u>
Year I											
-Geography	119	110	148	154	189	137	118	149	141	156	156
-Man-Environment	51	53	70	52	93	76	82	72	73	51	71
-Planning	67	63	58	63	68	57	56	83	77	77	75
	<u>237</u>	<u>226</u>	<u>276</u>	<u>269</u>	<u>350</u>	<u>270</u>	<u>256</u>	<u>304</u>	<u>291</u>	<u>284</u>	<u>302</u>
Year II											
-Geography-Gen	82	62	79	66	57	68	55	48	34	53	70
-Geography-Hon	66	66	72	81	98	89	53	54	89	55	55
-Man-Environment	44	64	54	60	45	81	65	70	50	64	54
-Planning	63	62	56	59	65	67	67	68	70	71	66
	<u>255</u>	<u>254</u>	<u>261</u>	<u>266</u>	<u>265</u>	<u>305</u>	<u>240</u>	<u>240</u>	<u>243</u>	<u>243</u>	<u>245</u>
Year III											
-Geography-Gen	74	94	71	93	81	77	86	68	57	61	52
-Geography-Hon	23	38	45	57	76	74	76	51	53	46	48
-Man-Environment	15	32	41	28	39	41	62	41	51	39	41
-Planning	53	62	50	58	52	64	60	66	59	61	56
	<u>165</u>	<u>226</u>	<u>207</u>	<u>236</u>	<u>248</u>	<u>256</u>	<u>284</u>	<u>226</u>	<u>220</u>	<u>207</u>	<u>197</u>
Year IV											
-Geography-Gen	-	-	-	-	-	-	-	-	-	-	23
-Geography-Hon	22	21	47	45	59	67	59	57	53	38	42
-Man-Environment	2	8	20	31	27	31	42	48	35	48	41
-Planning	68	49	65	53	58	52	66	59	66	61	63
	<u>92</u>	<u>78</u>	<u>132</u>	<u>129</u>	<u>144</u>	<u>150</u>	<u>167</u>	<u>164</u>	<u>154</u>	<u>147</u>	<u>169</u>
TOTAL	749	784	876	900	1007	981	947	934	908	881	913

ENVIRONMENTAL STUDIES
GEOGRAPHY - CO-OP

	1975			1976			1977			1978			1979			1980			1981									
	W	S	F	W	S	F	W	S	F	W	S	F	W	S	F	W	S	F	W	S	F							
Year IIA			37			31			25			38			1	3	33			2		38			2		33	
IIB					34			27		23				4	27	2				1	28	4			1	36	3	
Year IIIA											26				19	2	1								30	2	2	4
IIIB							31		30		26				1	19									2	2	2	25
Year IVA															3	20	2								2	16	1	5
IVB												21	4		22										20	1	1	1
TOTAL CO-OP			37		34	31	31	27	55	26	44	68		49	53	57				55	48	67			62	54	71	

Table No. 4
Page 29

ARCHITECTURE
PRE-PROFESSIONAL

	1971			1972			1973			1974			1975			1976			1977			1978			1979			1980			1981								
	W	S	F	W	S	F	W	S	F	W	S	F	W	S	F	W	S	F	W	S	F	W	S	F	W	S	F	W	S	F									
YEAR IA IB			65			70			65			68			66			70			72			73			81			76			80			75			80
YEAR IIA IIB	45		56			64			60			63			58			60			59			65			68	2	1	78	1		61			1	65	1	
YEAR IIIA IIIB		47			39			60			55			40			50			54			36			46			52		1	51	3	5			1	54	
TOTAL	129	47	164	109	95	134	165	57	184	120	45	188	108	57	166	116	50	183	124	45	185	108	45	177	118	60	192	137	52	212	128	69	201						

PROFESSIONAL

YEAR IVA IVB		12			36			29		24		25		41			33		29	45			29		31		37			39		36			35		44
YEAR VA VB					10		10		28		23		33		26		39		32		27		29		36		31		26		27			29		1	32
TOTAL		12		11	36		45	10	29	56	47	25	33	74	66	25	72	61	45	68	29	29	67	31	37	65	27	37	65	27	37	65	32	44			

INTEGRATED STUDIES

	<u>1971-72</u>	<u>1972-73</u>	<u>1973-74</u>	<u>1974-75</u>	<u>1975-76</u>	<u>1976-77</u>	<u>1977-78</u>	<u>1978-79</u>	<u>1979-80</u>	<u>1980-81</u>	<u>1981-82</u>
YEAR I	51	56	40	39	27	32	32	18	34	36	41
YEAR II	20	20	28	25	23	15	24	20	30	26	31
YEAR III	6	9	13	16	25	28	27	26	22	20	18
TOTAL	77	85	81	80	75	75	83	64	86	82	90

MATHEMATICS

<u>REGULAR</u>	<u>1971-72</u>	<u>1972-73</u>	<u>1973-74</u>	<u>1974-75</u>	<u>1975-76</u>	<u>1976-77</u>	<u>1977-78</u>	<u>1978-79</u>	<u>1979-80</u>	<u>1980-81</u>	<u>1981-82</u>
Year I-General	-	130	101	113	107	142	97	88	74	43	5
-Honours	<u>513</u>	<u>398</u>	<u>314</u>	<u>263</u>	<u>248</u>	<u>263</u>	<u>209</u>	<u>237</u>	<u>190</u>	<u>190</u>	<u>193</u>
	<u>513</u>	<u>528</u>	<u>415</u>	<u>376</u>	<u>355</u>	<u>405</u>	<u>306</u>	<u>325</u>	<u>264</u>	<u>233</u>	<u>198</u>
Year II-General	145	121	142	125	149	165	183	152	152	162	126
-Honours	<u>287</u>	<u>210</u>	<u>223</u>	<u>165</u>	<u>172</u>	<u>184</u>	<u>136</u>	<u>99</u>	<u>88</u>	<u>102</u>	<u>141</u>
	<u>432</u>	<u>331</u>	<u>365</u>	<u>290</u>	<u>321</u>	<u>349</u>	<u>319</u>	<u>251</u>	<u>240</u>	<u>264</u>	<u>267</u>
Year III-General	170	162	136	140	140	152	203	195	166	169	157
-Honours	<u>141</u>	<u>195</u>	<u>133</u>	<u>139</u>	<u>115</u>	<u>133</u>	<u>124</u>	<u>84</u>	<u>72</u>	<u>53</u>	<u>56</u>
	<u>311</u>	<u>357</u>	<u>269</u>	<u>279</u>	<u>255</u>	<u>285</u>	<u>327</u>	<u>279</u>	<u>238</u>	<u>222</u>	<u>213</u>
Year IV-General	49	78	95	72	93	110	104	118	102	103	128
-Honours	<u>109</u>	<u>112</u>	<u>145</u>	<u>112</u>	<u>121</u>	<u>102</u>	<u>95</u>	<u>109</u>	<u>65</u>	<u>68</u>	<u>64</u>
	<u>158</u>	<u>190</u>	<u>240</u>	<u>184</u>	<u>214</u>	<u>212</u>	<u>199</u>	<u>227</u>	<u>167</u>	<u>171</u>	<u>192</u>
TOTAL	1414	1406	1289	1129	1145	1251	1151	1082	909	890	870

MATHEMATICS

Table No. 4
Page 32

	1971			1972			1973			1974			1975			1976			1977			1978			1979			1980			1981			
	W	S	F	W	S	F	W	S	F	W	S	F	W	S	F	W	S	F	W	S	F	W	S	F	W	S	F	W	S	F				
Year IA			253			340			415			441			479			462			523			545			705			689			752	
IB	160	106		131	103		118	200		129	255		168	263		187	253		134	301		182	303		210	308		240	384		231	397		
Year IIA																																		
General	7		8	7		15	17		17	35		38	92		83	140		94	133		102	184		95	159		83	137		96	154		68	
Honours	86		122	80		112	82		103	164		110	135		111	102		106	104		83	103		97	144		129	161		148	192		161	
	93		130	87		127	99		120	199		148	227		194	242		200	237		185	287		192	303		212	298		244	346		229	
Year IIB																																		
General		20	8		16	5		16	16		32	43		65	100		105	96		99	116		124	146		131	126		102	128		131	158	
Honours		115	75		109	70		104	75		97	125		87	103		98	109		105	73		70	80		82	107		123	108		131	120	
		135	83		125	75		120	91		129	168		152	203		203	205		204	189		194	226		213	233		225	236		262	278	
Year IIIA																																		
General	33	11		20	13		17	13		12	25		27	52		55	97		71	140		76	151		86	175		101	150		87	149		
Honours	87	47		97	51		91	59		81	58		91	109		78	88		85	85		76	84		55	83		65	113		93	103		
	120	58		117	64		108	72		93	83		118	161		133	185		156	225		152	235		141	258		166	263		180	252		
Year IIIB																																		
General	11		33	11		21	12		23	12		20	22		38	45		102	60		128	78		111	99		132	111		136	89		122	
Honours	25		78	39		83	37		81	52		82	44		110	66		81	67		89	58		95	52		62	58		81	86		114	
	36		111	50		104	49		104	64		102	66		148	111		183	127		217	136		206	151		194	169		217	175		236	
Year IVA																																		
General			3		8	14		12	11		11	22		16	13		25	51		74	80		96	108		113	105		127	128		127	113	
Honours		34	34		39	70		52	50		62	57		51	66		73	98		66	92		68	78		76	68		57	64		69	98	
		34	37		47	84		64	61		73	79		67	79		98	149		140	172		164	186		189	173		184	192		196	211	
Year IVB																																		
General				3			20			23			23			30			73			101			145			155			206			
Honours	43			65			104			97			110			105			136			124			125			124			108			
	43			68			124			120			133			135			209			225			270			279			314			
TOTAL	452	333	614	453	339	730	498	456	791	605	540	938	712	643	1103	808	739	1199	863	870	1286	982	896	1355	1075	968	1517	1152	1056	1578	1244	1107	1706	

Table No. 4
Page 33

HUMAN KINETICS & LEISURE STUDIES

YEAR IA	1971			1972			1973			1974			1975			1976			1977			1978			1979			1980			1981		
	W	S	F	W	S	F	W	S	F	W	S	F	W	S	F	W	S	F	W	S	F	W	S	F	W	S	F	W	S	F			
Health Studies						4			12			15			7			16			12			11			24			17			
Kinesiology		122			77			79		86		88		84		92		85		93		99		99		103			103				
Recreation		54			53			67		58		68		49		67		60		77		64		64		70			70				
		176			130			150		156		171		140		175		157		181		187		187		190			190				
<u>YEAR IB</u>																																	
Health Studies									2			11			12			6			13			12			11			26			
Kinesiology	111			113			71		77		84		74		80		85		81		78		78		70		91			91			
Recreation	54			52			51		63		55		60		42		54		52		70		60		60		60			60			
	165			165			122		142		150		146		128		152		145		159		177		177		177			177			
<u>YEAR IIA</u>																																	
Health Studies						4			4		8		14		1		9				11		14		2		12		1	2	17		
Kinesiology		55			53		53		61		1	68		65		2	61		2	1	71		2	40		2	2	60		4	2	57	
Recreation		42			40		47		68		3	48		57		2	39		2		45		4	48		2	2	61		7	5	59	
		97			93		104		133		4	124		136		5	109		2	1	127		6	102		4	4	133		12	9	133	
<u>YEAR IIB</u>																																	
Health Studies											2		1	5	1		12		4	7		2	3			10		3	9	1			
Kinesiology	57			38		44		47		56		1	66	2		92		4	39		8	51	3		1	35	3		9	40	3		
Recreation	34			37		37		38		53		3	37	1		42		2	22		4	35	2		2	34	5		8	48	7		
	91			75		81		85		111		5	108	4		106		10	68		14	89	5		3	79	8		20	97	11		
<u>YEAR IIIA</u>																																	
Health Studies										4					7		10				7			6			2	1	1				
Kinesiology	78			39		29		48		38		46	2		57	5	47	1			37	1	5		44	2	13		21	2	7		
Recreation	30			24		40		33		38		40	2		34	5	40	2			22	2	6		25	3	3		36	1	7		
	108			63		69		81		80		86	4		98	10	97	3			68	3	11		75	5	16		59	4	15		

HUMAN KINETICS & LEISURE STUDIES

YEAR	1971			1972			1973			1974			1975			1976			1977			1978			1979			1980			1981				
	W	S	F	W	S	F	W	S	F	W	S	F	W	S	F	W	S	F	W	S	F	W	S	F	W	S	F	W	S	F					
YEAR IIIB																																			
Health Studies																																			
Kinesiology		69			37			24			40			29	4	42			57	4		49	2	5	37	6	3	38	8	4	21				
Recreation		31			17			31			26			31	1	38			29	6	2	35	5	5	19	2	2	25	7	3	32				
		<u>100</u>			<u>54</u>			<u>55</u>			<u>67</u>			<u>63</u>		<u>5</u>	<u>80</u>			<u>95</u>	10	2	94	7	10	65	8	6	68	19	8	57			
YEAR IVA																																			
Health Studies																2	1		2		5	2		9	3		2	4	3		1	3			
Kinesiology	46			57			35		27		30	6		24	8		37	9	8	38	21	4	33	6	10	17	10	6	26	12					
Recreation		46		28			17		29		19	10		22	12		28	15	5	21	12	8	20	5	8	20	5	5	13	5	5	22	5		
		<u>46</u>		<u>85</u>			<u>52</u>		<u>56</u>		<u>49</u>	<u>16</u>		<u>48</u>	<u>21</u>		<u>67</u>	<u>24</u>	13	64	35	12	62	14	17	34	18	12	51	17					
YEAR IVB																																			
Health Studies																2		2		2		6			9					4		1			
Kinesiology	27			45			54		35		25		30		32		31	1	36	2	4	36	2	4	36	6	11	25	1	6					
Recreation		27		45			23		19		24		22		29		15	3	19	1	12	19	1	12	19	4	3	18	1	5					
		<u>27</u>		<u>45</u>			<u>77</u>		<u>54</u>		<u>49</u>		<u>52</u>		<u>63</u>		<u>48</u>	<u>4</u>	<u>61</u>	<u>3</u>	<u>16</u>	64	10	14	64	10	14	47	2	12					
TOTAL	300	137	373	273	160	277	268	133	309	277	141	356	283	160	374	289	161	385	294	183	403	332	142	413	313	167	394	330	139	444	346	171	435		

SCIENCE

<u>REGULAR</u>	<u>1971-72</u>	<u>1972-73</u>	<u>1973-74</u>	<u>1974-75</u>	<u>1975-76</u>	<u>1976-77</u>	<u>1977-78</u>	<u>1978-79</u>	<u>1979-80</u>	<u>1980-81</u>	<u>1981-82</u>
Year I	404	547	475	482	497	556	507	356	387	330	381
Year II-General	168	119	135	124	122	138	147	167	128	134	189
-Honours	<u>135</u>	<u>172</u>	<u>170</u>	<u>176</u>	<u>182</u>	<u>150</u>	<u>164</u>	<u>110</u>	<u>128</u>	<u>157</u>	<u>81</u>
	303	291	305	300	304	288	311	277	256	291	270
Year III-General	138	133	97	94	110	93	112	119	126	84	104
-Honours	<u>124</u>	<u>112</u>	<u>165</u>	<u>154</u>	<u>145</u>	<u>152</u>	<u>126</u>	<u>121</u>	<u>108</u>	<u>113</u>	<u>121</u>
	262	245	262	248	255	245	238	240	234	197	225
Year IV-General	34	49	53	22	23	21	27	34	36	39	26
-Honours	<u>95</u>	<u>104</u>	<u>120</u>	<u>168</u>	<u>147</u>	<u>134</u>	<u>137</u>	<u>120</u>	<u>118</u>	<u>96</u>	<u>84</u>
	129	153	173	190	170	155	164	154	154	135	110
TOTAL	1098	1236	1215	1220	1226	1244	1220	1027	1031	953	986

OPTOMETRY

Year I	67	-	-	-	-	-	-	-	-	61	60
Year II	62	58	60	59	58	60	60	60	60	-	57
Year III	57	58	54	61	57	60	56	60	60	60	-
Year IV	44	54	57	52	59	58	57	57	58	61	61
Year V	28	43	54	56	52	58	58	57	58	55	59
TOTAL	258	213	225	228	226	236	231	234	236	237	237

Table No. 4
Page 37

SCIENCE

YEAR	1971			1972			1973			1974			1975			1976			1977			1978			1979			1980			1981		
	W	S	F	W	S	F	W	S	F	W	S	F	W	S	F	W	S	F	W	S	F	W	S	F	W	S	F						
<u>YEAR IIIA</u>																																	
Biology				15	12		20	5		15	7		16	11		12	16		29	11		32	12		38	15		14	1				
Chemistry	16	11		9			18			10		23			11			16	8			16			23	15		30	21	1			
Earth Science	20			15	21		20	23		15	17		8	13		21	15		16	8		48	28		1	14		33		1			
Physics	16	31		15	21		20	23		15	17		47	24		44	31		61	19		48	28		62	29		77	38	4			
<u>YEAR IIIB</u>																																	
Biology				13	17		11	16		5	13		14	21		23	21		12	28		17	1	28	14	2	39						
Chemistry	17	15		14			10			14		22				19			17	17		2	14		2	19		16	1	25			
Earth Science	5			27			21			19		14	43			1			1	45		8		1	15	2	32						
Physics	22	15		20			21	16		19	13		14	43		23	41		12	45		27	1	43	29	2	48						
<u>YEAR IVA</u>																																	
Biology																																	
Chemistry	10	21		15	11			26		19		26	18		32			32	36					33	37		1	46		5			
Earth Science				15									10	10		20			20	13				13	10		20						
Physics				15	24			36		12	31		10	28		11			14	14				9	16		13						
	10	33																		63					63		1				5		
<u>YEAR IVB</u>																																	
Chemistry	19			29			26			26			20			19			31						33			38	2	2	45		
Earth Science	4			12			12			10		11	11			9			20	10		12		13	9		10			21			
Physics	23			41			38			36		31	31			28			63						55			64	2	2	79		
TOTAL	161	100	174	148	87	156	145	66	227	148	99	229	182	105	290	184	117	340	236	128	357	259	131	469	333	166	579	375	167	591	485	187	646

DISTRIBUTION OF YEAR I CONFIRMED STUDENTS BY GRADE 13 ADMISSION AVERAGE

<u>FACULTY</u>	<u>PROGRAM</u>	<u>100-90.0</u>	<u>89.9-80.0</u>	<u>79.9-75.0</u>	<u>74.9-72.0</u>	<u>71.9-70.0</u>	<u>69.9-65.0</u>	<u>64.9-60.0</u>	<u>59.9-00.0</u>	<u>Non Gr.13</u>	<u>TOTAL</u>
ARTS-University	Regular	4/0	34/12	75/14	60/17	31/7	67/34	21/16	10/5	0/244	302/349
	Co-op	4/1	49/6	0/1	0/1	0/0	0/0	0/0	0/0	0/4	53/13
Renison		1/0	5/0	7/1	3/0	2/0	4/3	2/0	0/0	0/10	24/14
St. Jerome's		1/0	17/1	8/1	10/2	5/0	11/2	4/1	0/0	0/11	56/18
ENGINEERING											
	General	78/1	296/26	15/10	2/2	1/0	1/0	1/0	0/0	0/97	394/136
	Chemical	31/1	65/7	0/0	0/0	0/0	0/0	0/0	0/0	0/14	96/22
	Systems	21/2	49/0	1/0	0/1	0/0	1/0	0/0	0/0	0/10	72/13
ENVIRONMENTAL STUDIES											
	Pre-Prof. Architecture	2/1	25/0	15/0	12/0	2/0	2/0	0/0	0/1	0/16	58/18
	Planning	4/0	5/3	15/2	6/1	6/0	17/1	1/0	0/0	0/13	54/20
	Geography	0/1	12/1	15/3	18/1	11/0	25/4	41/5	1/1	0/28	123/43
	Man-Environment	0/0	4/0	8/2	5/0	4/0	10/2	20/6	0/2	0/22	51/34
INTEGRATED STUDIES		0/0	0/0	0/0	0/0	0/0	0/0	0/0	0/0	0/5	0/5

NOTE: Figures to the left of the slash indicate applicants admitted under Early Final Admission.
 Figures to the right of the slash indicate applicants admitted under Regular Admission.
 Students admitted below 60.0 warranted admission due to circumstances relevant to each case.

DISTRIBUTION OF YEAR I CONFIRMED STUDENTS BY GRADE 13 ADMISSION AVERAGE

<u>FACULTY</u>	<u>PROGRAM</u>	<u>100-90.0</u>	<u>89.9-80.0</u>	<u>79.9-75.0</u>	<u>74.9-72.0</u>	<u>71.9-70.0</u>	<u>69.9-65.0</u>	<u>64.9-60.0</u>	<u>59.9-00.0</u>	<u>Non Gr.13</u>	<u>TOTAL</u>
H.K & L.S.											
	Kinesiology-Regular	0/0	1/3	8/0	3/0	5/0	13/1	1/0	0/1	0/15	31/20
	Health-Regular	0/0	2/0	2/0	1/0	0/0	1/0	0/0	0/0	0/13	6/13
	Dance-Regular	0/0	3/0	0/0	2/0	1/0	1/2	3/1	0/0	0/10	10/13
	Recreation-Regular	0/0	1/0	1/0	4/1	3/0	14/1	8/1	2/0	0/16	33/19
	Kinesiology-Co-op	1/0	16/2	23/2	18/1	8/0	18/0	0/1	0/0	0/16	84/22
	Health-Co-op	0/0	5/0	3/0	1/0	1/0	3/0	0/0	0/0	0/8	13/8
	Recreation-Co-op	0/0	11/0	9/0	14/0	10/0	6/0	0/0	8/1	0/25	58/26
MATHEMATICS											
	Regular	16/4	70/8	22/0	17/0	2/1	0/0	0/0	0/1	0/68	127/82
	Co-op	79/3	282/9	153/3	13/2	0/0	1/0	0/0	0/1	0/50	528/68
	Co-op CA Option	33/1	137/5	3/0	0/0	1/0	0/0	0/0	0/0	0/8	174/14
SCIENCE											
	Regular	4/2	31/13	32/8	32/8	34/2	58/6	10/11	0/1	0/76	201/127
	Biology-Co-op	2/0	27/1	15/0	12/0	0/0	0/0	0/0	0/0	0/6	56/7
	Applied Chemistry	0/0	22/1	42/1	22/3	9/1	5/4	0/0	0/0	0/6	100/16
	Applied Earth Science	2/0	16/2	15/2	2/1	0/0	0/0	0/0	0/0	0/2	35/7
	Applied Physics	6/0	17/5	6/1	11/2	2/1	4/1	0/0	0/0	0/10	46/20
GRAND TOTAL		289/17	1202/105	493/51	268/42	138/12	262/61	112/42	21/14	0/803	2785/1147

NOTE: Figures to the left of the slash indicate applicants admitted under Early Final Admission.
 Figures to the right of the slash indicate applicants admitted under Regular Admission.
 Students admitted below 60.0 warranted admission due to circumstances relevant to each case.
 Students in Mathematics confirming through St. Jerome's are included in the figures shown for Mathematics.

UNIVERSITY OF WATERLOO
FULL-TIME UNDERGRADUATE ENROLMENT IN GENERAL AND HONOURS PROGRAMMES
FACULTY OF ARTS - ON CAMPUS

YEAR II	UNIVERSITY				ST. JEROME'S				RENISON				TOTAL			
	GEN.		HONS.		GEN.		HONS.		GEN.		HONS.		GEN.		HONS.	
	M	F	M	F	M	F	M	F	M	F	M	F	M	F	M	F
Music		1	1	3										1	1	3
Philosophy	3			1	3	1							6	1	1	2
Political Science	6	3	17	11			3	1					6	3	20	12
Pol Sci-Co-op				1												1
Pol Sci-App Stud-Co-op			1	6											1	6
Pol Sci & Psych				1												1
Pol Sci/Admin St				1												1
Pol Sci/CDN St			1												1	
Psychology	10	69	20	78	2	4	9	2					12	73	29	80
Psychology-Co-op				2												2
Psych & Soc Dev St										1						1
Psych-App St-Co-op			2	5											2	5
Religious Studies	4	2	1			4	1						4	6	2	
Russian	1	1	1										1	1	1	
Russian & Spanish				1												1
Soc Dev Studies									7	34	1	9	7	34	1	9
Sociology	7	22	3	11	5	4	1	1					12	26	4	12
Sociology-Co-op			1	4											1	4
				2												2
	187	235	162	254	32	28	21	18	7	35	2	10	226	298	185	282

YEAR III																
	UNIVERSITY		ST. JEROME'S		RENISON				TOTAL							
	GEN.		HONS.		GEN.		HONS.		GEN.		HONS.		GEN.		HONS.	
	M	F	M	F	M	F	M	F	M	F	M	F	M	F	M	F
Anthropology	1			4									1			4
Arts, General	30	20			9	6			1				39	27		

UNIVERSITY OF WATERLOO
FULL-TIME UNDERGRADUATE ENROLMENT IN GENERAL AND HONOURS PROGRAMMES
FACULTY OF ARTS - ON CAMPUS

YEAR III	UNIVERSITY				ST. JEROME'S				RENISON				TOTAL			
	GEN.		HONS.		GEN.		HONS.		GEN.		HONS.		GEN.		HONS.	
	M	F	M	F	M	F	M	F	M	F	M	F	M	F	M	F
Classical Civilization		3												3		
Classical Studies				2			1								1	2
Drama & Theatre Arts	1	3	1	2	1								2	3	1	2
Economics	33	28	16	9	2								35	28	16	9
Economics-4 Yr Gen	2												2			
Econ & Pol Sci/CDNST							1								1	
Econ & Pol Sci/Admin St			1												1	
Econ & Mgt St			1											1	1	
Econ & Pol Sci			1											1		
Econ/Ap Econ-Co-op			1	2										1	2	
Econ/CA Opt			3											3	1	
Econ/CA Opt-Co-op			13	3										13	3	
Econ/Mgt Acctg-Co-op			4	2										4	2	
Econ/Mgt Acctg				2											2	
English	3	13		19		1	5	7					3	14	5	26
English-4 Yr Gen		1												1		
English & Pol Sci				1												1
English & Rel Stud															1	
English-Co-op			1	5											1	5
Fine Arts	2	3						1					2	3		1
Fine Arts/Film St Opt			2												2	
Fine Arts/Studio Opt			5	8										5	8	
French		2		7	1	1							1	3		7
French & German				1												1
French & Psych				1												1
French & Russian				1												1
Geography	2												2			

UNIVERSITY OF WATERLOO
FULL-TIME UNDERGRADUATE ENROLMENT IN GENERAL AND HONOURS PROGRAMMES
FACULTY OF ARTS - ON CAMPUS

YEAR III	UNIVERSITY				ST. JEROME'S				RENISON				TOTAL			
	GEN.		HONS.		GEN.		HONS.		GEN.		HONS.		GEN.		HONS.	
	M	F	M	F	M	F	M	F	M	F	M	F	M	F	M	F
German		3	1	2										3	1	2
German & Russian				1												1
History	15	3	4	5	1		2	1					16	3	6	6
History-4 Yr Gen	1												1			
History & Pol Sci			1					1							2	
Medieval Studies						1							1			
Music			1	3											1	3
Philosophy	2		2	2	5	2			1		1		8	2	2	3
Phil & Math							1								1	
Phil & Psych				1												1
Political Science	4	4	8	9	2		1	1					6	4	9	10
Pol Sci - Co-op			5	5											5	5
Pol Sci/Admin St-Co-op			1												1	
Pol Sci/Admin St			2	2											2	2
Psychology	10	39	9	31	4	6	2	5					14	45	11	36
Psych/E Child Ed Opt				1												1
Psychology-Co-op				6												6
Religious Studies	3				1		1						4		1	
Rel Stud/Sipar Opt						1								1		
Russian & Pol Sci				1												1
Soc Dev Studies									7	16		4	7	16		4
Sociology	4	15	1	6	3	2		1		2			7	19	1	7
Sociology-Co-op				2												2
				1												1
	113	137	84	147	29	20	15	19	8	19	5		150	176	99	171

UNIVERSITY OF WATERLOO
FULL-TIME UNDERGRADUATE ENROLMENT IN GENERAL AND HONOURS PROGRAMMES
FACULTY OF ARTS - ON CAMPUS

YEAR IV	UNIVERSITY				ST. JEROME'S				RENISON				TOTAL				
	GEN.		HONS.		GEN.		HONS.		GEN.		HONS.		GEN.		HONS.		
	M	F	M	F	M	F	M	F	M	F	M	F	M	F	M	F	
Music				1													1
Philosophy				1													1
Philosophy-4 Yr Gen					1								1				
Philosophy & P Sci			1												1		
Philosophy & Psych												1					1
Political Science			4	1									4	1			4
Pol Sci-4 Yr Gen	4	3											4	3			
Pol Sci-Co-op				2													2
Pol Sci/Admin St-Co-op				2													2
Pol Sci/Admin St				1													1
Psychology			8	8			1	1							9	9	
Psychology-4 Yr Gen	1	1			1								2	1			
Psychology-Co-op				3													3
Psych/E Child Ed Opt				6			1								1	6	
Religious Studies			1	1											1	2	
Soc Dev Studies											3						3
Sociology			2	2											2	2	
Sociology-Co-op				1													1
Sociology & Rec																	1
Soc/Cdn St Opt				1													1
Spanish-4 Yr Gen	1												1				
	21	7	41	77	3	1	6	10			3		24	8	47	90	

UNIVERSITY OF WATERLOO
FULL-TIME UNDERGRADUATE ENROLMENT IN HONOURS PROGRAMMES
FACULTY OF ENGINEERING

	ON CAMPUS TOTAL HONS.		OFF CAMPUS TOTAL HONS.		GRAND TOTAL ON & OFF CAMPUS HONS.	
	M	F	M	F	M	F
<u>YEAR I</u>						
Chemical Engineering	82	34	1		83	34
General Engineering	470	33	14	2	484	35
Systems Design	75	12			75	12
	<u>627</u>	<u>79</u>	<u>15</u>	<u>2</u>	<u>642</u>	<u>81</u>
<u>YEAR II</u>						
Chemical Engineering	97	12	43	10	140	22
Civil Engineering	88	11	37	3	125	14
Electrical Engineering	211	4	95	6	306	10
Mechanical Engineering	192	12	102	5	294	17
Systems Design	39	6	53	10	92	16
	<u>627</u>	<u>45</u>	<u>330</u>	<u>34</u>	<u>957</u>	<u>79</u>
<u>YEAR III</u>						
Chemical Engineering	37	6	67	14	104	20
Civil Engineering	48	2	71	5	119	7
Electrical Engineering	101	2	156	6	257	8
Mechanical Engineering	103	4	150	7	153	11
Systems Design			47	3	47	3
	<u>289</u>	<u>14</u>	<u>491</u>	<u>35</u>	<u>780</u>	<u>49</u>

UNIVERSITY OF WATERLOO
FULL-TIME UNDERGRADUATE ENROLMENT IN HONOURS PROGRAMMES
FACULTY OF ENGINEERING

	ON CAMPUS TOTAL HONS.		OFF CAMPUS TOTAL HONS.		GRAND TOTAL ON & OFF CAMPUS HONS.	
	M	F	M	F	M	F
<u>YEAR IV</u>						
Chemical Engineering	32	6	32	13	64	19
Civil Engineering	50		61	6	111	6
Electrical Engineering	67	2	78	2	145	4
Mechanical Engineering	69	1	70	2	139	3
Systems Design	48	8			48	8
	<u>266</u>	<u>17</u>	<u>241</u>	<u>23</u>	<u>507</u>	<u>40</u>

UNIVERSITY OF WATERLOO
FULL-TIME UNDERGRADUATE ENROLMENT IN GENERAL AND HONOURS PROGRAMMES
FACULTY OF ENVIRONMENTAL STUDIES - ON CAMPUS

YEAR I	UNIVERSITY				ST. JEROME'S				RENISON				TOTAL			
	GEN.		HONS.		GEN.		HONS.		GEN.		HONS.		GEN.		HONS.	
	M	F	M	F	M	F	M	F	M	F	M	F	M	F	M	F
Geography, 3 yr	9	3											9	3		
Geography, 4 yr	4	4											4	4		
Geography, Hons			88	49											88	49
Man-Environment			43	28											43	28
Pre-Architecture			49	31											49	31
Urban & Reg Planning			49	26											49	26
	13	7	229	134									13	7	229	134
YEAR II	UNIVERSITY				ST. JEROME'S				RENISON				TOTAL			
	GEN.		HONS.		GEN.		HONS.		GEN.		HONS.		GEN.		HONS.	
	M	F	M	F	M	F	M	F	M	F	M	F	M	F	M	F
Geography, 3 yr	12	5											12	5		
Geography, 4 yr	31	23											31	23		
Geography, Hons			36	17											36	17
Geography, Hons Co-op			18	26											18	26
Geog & Man-Env			1												1	
Geog/Cdnst			1												1	
Man-Environment			29	19											29	19
Man-Env & Geog				1												1
Man-Env & Pol Sci			2												2	
Man-Env & Soc			1												1	
Man-Env/Biology Opt			1	1											1	1
Pre-Architecture			48	15											48	15
Urban & Reg Planning			40	26											40	26
	43	28	177	105									43	28	177	105

UNIVERSITY OF WATERLOO
FULL-TIME UNDERGRADUATE ENROLMENT IN GENERAL AND HONOURS PROGRAMMES
FACULTY OF ENVIRONMENTAL STUDIES - OFF CAMPUS

YEAR	UNIVERSITY			ST. JEROME'S			RENISON			TOTAL		
	GEN.	HONS.		GEN.	HONS.		GEN.	HONS.		GEN.	HONS.	
	M	F	M	M	F	M	M	F	M	M	F	M
<u>YEAR II</u>												
Pre-Architecture	6	1								6	1	
	6	1								6	1	
<u>YEAR III</u>												
Geography, Co-op	9	8								9	8	
Pre-Architecture	28	11								28	11	
	37	19								37	19	
<u>YEAR IV</u>												
Architecture	1									1		
Geography	6	8								6	8	
	7	8								7	8	
<u>YEAR V</u>												
Architecture	24	5								24	5	
	24	5								24	5	

UNIVERSITY OF WATERLOO
FULL-TIME UNDERGRADUATE ENROLMENT IN GENERAL AND HONOURS PROGRAMMES
FACULTY OF HUMAN KINETICS & LEISURE STUDIES - ON CAMPUS

<u>YEAR I</u>	UNIVERSITY				ST. JEROME'S				RENISON				TOTAL				
	GEN.		HONS.		GEN.		HONS.		GEN.		HONS.		GEN.		HONS.		
	M	F	M	F	M	F	M	F	M	F	M	F	M	F	M	F	
Dance (BA)				17													17
Dance (BSc)				3													3
Health Studies			5	25											5	25	
Health Stud, Co-op				15													15
Health & Kin, Co-op				1													1
Kinesiology			24	26										24	26		
Kinesiology, Co-op			24	79										24	79		
Kin & Health, Co-op				1													1
Recreation			8	35										8	35		
Recreation, Co-op			12	57										12	57		
Rec & Kin				2													2
Rec/Bus, Co-op				1													1
			73	262										73	262		
<u>YEAR II</u>																	
Dance (BA)		1		7										1			7
Dance (BSc)				1													1
Health Studies			9	20										9	20		
Health Studies, Co-op				15													15
Health & Kin, Co-op				2													2
Kinesiology	12	13	22	25										12	13	22	25
Kinesiology, Co-op			21	39												21	39
Kin & Health			1	1												1	1
Kin & Health, Co-op				1													1
Recreation			8	22										8	22		
Recreation, Co-op			9	53										9	53		

UNIVERSITY OF WATERLOO
FULL-TIME UNDERGRADUATE ENROLMENT IN GENERAL AND HONOURS PROGRAMMES
FACULTY OF HUMAN KINETICS & LEISURE STUDIES - ON CAMPUS

YEAR II	UNIVERSITY				ST. JEROME'S				RENISON				TOTAL			
	GEN.		HONS.		GEN.		HONS.		GEN.		HONS.		GEN.		HONS.	
	M	F	M	F	M	F	M	F	M	F	M	F	M	F	M	F
Rec & Geog, Co-op				1												1
Rec & Geog				1												1
Rec & Kin, Co-op				2												2
Rec & Soc, Co-op				1												1
Rec/Bus Opt				1												1
Rec/Bus Opt, Co-op				1												1
	12	14	70	193									12	14	70	193
YEAR III	UNIVERSITY				ST. JEROME'S				RENISON				TOTAL			
	GEN.		HONS.		GEN.		HONS.		GEN.		HONS.		GEN.		HONS.	
	M	F	M	F	M	F	M	F	M	F	M	F	M	F	M	F
Dance (BA)		1		10										1		10
Dance (BSc)				2												2
Health Studies			8	15										8	15	
Health Stud, Co-op			1	2										1	2	
Health & Kin, Co-op				1											1	
Kinesiology	3	5	17	26									3	5	17	26
Kinesiology, Co-op			8	20										8	20	
Kin & Health			1	3										1	3	
Kin/Health Stud				1											1	
Kin/Health, Co-op				1											1	
Recreation			4	14										4	14	
Recreation, Co-op			5	26										5	26	
Rec & Geog, Co-op				2											2	
Rec/Bus Opt			4											4		
Rec/Bus Co-op			1	7										1	7	
	3	6	49	130									3	6	49	130

UNIVERSITY OF WATERLOO
FULL-TIME UNDERGRADUATE ENROLMENT IN GENERAL AND HONOURS PROGRAMMES
FACULTY OF HUMAN KINETICS & LEISURE STUDIES - ON CAMPUS

<u>YEAR IV</u>	UNIVERSITY				ST. JEROME'S				RENISON				TOTAL				
	GEN.		HONS.		GEN.		HONS.		GEN.		HONS.		GEN.		HONS.		
	M	F	M	F	M	F	M	F	M	F	M	F	M	F	M	F	
Dance (BA)				1													1
Dance (BSc)				1													1
Health Studies			5	22											5	22	
Kinesiology	10	8	21	34										10	8	21	34
Kinesiology, Co-op			7	11												7	11
Kin & Health				1													1
Kin/Health, Co-op				1													1
Recreation			4	20											4	20	
Recreation, Co-op				4													4
Rec & Geography				1													1
Rec/Bus Opt			2	6												2	6
Rec/Bus, Co-op			2	4												2	4
	10	8	41	106	<hr/>				<hr/>				10	8	41	106	

UNIVERSITY OF WATERLOO
FULL-TIME UNDERGRADUATE ENROLMENT IN GENERAL AND HONOURS PROGRAMMES
FACULTY OF HUMAN KINETICS & LEISURE STUDIES - OFF CAMPUS

	UNIVERSITY				ST. JEROME'S				RENISON				TOTAL			
	GEN.		HONS.		GEN.		HONS.		GEN.		HONS.		GEN.		HONS.	
<u>YEAR II</u>	M	F	M	F	M	F	M	F	M	F	M	F	M	F	M	F
Kinesiology, Co-op			3	1											3	1
Recreation, Co-op				2												2
Rec & Geog, Co-op				2												2
			<u>3</u>	<u>5</u>											<u>3</u>	<u>5</u>
 <u>YEAR III</u>																
Health Studies, Co-op			3	3											3	3
Kinesiology, Co-op			4	15											4	15
Kin & Health, Co-op			1	1											1	1
Recreation, Co-op				21												21
Rec/Bus, Co-op			3	7											3	7
			<u>11</u>	<u>47</u>											<u>11</u>	<u>47</u>
 <u>YEAR IV</u>																
Kinesiology		1													1	
Kinesiology, Co-op			4	16											4	16
Kin/Health, Co-op				1												1
Recreation, Co-op			1	2											1	2
Rec/Bus, Co-op			3	5											3	5
		<u>1</u>	<u>8</u>	<u>24</u>											<u>1</u>	<u>24</u>

UNIVERSITY OF WATERLOO
FULL-TIME UNDERGRADUATE ENROLMENT IN GENERAL AND HONOURS PROGRAMMES
FACULTY OF MATHEMATICS - ON CAMPUS

YEAR I	UNIVERSITY				ST. JEROME'S				RENISON				TOTAL			
	GEN.		HONS.		GEN.		HONS.		GEN.		HONS.		GEN.		HONS.	
	M	F	M	F	M	F	M	F	M	F	M	F	M	F	M	F
Actuarial Sci, Co-op			15	15											15	15
AMath with Eng, Co-op			14	3											14	3
AMath/CS, Co-op			57	22											57	22
Computer Sci, Co-op			1												1	
Mathematics	3	12	120	73	3	3	10	6					6	15	130	79
Math, Co-op	15	5	267	126									15	5	267	126
Math, Pass	2												2			
Math/Mgt Acctg, Co-op		2	5	10										2	5	10
Math/Bus Adm			1											1		
Math/Bus, Co-op	4	1	10	10									4	1	10	10
Math/CA, Co-op			99	70											99	70
	24	21	588	329	3	3	10	6					27	24	598	335

YEAR II

Actuarial Science			1												1	
Actuarial Sci, Co-op			14	9											14	9
AMath with Eng, Co-op			6	6											6	6
AMath/CS, Co-op			4	1											4	1
Computer Sci, Co-op			31	9											31	9
CS/Elec Eng, Co-op			15	4											15	4
Mathematics	89	56	110	37	13	12	26	5					102	68	136	42
Math, Co-op	97	64	73	46			1						97	64	74	46
Math & Econ, Co-op			1												1	
Math/Mgt Acctg, Co-op	5	7	5	1									5	7	5	1
Math/Bus, Co-op	5	8	3	1									5	8	3	1
Math/CA, Co-op	22	15	20	14									22	15	20	14

UNIVERSITY OF WATERLOO
FULL-TIME UNDERGRADUATE ENROLMENT IN GENERAL AND HONOURS PROGRAMMES
FACULTY OF MATHEMATICS - ON CAMPUS

YEAR IV	UNIVERSITY				ST. JEROME'S				RENISON				TOTAL			
	GEN.		HONS.		GEN.		HONS.		GEN.		HONS.		GEN.		HONS.	
	M	F	M	F	M	F	M	F	M	F	M	F	M	F	M	F
CS & C&O			4													4
CS & PMath, Co-op			1													1
CS & Stats, Co-op			1													1
CS/Actuarial Sci			1													1
CS/Elec Eng, Co-op			1													1
CS & Economics			1													1
CS & PMath			1													1
CS & Stats				1												1
Mathematics	63	38			5	3							68	41		
Math, Co-op	27	14											27	14		
Math/Mgt Acctg	4	1											4	1		
Math/Mgt Acctg, Co-op	5	11	1	2									5	11	1	2
Math/Bus Adm	13	7											13	7		
Math/Bus, Co-op	7	1	2										7	1	2	
Math/CA Opt	9	1	1	1									9	1	1	1
Math/CA, Co-op	19	9	10	5									19	9	10	5
Math/Tchg, Co-op	2	18	3	4									2	18	3	4
Operations Res, Co-op			1												1	
Pure Math			3												3	
PMath/CS, Co-op			2												2	
PMath & CS			2	1											2	1
Statistics			3	1											3	1
Stats & CS			1												1	
	149	100	130	34	5	3	1						154	103	131	34

UNIVERSITY OF WATERLOO
FULL-TIME UNDERGRADUATE ENROLMENT IN GENERAL AND HONOURS PROGRAMMES
FACULTY OF MATHEMATICS - OFF CAMPUS

YEAR I	UNIVERSITY GEN.			HONS.			ST. JEROME'S GEN.			HONS.			RENIISON GEN.			HONS.			TOTAL GEN.			HONS.					
	M	F		M	F		M	F		M	F		M	F		M	F		M	F		M	F				
Math, Co-op			5			2																			5		2
			5			2																			5		2

YEAR II

Actuarial Sci, Co-op			8			3																						8		3
Applied Math, Co-op			1			17			1																			1		1
AMath with Eng, Co-op			10			4			10																			10		4
Computer Sci, Co-op			2			3			2																			2		3
CS/Elec Eng, Co-op			10			25			10																			10		27
Math, Co-op			22			91			22																			25		91
Math/Mgt Acctg, Co-op			6			1			6																			2		6
Math & Phil, Co-op			1			1			1																			1		1
Math/Bus, Co-op			6			4			6																			6		4
Math/CA, Co-op			58			34			58																			6		3
Math/Tchg, Co-op			2			1			2																			2		1
Operations Res, Co-op			2			3			2																			2		3
			33			34			33																			33		34
			203			82			203																			203		82

YEAR III

Actuarial Sci, Co-op			11			4																								11		4
AMath with Eng, Co-op			6			3			6																					6		3
AMath/CS, CO-op			2			2			2																					2		2
AMath & CS, Co-op			1			1			1																					1		1

UNIVERSITY OF WATERLOO
FULL-TIME UNDERGRADUATE ENROLMENT IN GENERAL AND HONOURS PROGRAMMES
FACULTY OF MATHEMATICS - OFF CAMPUS

<u>YEAR III</u>	UNIVERSITY				ST. JEROME'S				RENISON				TOTAL				
	GEN.		HONS.		GEN.		HONS.		GEN.		HONS.		GEN.		HONS.		
	M	F	M	F	M	F	M	F	M	F	M	F	M	F	M	F	
Comb & Optim, Co-op				1													1
Computer Sci, Co-op			75	30													75 30
CS & Econ, Co-op			2														2
CS & Op Res, Co-op			1														1
CS/Elec Eng, Co-op			3	1													3 1
Math, Co-op	79	40	1										79	40	1		79 40 1
Math/Mgt Acctg, Co-op	9	15	5	1									9	15	5	1	9 15 5 1
Math/Bus, Co-op	7	3	1	2									7	3	1	2	7 3 1 2
Math/CA, Co-op	15	8	10	2									15	8	10	2	15 8 10 2
Math/Tchg, Co-op	2	4	1	4									2	4	1	4	2 4 1 4
Stats/CS, Co-op			1														1
	112	70	120	50									112	70	120	50	
<u>YEAR IV</u>																	
Actuarial Sci, Co-op			2	1													2 1
Computer Sci, Co-op			20	5													20 5
CS & C&O, Co-op			5														5
Math, Co-op	22	14											22	14			22 14
Math/Mgt Acctg, Co-op	4	6	1										4	6	1		4 6 1
Math/Bus, Co-op	2	3	2	1									2	3	2	1	2 3 2 1
Math/CA, Co-op	25	14	6	2									25	14	6	2	25 14 6 2
Operations Res, Co-op			1	1											1	1	1 1
Statistics, Co-op			1												1		1
Stats & CS, Co-op			1												1		1
	53	37	39	10									53	37	39	10	

UNIVERSITY OF WATERLOO
FULL-TIME UNDERGRADUATE ENROLMENT IN GENERAL AND HONOURS PROGRAMMES
FACULTY OF SCIENCE - ON CAMPUS

<u>YEAR I</u>	UNIVERSITY					TOTAL				
	GEN.		HONS.			GEN.		HONS.		
	M	F	M	F		M	F	M	F	
Applied Chemistry, Co-op			87	21				87	21	
Applied Earth Sci/Geol, Co-op			28	12				28	12	
Applied Earth Sci/Geoph, Co-op			4					4		
Applied Physics/Geophys, Co-op			1					1		
Applied Physics, Co-op			61	5				61	5	
Biology, Co-op			24	36				24	36	
Optometry			35	25				35	25	
Science, First Year	281	103					281	103		
	281	103	240	99			281	103	240	99

YEAR II

Applied Chemistry, Co-op			44	24			44	24	
Applied Earth Sci/Geol, Co-op			29	7			29	7	
Applied Earth Sci/Geoph, Co-op			6				6		
Applied Earth Sci/Geot, Co-op			10	1			10	1	
Applied Physics, Co-op			27	1			27	1	
Applied Physics/Geophys, Co-op			2				2		
Biology	6	2	8	3	6	2	8	3	
Biology, Co-op			19	20			19	20	
Biology & Chemistry			7	5			7	5	
Chemistry	3	2	6	3	3	2	6	3	
Earth Sciences	7	1	8		7	1	8		
Earth Sciences/Geog			1	1			1	1	
Optometry			38	19			38	19	
Physics	3	1	2		3	1	2		

UNIVERSITY OF WATERLOO
FULL-TIME UNDERGRADUATE ENROLMENT IN GENERAL AND HONOURS PROGRAMMES
FACULTY OF SCIENCE - ON CAMPUS

<u>YEAR II</u>	UNIVERSITY				TOTAL			
	GEN.		HONS.		GEN.		HONS.	
	M	F	M	F	M	F	M	F
Psychology				1				1
Science, General	113	46			113	46		
Science, Prog 1			13	12			13	12
Science, Prog 2			1	8			1	8
Science, Prog 3				1				1
Science, Prog 4				1				1
Science & Bus, 4 yr	7	1			7	1		
	<u>139</u>	<u>53</u>	<u>221</u>	<u>107</u>	<u>139</u>	<u>53</u>	<u>221</u>	<u>107</u>
<u>YEAR III</u>								
Applied Chemistry, Co-op			22	10			22	10
Applied Earth Sci/Geol, Co-op			17	4			17	4
Applied Earth Sci/Geot, Co-op			3				3	
Applied Physics, Co-op			1				1	
Biology	4	3	11	12	4	3	11	12
Biology, Co-op			12	13			12	13
Biology & Chemistry			6	6			6	6
Chemistry	6	3	8	2	6	3	8	2
Chemistry/Env St Opt			1				1	
Earth Sciences	7	2	11	5	7	2	11	5
Earth Sciences/Geog			3	1			3	1
Physics	5	1	12	1	5	1	12	1
Psychology			3	2			3	2
Science & Bus, 4 yr	5	2			5	2		
Science & Mgmt Studies			1				1	
Science, General	51	17			51	17		

UNIVERSITY OF WATERLOO
FULL-TIME UNDERGRADUATE ENROLMENT IN GENERAL AND HONOURS PROGRAMMES
FACULTY OF SCIENCE - ON CAMPUS

<u>YEAR III</u>	UNIVERSITY				TOTAL			
	GEN.		HONS.		GEN.		HONS.	
	M	F	M	F	M	F	M	F
Science, Prog 1			7	12			7	12
Science, Prog 2			7	6			7	6
Science, Prog 3			3				3	
Science, Prog 4			1				1	
Science, Prog 5			2				2	
	78	28	131	74	78	28	131	74
 <u>YEAR IV</u>								
Applied Chemistry, Co-op			29	15			29	15
Applied Earth Sci/Geol, Co-op			21	5			21	5
Applied Earth Sci/Geot, Co-op			5				5	
Applied Physics, Co-op			12	3			12	3
Biology	1	3	14	10	1	3	14	10
Biology, Co-op			2	5			2	5
Biology & CHEMISTRY			5	5			5	5
Biology & Man-Env			1				1	
Chemistry	4		2	1	4		2	1
Chemistry/Phys Opt			1				1	
Earth Sciences	3		8	5	3		8	5
Optometry			35	26			35	26
Physics	7	1	9		7	1	9	
Psychology			3				3	

UNIVERSITY OF WATERLOO
FULL-TIME UNDERGRADUATE ENROLMENT IN GENERAL AND HONOURS PROGRAMMES
FACULTY OF SCIENCE - ON CAMPUS

<u>YEAR IV</u>	UNIVERSITY				TOTAL			
	GEN.		HONS.		GEN.		HONS.	
	M	F	M	F	M	F	M	F
Science, Prog 1			6	2			6	2
Science, Prog 2			1	4			1	4
Science, Prog 3			4	2			4	2
Science, Prog 4			2				2	
Science & Bus, 4 yr	2	5			2	5		
	<u>17</u>	<u>9</u>	<u>160</u>	<u>83</u>	<u>17</u>	<u>9</u>	<u>160</u>	<u>83</u>
 <u>YEAR V</u>								
Optometry			41	18			41	18
			<u>41</u>	<u>18</u>			<u>41</u>	<u>18</u>

UNIVERSITY OF WATERLOO
FULL-TIME UNDERGRADUATE ENROLMENT IN GENERAL AND HONOURS PROGRAMMES
FACULTY OF SCIENCE - OFF CAMPUS

	UNIVERSITY				TOTAL			
	GEN.		HONS.		GEN.		HONS.	
<u>YEAR II</u>	M	F	M	F	M	F	M	F
Applied Chemistry, Co-op			12	7			12	7
Applied Physics, Co-op			4	1			4	1
			<u>16</u>	<u>8</u>			<u>16</u>	<u>8</u>
<u>YEAR III</u>								
Applied Chemistry, Co-op			16	10			16	10
Applied Earth Sci/Geol, Co-op			22	9			22	9
Applied Earth Sci/Geot, Co-op			1				1	
Applied Physics, Co-op			18	3			18	3
Biology, Co-op			8	9			8	9
			<u>65</u>	<u>31</u>			<u>65</u>	<u>31</u>

UNIVERSITY OF WATERLOO
PART-TIME UNDERGRADUATE ENROLMENT IN GENERAL AND HONOURS PROGRAMMES
FACULTY OF ARTS - ON CAMPUS

YEAR I	UNIVERSITY				ST. JEROME'S				RENISON				TOTAL			
	GEN.		HONS.		GEN.		HONS.		GEN.		HONS.		GEN.		HONS.	
	M	F	M	F	M	F	M	F	M	F	M	F	M	F	M	F
Arts, First Year	367	861			2	45				7			369	913		
Soc Development St									4	18	1		4	18		1
	<u>367</u>	<u>861</u>			<u>2</u>	<u>45</u>			<u>4</u>	<u>25</u>	<u>1</u>		<u>373</u>	<u>931</u>		<u>1</u>
<u>YEAR II</u>																
Arts, General	70	131			2	23				1			72	155		
Classical Civ	2	3		1									2	3		1
Economics	33	18			1	1							34	19		
Econ/CA Opt, Co-op				1												1
English	6	20	1	2							1		6	20	1	3
English, Co-op			1	9											1	9
Fine Arts		3												3		
Fine Arts/Studio Opt				2												2
French-App Stud, Co-op			1												1	
Geography	1	1											1	1		
German		2												2		
History	6	9											6	9		
Philosophy	1					1							1	1		
Political Science	1												1			
Psychology	28	101	1	3	1	2							29	103	1	3
Psychology, Co-op				1												1
Religious Studies	1	2			1	4				1			2	7		
Soc Development St										3				3		
Sociology		3		1		2				1				6		1
	<u>149</u>	<u>293</u>	<u>4</u>	<u>20</u>	<u>5</u>	<u>33</u>			<u>6</u>				<u>154</u>	<u>332</u>	<u>4</u>	<u>21</u>

UNIVERSITY OF WATERLOO
PART-TIME UNDERGRADUATE ENROLMENT IN GENERAL AND HONOURS PROGRAMMES
FACULTY OF ARTS - ON CAMPUS

YEAR III	UNIVERSITY				ST. JEROME'S				RENISON				TOTAL			
	GEN.		HONS.		GEN.		HONS.		GEN.		HONS.		GEN.		HONS.	
	M	F	M	F	M	F	M	F	M	F	M	F	M	F	M	F
Anthropology		2												2		
Anth & German				1												1
Arts, General	32	44			1	8			1	1			34	53		
Classical Civ	2	2											2	2		
Drama & Theatre Arts		1												1		
Economics	17	10	1										17	10	1	
Econ/App Econ, Co-op			1	1											1	1
Econ/CA Opt, Co-op			2												2	
Econ/Mgt Acctg, Co-op			1												1	
English	6	14	1	7		2							6	16	1	7
English, Co-op			1	2											1	2
Fine Arts	2	6				1							2	7		
Fine Arts/Studio Opt				1												1
French		2			1								1	2		
Geography	1												1			
German				1												1
History	3	10			2	1							5	11		
Philosophy				1												1
Political Science		1												1		
Psychology	20	43		1	1	3							21	46		1
Religious Studies					1	7							1	7		
Russian		2												2		
Soc Development St									1	7		1	1	7		1
Sociology	1	4	2		1								2	5	2	
Spanish		1														
	84	142	9	15	7	22			2	8	1		93	172	9	16

UNIVERSITY OF WATERLOO
PART-TIME UNDERGRADUATE ENROLMENT IN GENERAL AND HONOURS PROGRAMMES
FACULTY OF ARTS - ON CAMPUS

YEAR IV	UNIVERSITY				ST. JEROME'S				RENISON				TOTAL				
	GEN.		HONS.		GEN.		HONS.		GEN.		HONS.		GEN.		HONS.		
	M	F	M	F	M	F	M	F	M	F	M	F	M	F	M	F	
Drama & Theatre Arts			1													1	
Economics, 4 yr	2	1												2	1		
Econ/CA Opt, Co-op			2	1											2	1	
English		1		2		2	2	1						3	2	3	
English, Co-op				1													1
Fine Arts/Studio Opt			2	2											2	2	
French			1												1		
French & German				1													1
French & Pol Sci			1												1		
German & History			1												1		
History			1	3											1	3	
Political Sci, 4 yr	1													1			
Political Sci, Co-op				1													1
Pol Sci/Admin St, Co-op				1													1
Psychology			1	2											1	2	
Religious Studies				1	1								1				1
Soc Development St																	1
	3	2	10	15	1	2	2	1					1	4	4	12	17

UNIVERSITY OF WATERLOO
PART-TIME UNDERGRADUATE ENROLMENT IN GENERAL AND HONOURS PROGRAMMES
FACULTY OF HUMAN KINETICS & LEISURE STUDIES - ON CAMPUS

<u>YEAR I</u>	UNIVERSITY				TOTAL			
	GEN.		HONS.		GEN.		HONS.	
	M	F	M	F	M	F	M	F
Dance (BA)		3				3		
Health Studies			1	1			1	1
Kinesiology				1				1
Kinesiology, Co-op				2				2
		<u>3</u>	<u>1</u>	<u>4</u>		<u>3</u>	<u>1</u>	<u>4</u>
<u>YEAR II</u>								
Dance (BA)		1				1		
Health Studies				2				2
Health Studies, Co-op			1				1	
Kinesiology				1				1
Kinesiology, Co-op			2	1			2	1
Recreation				1				1
Recreation, Co-op			1	3			1	3
		<u>1</u>	<u>4</u>	<u>8</u>		<u>1</u>	<u>4</u>	<u>8</u>
<u>YEAR III</u>								
Dance (BA)		1				1		
Health Studies, Co-op			2	1			2	1
Kinesiology, Co-op			2	13			2	13
Recreation, Co-op				8				8
Recreation & Geog, Co-op				1				1
Recreation/Bus, Co-op			1				1	
		<u>1</u>	<u>5</u>	<u>23</u>		<u>1</u>	<u>5</u>	<u>23</u>

UNIVERSITY OF WATERLOO
PART-TIME UNDERGRADUATE ENROLMENT IN GENERAL AND HONOURS PROGRAMMES
FACULTY OF HUMAN KINETICS & LEISURE STUDIES - ON CAMPUS

<u>YEAR IV</u>	UNIVERSITY				TOTAL			
	GEN.		HONS.		GEN.		HONS.	
	M	F	M	F	M	F	M	F
Dance (BSc)				1				1
Health Studies				1				1
Kinesiology	1		1		1		1	
Kinesiology, Co-op			2	5			2	5
Kinesiology/Health, Co-op				1				1
Recreation, Co-op				3				3
Recreation & Man-Env			1				1	
Recreation & Soc				1				1
Recreation/Bus, Co-op				1				1
	<hr/>		<hr/>		<hr/>		<hr/>	
	1		4	13	1		4	13

UNIVERSITY OF WATERLOO
PART-TIME UNDERGRADUATE ENROLMENT IN GENERAL AND HONOURS PROGRAMMES
FACULTY OF MATHEMATICS - ON CAMPUS

YEAR I	UNIVERSITY				ST. JEROME'S				RENISON				TOTAL			
	GEN.		HONS.		GEN.		HONS.		GEN.		HONS.		GEN.		HONS.	
	M	F	M	F	M	F	M	F	M	F	M	F	M	F	M	F
Mathematics	4	3	1	1									4	3	1	1
Math, Pass	18	15											18	15		
Math, Co-op			2												2	
	<u>22</u>	<u>18</u>	<u>3</u>	<u>1</u>									<u>22</u>	<u>18</u>	<u>3</u>	<u>1</u>
<u>YEAR II</u>																
Actuarial Sci, Co-op				1												1
AMath/CS, Co-op			2	1											2	1
Computer Sci, Co-op			3												3	
Mathematics	4	2	2				1						4	2	3	
Math, Co-op	2	1	4	3									2	1	4	3
Math, Pass	18	13											18	13		
Math/Mgt Acctg, Co-op		1		1										1		1
Math/CA, Co-op	7		10	4									7		10	4
Math/Tchg, Co-op		1												1		
	<u>31</u>	<u>18</u>	<u>21</u>	<u>10</u>			<u>1</u>						<u>31</u>	<u>18</u>	<u>22</u>	<u>10</u>
<u>YEAR III</u>																
AMath/CS, Co-op			1													1
Applied Math			1													1
Comb & Optim, Co-op			1													1
Computer Science			1	1											1	1
Computer Sci, Co-op			11	4											11	4
Mathematics	6	4											6	4		
Math, Co-op	5	3											5	3		

UNIVERSITY OF WATERLOO
PART-TIME UNDERGRADUATE ENROLMENT IN GENERAL AND HONOURS PROGRAMMES
FACULTY OF MATHEMATICS - ON CAMPUS

YEAR III	UNIVERSITY			ST. JEROME'S			RENISON			TOTAL			
	GEN.	HONS.		GEN.	HONS.		GEN.	HONS.		GEN.	HONS.		
	M	F	F	M	F	F	M	F	F	M	F	F	
Math, Pass	7	6		2						9	6		
Math/Mgt Acctg		1								1	1		
Math/Mgt Acctg, Co-op	1	2	1							1	2	1	
Math/Bus, Co-op	2	2								2	2		
Math/CA Opt		2									2		
Math/CA, Co-op		1	1								1	1	
Math/Tchg, Co-op		1									1	1	
	21	21	18	5	2					23	21	18	5

YEAR IV	UNIVERSITY			ST. JEROME'S			RENISON			TOTAL			
	GEN.	HONS.		GEN.	HONS.		GEN.	HONS.		GEN.	HONS.		
	M	F	F	M	F	F	M	F	F	M	F	F	
Actuarial Sci, Co-op		1									1		
Actuarial & CS		1									1		
Comb & Optim						1						1	
Computer Science		3									3		
Computer Sci, Co-op		10	1								10	1	
Mathematics	11	1								11	1		
Math, Co-op	7	9								7	9		
Math/Mgt Acctg		1									1		
Math/Mgt Acctg, Co-op		1									1		
Math/Bus, Co-op		1									1		
Math/CA, Co-op	9	7	1	1						9	7	1	
Operations Res, Co-op		1	1								1	1	
Statistics, Co-op		1									1		
Stats & CS, Co-op		1									1		
	27	19	19	3						27	19	19	4

UNIVERSITY OF WATERLOO
PART-TIME UNDERGRADUATE ENROLMENT IN GENERAL AND HONOURS PROGRAMMES
FACULTY OF SCIENCE - ON CAMPUS

<u>YEAR I</u>	UNIVERSITY				TOTAL			
	GEN.		HONS.		GEN.		HONS.	
	M	F	M	F	M	F	M	F
Applied Chemistry, Co-op			2				2	
Applied Physics, Co-op			2				2	
Biology, Co-op			1				1	
Science, First Year	87	41			87	41		
	<u>87</u>	<u>41</u>	<u>5</u>		<u>87</u>	<u>41</u>	<u>5</u>	
<u>YEAR II</u>								
Applied Chemistry, Co-op			4	4			4	4
Applied Earth Sci/Geol, Co-op			1				1	
Applied Physics, Co-op			6				6	
Chemistry, 4 yr	17	2			17	2		
Physics, 4 yr	13				13			
Science, General	94	42			94	42		
	<u>124</u>	<u>44</u>	<u>11</u>	<u>4</u>	<u>124</u>	<u>44</u>	<u>11</u>	<u>4</u>
<u>YEAR III</u>								
Applied Chemistry, Co-op			16	1			16	1
Applied Earth Sci/Geol, Co-op			2	1			2	1
Applied Physics, Co-op			8				8	
Biology, Co-op			1	1			1	1
Chemistry, 4 yr	7	5			7	5		
Physics, 4 yr	9				9			
Physics			1				1	
Psychology			1				1	

UNIVERSITY OF WATERLOO
PART-TIME UNDERGRADUATE ENROLMENT IN GENERAL AND HONOURS PROGRAMMES
FACULTY OF SCIENCE - ON CAMPUS

	UNIVERSITY				TOTAL			
	GEN.		HONS.		GEN.		HONS.	
<u>YEAR III</u>	M	F	M	F	M	F	M	F
Science, Prog 1			1				1	
Science, General	22	16			22	16		
	<u>38</u>	<u>21</u>	<u>30</u>	<u>3</u>	<u>38</u>	<u>21</u>	<u>30</u>	<u>3</u>
<u>YEAR IV</u>								
Biology, 4 yr		1				1		
Chemistry, 4 yr	4				4			
Chemistry				1				1
Earth Sciences			1				1	
Optometry			1				1	
Physics, 4 yr	1				1			
Physics			1				1	
Psychology				1				1
Science, Prog 5			2				2	
	<u>5</u>	<u>1</u>	<u>5</u>	<u>2</u>	<u>5</u>	<u>1</u>	<u>5</u>	<u>2</u>

UNIVERSITY OF WATERLOO
DEGREES GRANTED

<u>BACHELOR OF ARTS</u>	<u>1971</u>	<u>1972</u>	<u>1973</u>	<u>1974</u>	<u>1975</u>	<u>1976</u>	<u>1977</u>	<u>1978</u>	<u>1979</u>	<u>1980</u>	<u>1981</u>	<u>TOTAL</u>
General Course	407	418	416	571	591	550	614	553	535	488	552	5695
Honours...												
Anthropology	1	5	7	2	4	10	4	6	4	5		48
Anth & Classical Studies			1									1
Anth & German				1								1
Anth & History			1	1								2
Anth & Psychology										1		1
Anth-French Minor									1			1
Classical Studies							1		1		1	3
Classical Studies & English					1							1
Classical Studies & History				1				1				2
Dance											9	9
Drama						1		1				2
Drama & Theatre Arts					3	1	2	7	1		1	15
Drama & TA & English					2	1						3
Drama & TA & History						1						1
Drama & TA - Psych Minor						1						1
Economics	5	9	6	10	14	10	7	14	12	11	11	109
Economics-Applied(Co-op)										4	4	8
Economics-CDS Minor									1			1
Economics-CA Option						1		2	2	5	12	22
Economics-History Minor									1			1
Economics-Mgmt Acctg Opt											2	2
Economics-Pol Sci Minor											1	1
Economics & Mathematics		2	2			1			1		1	7
Economics & Pol Sci	1	1		1								3
Economics & Pol Sci [CDS]						1						1

UNIVERSITY OF WATERLOO
DEGREES GRANTED

<u>BACHELOR OF ARTS</u>	1971	1972	1973	1974	1975	1976	1977	1978	1979	1980	1981	TOTAL
Honours...												
English	6	16	8	20	24	27	37	22	18	26	24	228
English, Co-op											8	8
English & Drama	1	2	1	1								5
English, Drama & Theatre Arts			1									1
English & French	1		1			1	1	1				5
English & German						1		2		1		4
English & History		4	3	1		4		5	3	1	2	23
English & Latin									1			1
English & Philosophy			1								1	2
English & Political Science		1				1		1				3
English & Psychology		1		2	1	1	1					6
English & Religious Studies				1		1						2
English & Sociology		1		1					1			3
English & Spanish								1				1
English-Biology Opt								1				1
English-Biology Minor								1				1
English-Classical Civ Minor											1	1
English-History Minor									1	1	2	4
English-Music Minor, Co-op											1	1
English-Philosophy Minor											1	1
English-Psychology Minor									3	1	3	7
Fine Arts				7	1	12		7	10	1	1	39
Fine Arts & History					1		5					6
Fine Arts-Art History Opt										1	1	2
Fine Arts-Geography Minor								2		1		3
Fine Arts-Studio Opt										3	6	9

UNIVERSITY OF WATERLOO
DEGREES GRANTED

<u>BACHELOR OF ARTS</u>	<u>1971</u>	<u>1972</u>	<u>1973</u>	<u>1974</u>	<u>1975</u>	<u>1976</u>	<u>1977</u>	<u>1978</u>	<u>1979</u>	<u>1980</u>	<u>1981</u>	<u>TOTAL</u>
Honours...												
French	1	5	7	6	6	4	6	8	7	6	2	58
French & German	1	2		1	4	2	2	3	1	1		17
French & History					1							1
French & Latin	1			1								2
French & Philosophy									1			1
French & Political Science		1		1								2
French & Russian		1	1	1				1				4
French & Spanish	2	2	2	2	5	2		3			4	22
French-Classical Civ Minor										1		1
French-Economics Minor										1		1
French-English Minor										1		1
Geography	1	1	1						3	1	1	8
Geography-English Minor											1	1
German	1	1	2	1	5	1	3	5	1	1	3	24
German&Drama&Theatre Arts									1			1
German & French											1	1
German & History							1			1		2
German & Psychology					1							1
German & Sociology				1	1							2
German-French Minor								2			1	3
German-History Minor									1			1
German-Pol Sci&History Minor								1				1
History	27	28	27	47	31	37	38	26	31	18	16	326
History [CDS]						1						1
History & Anthropology									1			1
History & Economics	1											1
History & English								1		1		2
History & French								2				2

UNIVERSITY OF WATERLOO
DEGREES GRANTED

<u>BACHELOR OF ARTS</u>	<u>1971</u>	<u>1972</u>	<u>1973</u>	<u>1974</u>	<u>1975</u>	<u>1976</u>	<u>1977</u>	<u>1978</u>	<u>1979</u>	<u>1980</u>	<u>1981</u>	<u>TOTAL</u>
Honours...												
Sociology & Recreation							1					1
Sociology & Social Dev Stud											1	1
Sociology-Economics Minor								1				1
Sociology-Peace&Conflict Stud Opt											1	1
Spanish	1		1			1				1		4
Spanish & French									1			1
Spanish & History			1				1					2
Spanish & Latin							1					1
Spanish & Sociology		1										1
Spanish-History Minor								1				1
<u>BACHELOR OF APPLIED SCIENCE</u>												
Chemical Engineering	49	74	68	52	55	30	58	59	85	75	68	673
Civil Engineering	118	127	108	99	107	114	95	122	129	138	151	1308
Electrical Engineering	92	78	109	106	98	89	108	110	107	118	128	1143
Mechanical Engineering	152	145	124	150	108	119	92	103	135	127	141	1396
Systems Design				26	54	53	54	43	49	35	52	366

UNIVERSITY OF WATERLOO
DEGREES GRANTED

<u>BACHELOR OF ENVIRONMENTAL STUDIES</u>	<u>1971</u>	<u>1972</u>	<u>1973</u>	<u>1974</u>	<u>1975</u>	<u>1976</u>	<u>1977</u>	<u>1978</u>	<u>1979</u>	<u>1980</u>	<u>1981</u>	<u>TOTAL</u>
General Course	48	71	103	84	104	106	90	118	85	81	51	941
Honours...												
Geography	11	21	16	44	44	51	72	44	81	71	44	499
Geog & Anthropology				1								1
Geog & Biology								1				1
Geog & Economics				1								1
Geog & German										1		1
Geog & Man-Environment					1		1	4		1		7
Geog & Mathematics								1			1	2
Geog & Music											1	1
Geog & Psychology								1				1
Geog & Russian				1								1
Geog-App Physical Geog Opt												1
Geog-Biology Option											1	1
Geog-Biology Minor											1	1
Geog-Classical Civ Minor											1	1
Geog-Earth Sciences Minor											1	1
Geog-Economics Minor								2			1	3
Geog-English Minor								1				1
Geog-Env&Resource Mgmt Opt											1	1
Geog-History Minor							1			2		3
Geog-Political Science Minor										1		1
Man-Environment Studies			4	19	22	27	19	23	34	14	33	195
Man-Env & Anthropology								2				2
Man-Env & Biology							2	1				3
Man-Env & Economics								1			3	4

UNIVERSITY OF WATERLOO
DEGREES GRANTED

<u>BACHELOR OF ENVIRONMENTAL STUDIES</u>	1971	1972	1973	1974	1975	1976	1977	1978	1979	1980	1981	TOTAL
Honours...												
Man-Env & Geography							1	3	4	1	2	11
Man-Env & Political Science									2	1		3
Man-Env & Psychology								1		1	2	4
Man-Env & Mathematics					1			1		1		3
Man-Env & Recreation							1			1	2	4
Man-Env & Russian/Communications Minor					1							1
Man-Env-Anthropology Minor										1		1
Man-Env-Biology Minor										1		1
Man-Env-Biology Option					2	2		4	6	4	1	19
Man-Env-Economics Minor										1		1
Man-Env-Env Resource(Fac) Option										1		1
Man-Env-Geography Minor					1			1		1		3
Man-Env-German Minor									1			1
Man-Env-Peace & Conflict Stud Minor										1		1
Man-Env-Psychology Minor							1		1		2	4
Urban & Regional Planning	18	74	43	59	49	56	49	65	57	61	50	581
Urban & Reg Plan-CDS Minor						1						1
Urban & Reg Plan-Pol Sci Minor										1	3	4
Urban & Reg Plan-Psych Minor											1	1
Architecture(Pre-Prof)	19	44	10	44	51	33	43	31	40	34	24	373
<u>BACHELOR OF ARCHITECTURE</u>				23	29	29	26	21	36	24	30	218
<u>BACHELOR OF INDEPENDENT STUDIES</u>	3	9	6	10	13	11	14	16	13	12	12	119

UNIVERSITY OF WATERLOO
DEGREES GRANTED

<u>BACHELOR OF MATHEMATICS</u>	<u>1971</u>	<u>1972</u>	<u>1973</u>	<u>1974</u>	<u>1975</u>	<u>1976</u>	<u>1977</u>	<u>1978</u>	<u>1979</u>	<u>1980</u>	<u>1981</u>	<u>TOTAL</u>
General Course	152	235	276	275	245	261	342	351	466	440	464	3507
Honours...										<i>(Honours 155)</i>		
Actuarial Science	7	4	12	12	10	12	10	15	14	7	12	115
Actuarial Sci & App Math									1			1
Actuarial Sci & C&O								1			1	2
Actuarial Sci & CS				1		1	5	1	1	1	1	11
Actuarial Sci & Econ						1		1				2
Actuarial Sci & Stat						1	1	2	1			5
Actuarial Sci with CS									1	4		5
Actuarial Sci with Stat											2	2
App Analysis & CS	45	76	84	97	74	2			1			379
Applied Math	13	2	8	9	14	6	8	4	10	7	2	83
AMath & Actuarial Sci						1						1
AMath & C&O									2		1	3
AMath & CS									2	1	1	4
AMath & French					1							1
AMath & Philosophy									1			1
AMath & Phil with C&O											1	1
AMath & Physics				1	3	1		1				6
AMath & Pure Math					2		1	3	1	3	4	14
AMath & Pure Math with Physics											1	1
AMath & Stat & French											1	1
AMath with Engineering										1	7	8
AMath with Eng & CS										1	1	2
AMath with Physics						1	8	3	3		2	17
AMath with Physics & Pure Math						1						1

UNIVERSITY OF WATERLOO
DEGREES GRANTED

<u>BACHELOR OF MATHEMATICS</u>	<u>1971</u>	<u>1972</u>	<u>1973</u>	<u>1974</u>	<u>1975</u>	<u>1976</u>	<u>1977</u>	<u>1978</u>	<u>1979</u>	<u>1980</u>	<u>1981</u>	<u>TOTAL</u>
Honours...												
Business Admin Option									7		1	8
Chartered Accountancy Opt								16	15	20	15	66
Combinatorics & Optimization	40	46	50	50	19	26	18	19	9	9	6	292
C&O & Anthropology					1							1
C&O & CS					5						1	6
C&O & Economics								1			2	3
C&O & English								1				1
C&O & French							1					1
C&O & Psychology				1	1					1		3
C&O & Pure Math					1							1
C&O & Statistics					1	1	1	1				4
Computer Science						72	66	82	101	85	54	460
CS & AMath							1					1
CS & AMath with Physics								1				1
CS & C&O				2	9	16		27	18	14	3	89
CS & C&O & Pure Math						1						1
CS & Economics						1	1		1	1		4
CS & Geography				1								1
CS & Music											1	1
CS & Operations Research											1	1
CS & Psychology				1		1		1				3
CS & Pure Math				1		2					1	4
CS & Statistics				3	25	18	15	17			3	81
CS with AMath											1	1
CS with C&O											1	1
CS with Statistics									6	3	5	14

UNIVERSITY OF WATERLOO
DEGREES GRANTED

<u>BACHELOR OF SCIENCE</u>	<u>1971</u>	<u>1972</u>	<u>1973</u>	<u>1974</u>	<u>1975</u>	<u>1976</u>	<u>1977</u>	<u>1978</u>	<u>1979</u>	<u>1980</u>	<u>1981</u>	<u>TOTAL</u>
General Course	92	146	154	161	137	141	115	143	125	135	137	1486
General Kinesiology									4	4	5	13
Honours...												
Applied Chemistry	20	28		27	20	18	26	35	29	45	47	295
App Chemistry-CS Minor									1			1
App Chemistry-Math Minor									1			1
Applied Earth Sciences							16	11	9	10	15	61
Applied Physics	5	11		8	11	8	10	10	7	14	10	94
App Physics-Math Minor										1		1
Biology	14	36	40	46	59	49	51	28	24	34	15	396
Biology & Chemistry	3	8	9	7	11	11	14	12	8	11	5	99
Biology & Psychology	1											1
Chemistry	14	27	43	12	8	11	9	15	14	14	23	190
Chemistry-Env St Option								1	1		1	3
Chemistry-Math Option	4		2		2		1	3	1	3	1	17
Chemistry-Physics Option						2	1	1	1			5
Dance						4	3	6	10	6	4	33
Earth Sciences	3	5	7	11	20	6	7	14	7	17	11	108
Earth Sci & Geography			3	1		2	1	5	1	2	2	17
Health Studies						5	8	10	15	29	16	83
Kinesiology	27	41	92	116	95	151	105	135	144	124	98	1128
Kinesiology-Dance Option				4	2							6
Kinesiology-Health Stud Option					1						1	2
Physics	19	21	23	14	16	12	7	16	12	4	8	152
Physics-CS Minor									1			1
Physics-Psych Minor										1	3	4

UNIVERSITY OF WATERLOO
DEGREES GRANTED

<u>BACHELOR OF SCIENCE</u>	1971	1972	1973	1974	1975	1976	1977	1978	1979	1980	1981	TOTAL
Honours...												
Science(Non-Major)			1		9	4	7	18	20	43	25	127
Science-Biology Major				4	11	11	22	18	7			73
Science-Biol Major-Psych Minor							1					1
Science-Chemistry Major				4	11	12	10	10	5			52
Science-Earth Sciences Major			2	3	6	4	2	3	1			21
Science-Physics Major			10	11	15	5	4	3	3			51
Science-Psychology Minor									1			1
Science-Fine Arts Minor						1						1
<u>DOCTOR OF OPTOMETRY</u>	7	27	39	57	55	52	59	57	57	57	56	523
<u>MASTER OF ARTS</u>												
Economics		6	11	15	12	12	16	17	7	8	9	113
English	7	7	20	19	20	18	20	17	19	8	21	176
French	2	6	3	8	3	9	5	6	1	2	4	49
Geography	8	12	6	2	14	14	11	8	13	21	11	120
German	3	6	7	8	9	8	6	9	7	7	4	74
History	37	24	30	29	23	20	24	11	22	17	12	249
Philosophy	1	2	6	4	6	1	3	4	4	3	5	39
Political Science	5	6	6	3	8	6	14	7	6	6	4	71
Psychology	17	9	3	16	14	10	13	14	9	6	9	120
Recreation Studies								9	4	2	6	21
Reg Plan & Res Dev	7	8	12	9	10	14	9	15	12	16	18	130
Russian	6		6	6	6	4	6	6	4	2	3	49
Sociology	2	4	1	2	4	6	3	5	4	3	3	37

UNIVERSITY OF WATERLOO
DEGREES GRANTED

<u>MASTER OF APPLIED SCIENCE</u>	<u>1971</u>	<u>1972</u>	<u>1973</u>	<u>1974</u>	<u>1975</u>	<u>1976</u>	<u>1977</u>	<u>1978</u>	<u>1979</u>	<u>1980</u>	<u>1981</u>	<u>TOTAL</u>
Applied Psychology	9	13	12	12	15	10	8	18	9	13	15	134
Chemical Engineering	32	23	9	14	23	19	18	14	10	10	8	180
Civil Engineering	32	25	23	30	28	24	28	19	27	25	21	282
Electrical Engineering	18	23	24	18	15	25	29	19	7	15	15	208
Human Rel & Counselling Stud					10	8	11	7	3			39
Management Sciences(Management& Systems Eng prior to 1969)	20	12	13	26	37	39	31	41	52	21	20	312
Mechanical Engineering	25	28	12	21	24	31	31	23	28	29	22	274
Systems Design (Design prior to 1969)	1	6	9	7	12	10	7	11	6	9	5	83
<u>MASTER OF MATHEMATICS</u>	88	64	67	74	56	91	79	75	63	57	46	760
<u>MASTER OF PHILOSOPHY</u>												
Applied Mathematics										2	3	5
Computer Science											1	1
English	2		1	2	5			1	3	2	2	18
History	2	1	2		1	1	2	1	1	1		12
Mathematics	1	4	3									8
Pure Mathematics								1	1			2
Statistics				1		1	1	1				4

UNIVERSITY OF WATERLOO
DEGREES GRANTED

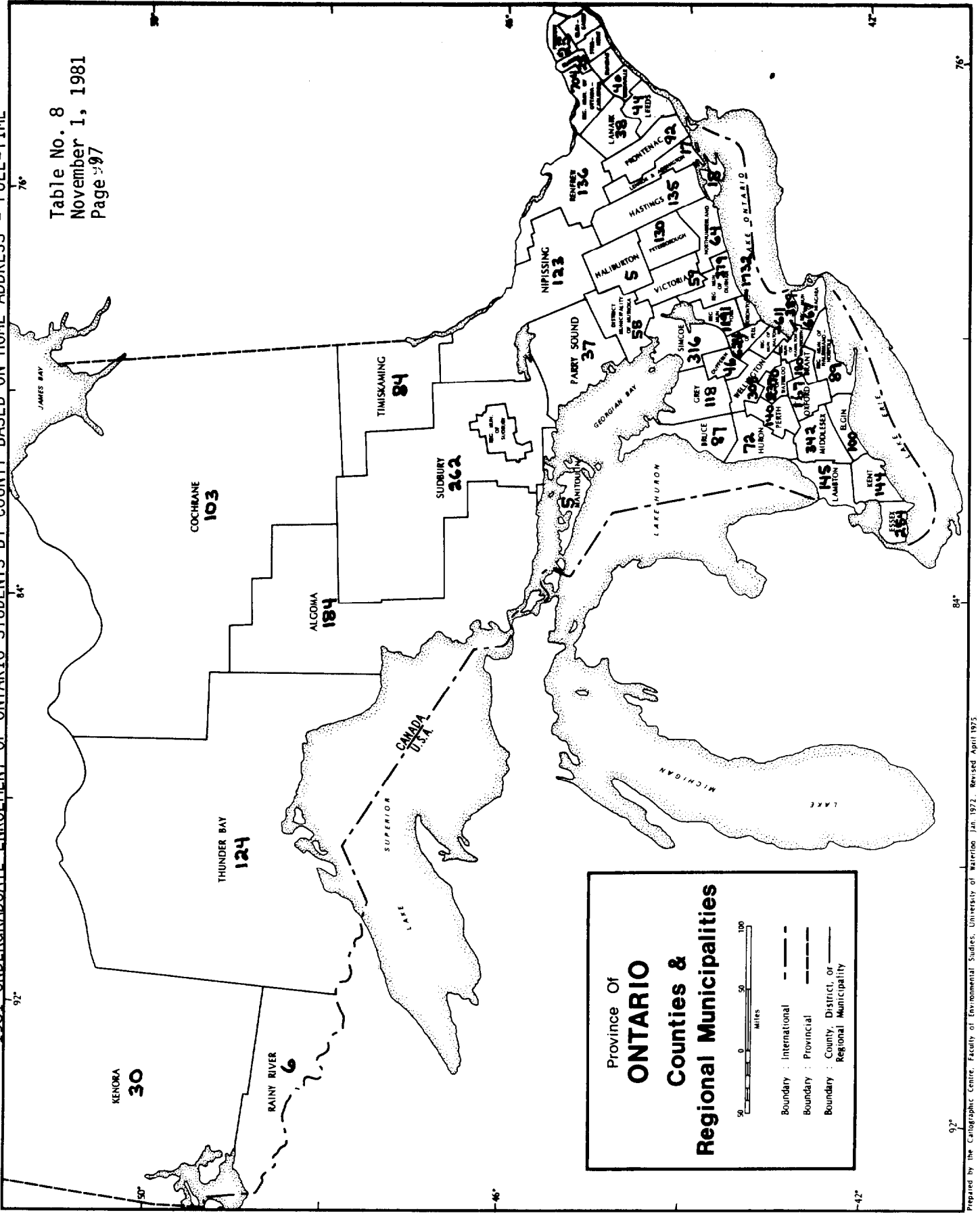
<u>MASTER OF SCIENCE</u>	1971	1972	1973	1974	1975	1976	1977	1978	1979	1980	1981	TOTAL
Biology	12	10	14	6	17	17	15	21	21	14	20	167
Chemistry	22	7	9	5	9	12	5	5	7	8	8	97
Earth Sciences			2	11	16	8	19	12	6	21	11	106
Health Behaviour											3	3
Kinesiology				3	8	9	10	11	7	9	12	69
Physics	33	9	15	11	3	10	9	9	6	5	7	117
Physiological Optics				1	3		2	1	3	1	2	13
 <u>DOCTOR OF PHILOSOPHY</u>												
Applied Mathematics				4		2	1	6	1	2	1	17
Biology	7	6	9	5	6	3	10	3	8	3	4	64
Chemical Engineering	5	11	14	8	9	10	10	5	6	6	5	89
Chemistry	13	11	10	8	10	8	5	7	4	5	7	88
Civil Engineering	12	14	13	12	13	5	6	7	9	4	6	101
Combinatorics & Optimization				7	2	4	4	3	5	5	5	35
Computer Science				11	9	7	10	5	2	9	3	56
Earth Sciences					1			2	2	1		6
Electrical Engineering	11	9	10	10	7	5	8	5	4	12	10	91
Geography			1	1	3	2	2	1		1	3	14
German	1	2	2	2	2	3	3	2		1	1	19
History							1	1		1	1	4
Human Rel & Counselling Studies								1		2		3
Kinesiology										1	2	3
Management Sciences	2	1	1		3	5	1		9	4	5	31

UNIVERSITY OF WATERLOO
DEGREES GRANTED

<u>DOCTOR OF PHILOSOPHY</u>	<u>1971</u>	<u>1972</u>	<u>1973</u>	<u>1974</u>	<u>1975</u>	<u>1976</u>	<u>1977</u>	<u>1978</u>	<u>1979</u>	<u>1980</u>	<u>1981</u>	<u>TOTAL</u>
Mathematics	27	18	23									68
Mechanical Engineering	9	10	12	11	5	4	11	7	6	5	9	89
Philosophy	4	6	6	5	2	6	2	3	6	2	3	45
Physics	8	7	8	2	15	4	7	4	2	5	3	65
Psychology	16	13	17	11	5	8	8	11	11	18	13	131
Pure Mathematics				3	2	2	7	1		2		17
Reg Plan & Res Dev	1	1	3	2	2	2		3	1	5	1	21
Sociology		1			1	1	1			2	1	7
Statistics				6	2	4	1	1	5	2	3	24
Systems Design	1	1	4	3	1	2	3	3	3	4	3	28
 <u>HONORARY DEGREES</u>												
Doctor of Environmental Studies		1		1		1		1	1		1	6
Doctor of Engineering				1	2	1	1	1	1	1	1	9
Doctor of Laws		1	2	2	3	2	1	2	1	1	1	16
Doctor of Letters	1	1	3			1	3				1	10
Doctor of Mathematics	1	1		1	1		1	1	1	1	1	9
Doctor of Science	1	1	1		1		1	1		1		7
	2013	2373	2525	2971	3033	3052	3140	3245	3295	3153	3138	31938

1981 UNDERGRADUATE ENROLMENT OF ONTARIO STUDENTS BY COUNTY BASED ON HOME ADDRESS - FULL-TIME

Table No. 8
November 1, 1981
Page 97



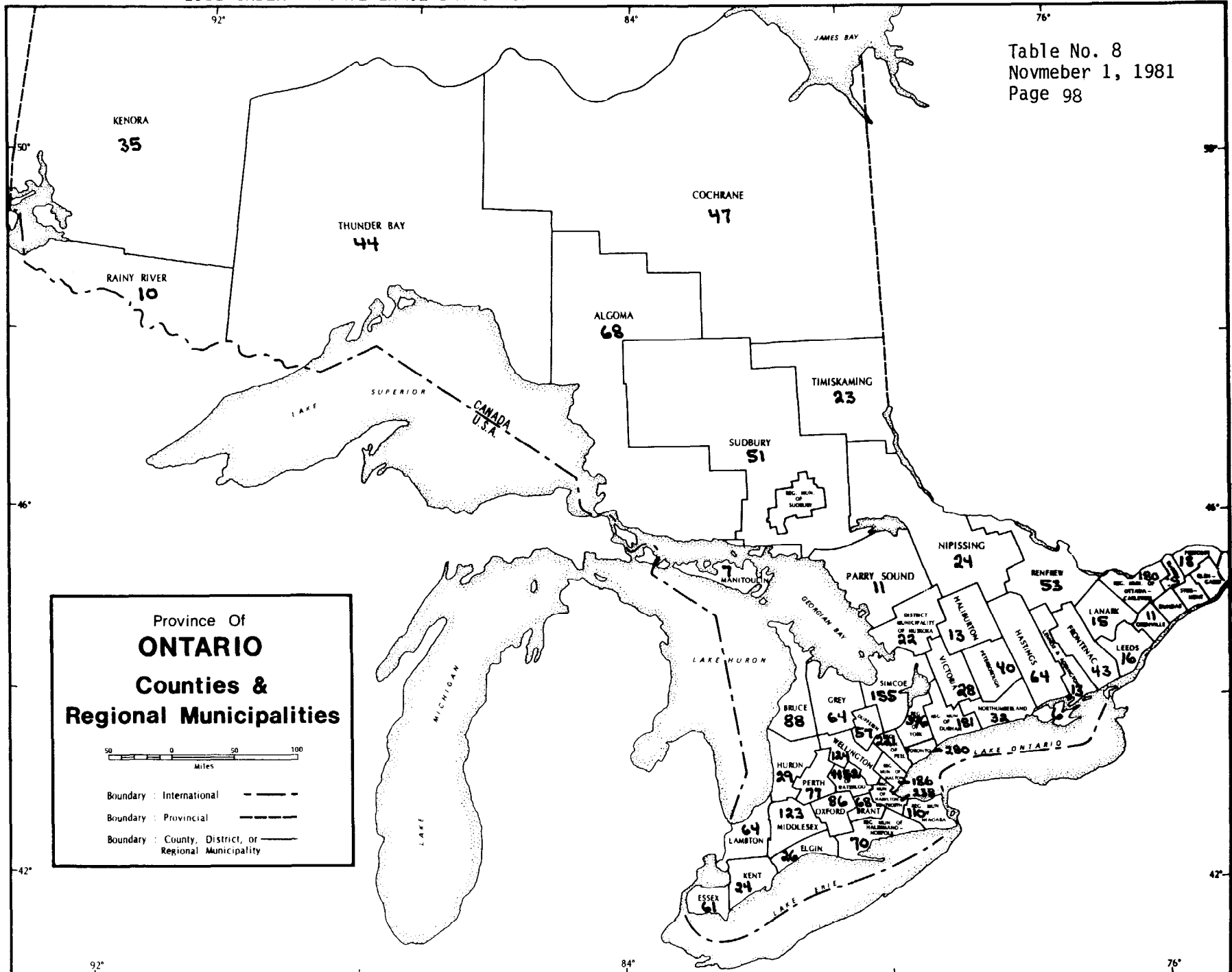
Province Of
ONTARIO
Counties &
Regional Municipalities

50 0 50 100
MILES

Boundary : International - - - -
Boundary : Provincial - - - -
Boundary : County, District, or Regional Municipality ————

1981 UNDERGRADUATE ENROLMENT OF ONTARIO STUDENTS BY COUNTY BASED ON HOME ADDRESS - PART-TIME

Table No. 8
 Novmeber 1, 1981
 Page 98



UNIVERSITY OF WATERLOO
 GEOGRAPHICAL DISTRIBUTION OF UNDERGRADUATE STUDENTS
 (BASED ON HOME ADDRESS)

		FAC. OF ARTS		FAC. OF ENV. ST.		FAC. OF ENG.		I.S.		FAC. OF MATH.		FAC. OF HKLS		FAC. OF SCI.		TOTAL		GRAND TOTAL
		M	F	M	F	M	F	M	F	M	F	M	F	M	F	M	F	
<u>OTHER COUNTRIES</u>																		
ENGLAND	F.T.									1						1		1
FRANCE	F.T.	1														1		1
GERMANY, WEST	F.T.	1				2				1	1					4	1	5
GREECE	F.T.		1														1	1
GREENLAND	F.T.										1						1	1
GUYANA	F.T.		1							1				1		2	1	3
HONG KONG	F.T.		4	2	1					23	11				5	25	21	46
IRELAND/EIRE	F.T.		1														1	1
ITALY	F.T.									1						1		1
JAMAICA	F.T.				1	1								1	1	2		3
KENYA	F.T.		1														1	1
MALAYSIA	F.T.		1	1						8	6	1		2	10	9		19
MAURITIUS	F.T.									1						1		1
MONACO	F.T.	1														1		1

UNIVERSITY OF WATERLOO
 GEOGRAPHICAL DISTRIBUTION OF UNDERGRADUATE STUDENTS
 (BASED ON HOME ADDRESS)

		FAC. OF ARTS		FAC. OF ENV. ST.		FAC. OF ENG.		I.S.		FAC. OF MATH.		FAC. OF HKLS		FAC. OF SCI.		TOTAL		GRAND TOTAL	
		M	F	M	F	M	F	M	F	M	F	M	F	M	F	M	F		
<u>OTHER COUNTRIES</u>																			
NETHERLANDS	F.T.	1														1		1	
SINGAPORE	F.T.	2	1							3	1				3	5	5	10	
TRINIDAD/TOBAGO	F.T.	3	5	1	1					2		1			1	7	7	14	
UNCLASSIFIED	F.T.	55	61	18	8	17	1			84	30	3	6	45	17	222	123	345	
	P.T.	9	12			1				6	1	1	1	4	1	21	15	36	
UNITED STATES	F.T.	6	1	2	1	3				1		1	1		2	13	5	18	
	P.T.	2	3								2		1		1	2	7	9	
TOTAL	F.T.	70	79	125	14	23	1			126	50	6	7	49	31	299	182	481	
	P.T.	11	15			1				6	3	1	2	4	2	23	22	45	

COMPARISON OF FOREIGN UNDERGRADUATE STUDENTS
ON STUDENT AUTHORIZATION (STUDENT VISA) BY COUNTRY OF CITIZENSHIP

COUNTRY OF CITIZENSHIP	ARTS			ENGINEERING			ENV. STUDIES			HK&LS			MATHEMATICS			SCIENCE			TOTAL		
	'79	'80	'81	'79	'80	'81	'79	'80	'81	'79	'80	'81	'79	'80	'81	'79	'80	'81	'79	'80	'81
Australia	1																		1		
Bahamas	1	2	1																1	2	1
Barbados		1	3																1	3	5
Bermuda							1	1										1	2	1	
Brazil							1												1		
Cameroon Republic																		1			
China, Mainland	2	1	1										3	2	2			1	5	3	4
China, Taiwan/Formosa							1						1		2				2		2
Cyprus			2																		2
Dominica							1	1											1	1	
Egypt																		1		1	
Ethiopia																2	1		2	1	
Germany, West	1	1	3	10	5								1	1			1	1	2	13	9
Ghana	1		1				1	2	2				1	1	1				3	3	4
Greece	1	1	2															1	1	1	3
Guyana	4	7	6										10	5	6			5	1	1	13
Honduras	1																		1		
Hong Kong	27	27	11	1			1	2	1				62	70	14	25	18	3	115	118	29
India	3	1	3										2	1	2	1	1	1	6	3	6
Indonesia	1												1	1	2			1	2	1	3
Iran		1	1										1	1	2	5	7	7	6	9	10
Ireland			1															1			2
Israel																		1	2		2
Italy																				2	2
Jamaica			1				1	1	1				2		1	4	3	3	7	4	5
Japan	1	1	1					1	1										1	2	2
Kenya	1	3	2										1	1	1	1	1	2	3	5	5
Lebanon			1													1	1		1	1	1
Macao													1						1		
Malawi				2	2														2	2	

COMPARISON OF FOREIGN UNDERGRADUATE STUDENTS
ON STUDENT AUTHORIZATION (STUDENT VISA) BY COUNTRY OF CITIZENSHIP

COUNTRY OF CITIZENSHIP	ARTS			ENGINEERING			ENV. STUDIES			HK&LS			MATHEMATICS			SCIENCE			TOTAL		
	'79	'80	'81	'79	'80	'81	'79	'80	'81	'79	'80	'81	'79	'80	'81	'79	'80	'81	'79	'80	'81
Malaysia	18	26	24				2	5	10		1	1	18	46	52	11	14	21	49	92	108
Mauritius	1	1	1												2	1	1	1	2	4	
Mexico	1	1											1	2	2		2	2	2	5	4
Namibia	1							1											1	1	
Netherlands	1			1									1				1		3	1	
Nicaragua															1						1
Nigeria	1	4	3				4	3	3				2	1	2	2	2	3	9	10	11
Not Specified	7	18	40		1	1	2	2	19	1	4	2	4	11	10	2	7	10	16	43	82
Pakistan	1																		1		
Philippines	1																		1		
Poland	1	1																	1	1	
Portugal	1	1											2	3	2				3	4	2
Singapore	6	8	14				1	2	4	1	1		3	15	26	1	4	12	12	30	56
South Africa	1	1																	1	1	
Sweden																		1			1
Switzerland							1	1											1	1	
Tanzania							1							1	1				1	1	1
Trinida. Tobago	13	19	15				7	2	9	1	2	2	5	6	8	6	3	2	32	32	37
Turkey	1																		1		
Uganda													1				2	1	1	2	1
United Kingdom	41	37	57			2	11	12	12	1	2	1	90	91	170	14	10	39	157	152	281
United States Of America	7	10	14				1	4	3	1		1	2	2	4		1	1	11	17	23
Uruguay																					1
Venezuela		2	3										2	2		2	2	1	4	6	4
Yugoslavia						1	1												1		1
Zambia								1	1											1	1
TOTAL	148	175	212	3	14	9	38	42	67	5	10	7	218	264	315	85	86	120	497	591	730
% of Total Full-Time	5.85	6.39	7.20	0.10	0.44	0.41	2.86	3.18	4.93	0.46	0.93	0.64	6.66	7.71	8.74	4.56	4.44	5.90	3.78	4.30	5.10

COMPARISON OF FOREIGN GRADUATE STUDENTS
ON STUDENT AUTHORIZATION (STUDENT VISA) BY COUNTRY OF CITIZENSHIP

COUNTRY OF CITIZENSHIP	ARTS			ENGINEERING			ENV. STUDIES			HK&LS			MATHEMATICS			SCIENCE			TOTAL		
	'79	'80	'81	'79	'80	'81	'79	'80	'81	'79	'80	'81	'79	'80	'81	'79	'80	'81	'79	'80	'81
Afghanistan																1	1	1	1	1	1
Algeria						1													1	1	1
Argentina					1	1													1	1	1
Australia				1	1	1				2	1	2	1						5	3	2
Austria			1															1			2
Bahamas			1																		1
Bangladesh	4	3	5	1		1	2	1	1					1	1		1	3	7	6	11
Brazil			1	10	9	6							6	5	5	1	2	2	17	16	14
Cameroon Republic							1	1	1										1	1	1
Chile						1							2	2	3		1	1	2	3	5
China, People's Republic of			1	5	12	12							1	2	2		1	1	6	15	16
China, Taiwan/Formosa				1	1	1	1	1	1				2	1	1	1	1	1	5	4	4
Colombia														1						1	
Costa Rica						1							1	1					2	1	1
Cyprus				1	1	2													1	1	2
Ecuador															1						1
Egypt				7	11	11							1	2	2	1			9	13	13
England		3	4						1						2		3	4		7	12
Finland											1	1									1
France						1															1
Germany, West	2	5	8										1		1				4	5	9
Ghana			1	1	1	2							1			1			2	1	3
Greece	1		1												2				1		4
Guatemala														1					1		
Guyana													1	1	1		1	1	1	2	2
Hong Kong	2	3	2			6		1					9	8	10	6	5	2	17	17	20
Hungary													1						1		
Iceland																		1			1
India	2		1	11	10	20	2	1	1				5	11	13	4	4	7	24	26	42
Indonesia													2						2		
Iran	2	2	2	1		2									2	1	1		4	3	6

COMPARISON OF FOREIGN GRADUATE STUDENTS
ON STUDENT AUTHORIZATION (STUDENT VISA) BY COUNTRY OF CITIZENSHIP

COUNTRY OF CITIZENSHIP	ARTS			ENGINEERING			ENV. STUDIES			HK&LS			MATHEMATICS			SCIENCE			TOTAL		
	'79	'80	'81	'79	'80	'81	'79	'80	'81	'79	'80	'81	'79	'80	'81	'79	'80	'81	'79	'80	'81
St. Vincent																1	1	1	1	1	1
Sudan						1													1	2	2
Sweden		1	1										1	1	1				1	2	2
Switzerland														1					1	1	1
Tanzania						1											1	1	1	1	2
Thailand																1	1	1	1	1	1
Trinidad, Tobago			1		1	2								1	3	1		1	2	7	7
Turkey	2	2			1	1							3	3	2				5	6	3
Uganda	1			1		1	1	1								1			4	1	1
United Kingdom	5	1					6		1		2	1	4		2	7			24	2	3
United States of America	4	6	5		2		1	4	6		1	1	3	4	11	7	8	14	15	25	37
U.S.S.R.		1																		1	
Venezuela													1	2	3				1	2	3
Wales														1	1					1	1
Yugoslavia															1					1	1
Zambia																	1	1		1	1
TOTAL	33	35	49	69	88	114	21	21	21	5	6	6	61	69	97	49	51	64	238	270	351
% of Total Full-Time	10.0	10.8	13.9	27.4	34.9	38.6	19.8	19.1	21.0	8.3	9.8	10.7	41.5	38.1	45.1	25.9	25.8	30.0	22.0	24.0	28.5

UNIVERSITY OF WATERLOO
UNDERGRADUATE STUDENT FINANCIAL AID
1980 - 1981

SCHOLARSHIPS AND BURSARIES BY FACULTY

<u>FACULTY</u>	<u>UNIVERSITY CONTROLLED</u>		<u>OUTSIDE DONORS</u>	
	<u>NUMBER OF AWARDS</u>	<u>TOTAL VALUE OF AWARDS</u>	<u>NUMBER OF AWARDS</u>	<u>TOTAL VALUE OF AWARDS</u>
ARTS	93	42,997.00	63	34,555.75
ENGINEERING	243	97,598.49	164	86,664.40
ENVIRONMENTAL STUDIES	61	10,529.37	21	16,971.07
HUMAN KINETICS & LEISURE STUDIES	46	9,900.00	27	9,520.44
INTEGRATED STUDIES	8	1,692.00	1	1,657.19
MATHEMATICS	235	94,596.12	146	74,921.71
SCIENCE	136	41,632.50	49	25,865.45
TOTAL	822	298,945.48	471	250,156.01

UNIVERSITY OF WATERLOO
1980/81 GOVERNMENT AID BY FACULTY

FACULTY	LEVEL OF STUDY	STUDENTS RECEIVING OSG		STUDENTS RECEIVING LOAN		AVERAGE AWARD PER STUDENT		TOTAL NO. OF STUDENTS AIDED	% OF FULL-TIME ENROLMENT RECEIVING
		TOTAL	TOTAL	TOTAL	TOTAL	OSG	LOAN		
ARTS	UNDERGRAD	678	1,087,596	942	1,063,095	1,604	1,128	966	35.19
	GRADUATE	-	-	35	92,510	-	2,643	35	10.83
ENGINEERING	UNDERGRAD	379	363,330	685	736,810	958	1,075	700	22.15
	GRADUATE	-	-	3	6,180	-	2,060	3	1.19
ENVIRONMENTAL STUDIES	UNDERGRAD	234	346,335	348	401,090	1,480	1,152	362	27.40
	GRADUATE	-	-	11	24,310	-	2,210	11	10.00
HUMAN KINETICS & LEISURE STUDIES	UNDERGRAD	241	362,185	344	333,480	1,502	969	357	33.02
	GRADUATE	-	-	6	13,190	-	2,198	6	9.83
INTEGRATED STUDIES	UNDERGRAD	33	72,960	50	91,090	2,210	1,821	52	63.41
	GRADUATE	-	-	-	-	-	-	-	-
MATHEMATICS	UNDERGRAD	541	689,255	836	794,850	1,274	950	862	25.13
	GRADUATE	-	-	2	3,560	-	1,780	2	1.10
SCIENCE	UNDERGRAD	320	431,175	536	681,835	1,347	1,272	543	27.96
	GRADUATE	-	-	4	14,220	-	3,555	4	2.02
TOTAL	UNDERGRAD	2,426	3,352,836	3,741	4,102,250	1,382	1,096	3,842	27.92
	GRADUATE	-	-	61	153,970	-	2,524	61	5.42

NUMBER OF "PURE" CORRESPONDENCE STUDENTS

	ARTS			ENGINEERING			ENV. STUDIES			HK&LS			MATHEMATICS			SCIENCE			TOTAL			
	'79	'80	'81	'79	'80	'81	'79	'80	'81	'79	'80	'81	'79	'80	'81	'79	'80	'81	'79	'80	'81	
<u>FULL-TIME</u>																						
General	94	97	104	-	-	-	-	5	7	-	-	-	1	7	1	22	18	23	117	127	135	
Honours	4	3	6	-	-	-	1	-	-	-	-	5	-	2	-	-	1	-	5	6	11	
Non-Degree	9	14	18	4	3	9	1	-	1	-	-	3	1	2	1	5	9	11	20	28	43	
Post-Degree	2	8	5	-	-	-	1	-	-	-	2	1	-	-	1	4	4	2	7	14	9	
TOTAL	109	122	133	4	3	9	3	5	8	1	2	9	2	11	3	31	32	36	149	175	198	
<u>PART-TIME</u>																						
General	1212	1399	1422	-	-	-	4	40	62	-	1	-	111	143	147	289	362	341	1616	1945	1972	
Honours	23	25	39	-	1	-	8	16	22	17	24	45	26	53	61	29	34	48	103	153	215	
Non-Degree	401	506	594	30	47	51	6	36	22	3	114	104	89	108	138	100	100	157	629	911	1066	
Post-Degree	272	334	324	5	2	14	5	18	16	2	20	19	140	122	135	133	160	144	557	656	652	
TOTAL	1908	2264	2379	35	50	65	23	110	122	22	159	168	366	426	481	551	656	690	2905	3665	3905	
% of Total Part-Time	60.2	62.1	62.6	59.3	69.4	72.2	27.7	68.3	67.4	31.9	73.3	76.7	73.2	75.3	82.4	89.6	89.6	92.9	64.6	67.9	69.5	
GRAND TOTAL	2017	2386	2512	39	53	74	26	115	130	22	161	177	368	437	484	582	688	726	3054	3840	4103	

