

A= UW

T= UW - Student Statistical Informatio
n - 1985-1986

Date=

OA# 843

A= UW
T= UW - Student Statistical Information - 1985-1986
Date=

OA# 843



University of Waterloo

**Student Statistical Information
1985-1986**

Prepared by the Office of the Registrar
With the Co-operation of the University Graduate Office

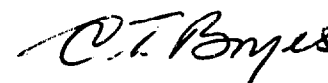
JUL 08 1986

STUDENT STATISTICAL INFORMATION

I am pleased to submit statistical information for the University of Waterloo and its Federated and Affiliated Institutions. The forms used are as follows:

TABLE NO. 1	-	85/86 SUMMARY OF ENROLMENT	Page 1 - 2
TABLE NO. 2	-	1985/86 DISTRIBUTION OF TOTAL ENROLMENT	Page 3 - 10
TABLE NO. 3	-	DISTRIBUTION OF FULL-TIME ENROLMENT - MALE AND FEMALE BY MAJOR CATEGORIES, 1975-1985	Page 11 - 21
TABLE NO. 4	-	DISTRIBUTION OF FULL-TIME ENROLMENT, 1975-1985	Page 22 - 39
TABLE NO. 5	-	DISTRIBUTION OF YEAR I CONFIRMED STUDENTS BY GRADE 13 ADMISSION AVERAGE	Page 40 - 41
TABLE NO. 6	-	1985/86 UNDERGRADUATE ENROLMENT IN REGULAR, HONOURS AND GENERAL PROGRAMS	Page 42 - 92
TABLE NO. 7	-	DEGREES GRANTED	Page 93 - 114
TABLE NO. 8	-	1985/86 GEOGRAPHICAL DISTRIBUTION OF UNDERGRADUATE STUDENTS	Page 115 - 120
TABLE NO. 9	-	1982-1985 UNDERGRADUATE & GRADUATE STUDENTS ON STUDENT AUTHORIZATION (STUDENT VISA) BY COUNTRY OF CITIZENSHIP	Page 121 - 125
TABLE NO. 10	-	1984/85 UNDERGRADUATE STUDENT FINANCIAL AID AND 1985/86 PRELIMINARY REPORT	Page 126 - 129
TABLE NO. 11	-	1983-1985 COMPARISON OF STUDENTS TAKING ONLY CORRESPONDENCE COURSES	Page 130
TABLE NO. 12	-	SUMMARY OF FALL 1985 PART-TIME ENROLMENT	Page 131
TABLE NO. 13	-	1985-86 COMPARISON OF ENROLMENT BY ONTARIO UNIVERSITIES	Page 132

April, 1986



C. T. Boyes
Registrar

1000

SUMMARY OF ENROLMENT 1985/88
(including Church Colleges & Off-Campus Students)

FACULTY	FULL-TIME			PART-TIME			GRAND TOTAL
	UNDERGRADUATE	GRADUATE	TOTAL	UNDERGRADUATE	GRADUATE	TOTAL	
Arts	3652	302	3954	6199	88	6287	10241
Engineering	3040	327	3367	342	213	555	3922
Environmental Studies	1253	107	1360	361	30	391	1751
Independent Studies	63	—	63	—	—	—	63
Mathematics	3083	215	3298	657	59	716	4014
Human Kinetics & Leisure Studies	1133	73	1206	332	20	352	1558
Science	2316	265	2581	1476	27	1503	4084
TOTAL UNIVERSITY	14540	1289	15829	9367	437	9804	25633
Increase or Decrease 1984/85	- 58	- 80	-138	+633	- 48	+585	+447
Increase or Decrease 1983/84	+ 41	+ 14	+ 55	+344	- 7	337	392
Increase or Decrease 1982/83	+ 32	+ 44	+ 76	+1867	+ 30	1897	1973
Increase or Decrease 1981/82	+195	+ 79	+274	+876	- 13	863	1137
Increase or Decrease 1980/81	+570	+107	+677	+231	- 59	172	849
Increase or Decrease 1979/80 to 1980/81	+597	+ 24	+621	+919	- 71	+848	+1489

SUMMARY OF ENROLLMENT 1985/86
(including Church Colleges & Off-Campus Students)

FACULTY	FULL-TIME			PART-TIME			GRAND TOTAL
	UNDERGRADUATE	GRADUATE	TOTAL	UNDERGRADUATE	GRADUATE	TOTAL	
Increase or Decrease 1978/79 to 1979/80	+ 90	- 46	+ 44	+380	- 14	+366	+820
Increase or Decrease 1977/78 to 1978/79	+ 10	- 77	- 67	+403	- 47	+356	+288
Increase or Decrease 1976/77 to 1977/78	-135	-150	-285	+521	- 54	+467	+182
Increase or Decrease 1975/76 to 1976/77	+484	- 43	+441	+570	- 28	+542	+983
Increase or Decrease 1974/75 to 1975/76	+559	+150	+709	+171	+ 95	+266	+975
% Change from 1984/85 to 1985/86	- .4	-6.2	- .9	+6.7	- .11	+6.0	+1.7
% Change from 1983/84 to 1984/85	+ .3	+1.0	+ .3	+4.1	-1.4	+3.8	+1.6
% Change from 1982/83 to 1983/84	+ .2	+3.4	+ .5	+28.6	+6.5	+27.2	+9.6
% Change from 1981/82 to 1982/83	+1.4	+6.4	+1.8	+5.5	-2.9	+4.1	+5.2
% Change from 1980/81 to 1981/82	+4.1	+9.5	+4.5	+4.3	-11.0	+2.9	+4.1
% Change from 1978/80 to 1980/81	+4.5	+2.2	+4.4	+20.4	-11.7	+16.6	+7.6

UNIVERSITY OF WATERLOO
DISTRIBUTION OF TOTAL ENROLMENT
UNDERGRADUATE STUDENTS

FACULTY AND PROGRAM	FULL-TIME STUDENTS										FULL-TIME MAKE-UP POST-DEGREE				ALL STUDENTS FACULTY				
	I		II		III		IV		V		ALL YEARS		PT-TIME STUDENTS		OR NON-DEGREE		M	F	TOTAL
ARTS	M	F	M	F	M	F	M	F	M	F	M	F	M	F	M	F	M	F	TOTAL
UNIVERSITY																			
-General	209	401	158	280	130	218	35	43			530	942	847	2147	0	0	1377	3088	
-Hon Regular	1	0	86	175	106	155	73	128			266	456	36	79	0	0	302	535	
-Hon Co-op																			
-On Campus	75	136	83	92	29	51	15	18			202	297	28	40	0	0	228	337	
-Off Campus	1	2	6	13	20	43	9	28			36	84	2	5	0	0	38	88	
-Non-Degree													849	1528	61	130	910	1658	
ST. JEROME'S																			
-General	34	52	31	32	32	28	4	2			101	112	17	101	0	0	118	213	
-Honours	0	0	22	39	15	41	16	19			53	99	6	6	0	0	59	105	
-Hon Co-op																			
-On-Campus	1	1	1	6	1	0	0	1			3	8	0	3	0	0	3	11	
-Off-Campus	0	0	1	0	1	1	0	0			2	1	0	0	0	0	2	1	
-Non-Degree													32	124	6	4	38	128	
RENISSON																			
-General	15	43	15	62	8	56	0	0			38	161	45	168	0	0	83	329	
-Honours	3	12	3	9	3	6	2	5			11	32	1	6	0	0	12	38	
-Non-Degree													20	111	1	6	21	117	
TOTAL	339	647	404	708	345	597	154	240	0	0	1242	2192	1981	4318	68	140	3191	6650	9841

UNIVERSITY OF WATERLOO
DISTRIBUTION OF TOTAL ENROLMENT
UNDERGRADUATE STUDENTS

FACULTY AND PROGRAM	FULL-TIME STUDENTS										FULL-TIME MAKE-UP POST-DEGREE				ALL STUDENTS FACULTY TOTAL				
	I		II		III		IV		V		ALL YEARS		PT-TIME STUDENTS		OR NON-DEGREE		M	F	TOTAL
	M	F	M	F	M	F	M	F	M	F	M	F	M	F					
ENGINEERING																			
-On-Campus	583	74	558	60	293	28	327	44			1739	204	302	40	58	0	2097	244	
-Off-Campus	20	1	288	40	410	50	200	29			918	120	0	0	0	0	918	120	
TOTAL	583	75	844	100	703	76	527	73	0	0	2657	324	302	40	58	0	3015	384	3379
ENVIRONMENTAL STUDIES																			
UNIVERSITY																			
Co-op																			
-On-Campus	0	0	65	41	64	34	48	20			177	95	12	12	0	0	189	107	
-Off-Campus	0	0	2	0	37	14	7	3	39	9	85	28	0	3	0	0	85	29	
Regular																			
-General	27	13	17	13	54	20	31	13	0	0	128	59	144	65	0	0	273	124	
-Honours	144	106	103	50	64	46	85	49	0	0	396	251	28	12	0	0	419	263	
-Non-Degree													61	29	22	13	83	42	
TOTAL	171	119	187	104	219	114	171	85	39	9	787	431	240	121	22	13	1049	585	1614
INDEPENDENT STUDIES																			
-Special Program	10	5	13	10	18	9	0	0			39	24	0	0	0	0	39	24	
TOTAL	10	5	13	10	18	9	0	0			39	24	0	0	0	0	39	24	63

UNIVERSITY OF WATERLOO
DISTRIBUTION OF TOTAL ENROLMENT
UNDERGRADUATE STUDENTS

FACULTY AND PROGRAM	FULL-TIME STUDENTS										FULL-TIME MAKE-UP POST-DEGREE				ALL STUDENTS FACULTY				
	I		II		III		IV		V		ALL YEARS		PT-TIME STUDENTS		OR NON-DEGREE		M	F	TOTAL
	M	F	M	F	M	F	M	F	M	F	M	F	M	F	M	F	M	F	TOTAL
UNIVERSITY																			
Co-op On-Campus																			
- General	0	0	0	0	0	1	24	24			24	25	6	8	0	0	30	33	
- Honours	421	190	323	152	141	81	119	64			1004	487	128	89	0	0	1132	556	
Co-op Off-Campus																			
- General	0	0	0	0	0	0	10	15			10	15	3	0	0	0	13	15	
- Honours	2	1	182	47	227	117	90	42			501	207	5	3	0	0	506	210	
Regular																			
- General	7	2	19	14	42	17	53	33			121	66	87	40	0	0	208	108	
- Honours	61	23	61	39	69	41	89	20			280	123	15	4	0	0	295	127	
- Non-Degree													198	81	12	7	210	88	
ST JEROME'S																			
Co-op																			
- On-Campus	43	22	35	18	5	4	1	0			84	44	2	1	0	0	88	45	
- Off-Campus	0	0	6	5	9	2	0	0			15	7	0	0	0	0	15	7	
Regular																			
- General	0	0	0	1	4	0	1	0			5	1	3	2	0	0	8	3	
- Honours	10	4	4	6	6	1	4	2			24	13	0	2	1	0	25	15	
TOTAL	544	242	630	282	503	264	391	200	0	0	2088	988	447	210	13	7	2528	1205	3733

UNIVERSITY OF WATERLOO
DISTRIBUTION OF TOTAL ENROLMENT
UNDERGRADUATE STUDENTS

FACULTY AND PROGRAM	FULL-TIME STUDENTS										FULL-TIME MAKE-UP POST-DEGREE				ALL STUDENTS FACULTY				
	I		II		III		IV		V		ALL YEARS		PT-TIME STUDENTS		OR NON-DEGREE		M	F	TOTAL
HUMAN KINETICS & LEISURE STUDIES	M	F	M	F	M	F	M	F	M	F	M	F	M	F	M	F	M	F	TOTAL
Co-op																			
-On-Campus	63	128	40	76	21	59	7	37			131	300	14	43	0	0	145	343	
-Off-Campus	1	3	2	2	10	49	7	26			20	80	3	7	0	0	23	87	
Regular																			
-General	0	1	2	9	4	13	11	12			17	35	2	6	0	0	19	41	
-Honours	41	92	45	88	35	91	40	72			161	343	7	20	0	0	168	363	
Non-Degree													42	188	11	33	53	221	
TOTAL	105	224	89	175	70	212	65	147	0	0	329	758	68	264	11	33	408	1055	1463
SCIENCE																			
Optometry	28	32	31	27	29	30	31	29			119	118	0	0	0	0	119	118	
Co-op																			
- On-Campus	127	93	95	39	51	34	78	39			351	205	32	15	0	0	383	220	
- Off-Campus	3	4	31	27	64	26	2	1			100	58	2	2	0	0	102	60	
Regular																			
- General	291	140	107	43	79	29	4	0			481	212	405	234	0	0	886	446	
- Honours	0	0	126	72	150	60	130	63			406	195	18	9	0	0	424	204	
- Non-Degree													358	401	40	24	398	425	
TOTAL	449	269	390	208	373	179	245	132	0	0	1457	788	815	661	40	24	2312	1473	3785
GRAND TOTAL	2201	1581	2557	1587	2229	1451	1553	877	39	9	8579	5505	3753	5614	210	217	12542	11336	23878

GRADUATE ENROLMENT

Table No. 2
November 1, 1985
Page 8

UNDERGRADUATE LEVEL ENROLMENT

	Non-Degree Undergraduate				Qualifying				Total				Total Undergraduate Level	
	FT		PT		FT		PT		FT		PT		M	F
	M	F	M	F	M	F	M	F	M	F				
<u>HUMAN KINETICS & LEISURE STUDIES</u>														
Health Studies														
Kinesiology					1	1			1	1			1	1
Recreation & Leisure Studies														
TOTAL	0	0	0	0	1	1	0	0	1	1	0	0	1	1
<u>MATHEMATICS</u>														
Actuarial Science			17	4							17	4	17	4
Applied Mathematics														
Combinatorics & Optimization														
Computer Science					1	1			1	1			1	1
Pure Mathematics					1				1				1	
Statistics					4				4				4	
TOTAL	0	0	17	4	6	1	0	0	6	1	17	4	23	5
<u>SCIENCE</u>														
Biology					1				1				1	
Chemistry					1				1				1	
Earth Sciences					3	1			3	1			3	1
Physics					1				1				1	
Physiological Optics														
TOTAL	0	0	0	0	6	1	0	0	6	1	0	0	6	1
GRAND TOTAL	1	0	17	4	22	6	0	5	23	6	17	9	40	15

GRADUATE ENROLMENT

FALL 1985

Table No. 2
November 1, 1985
Page 9

GRADUATE LEVEL ENROLMENT

	Non-Deg Grad				Masters				MPhil/Dipl				1 of 3 Yr PhD				PhD				Total				Total Graduate Level	
	FT		PT		FT		PT		FT		PT		FT		PT		FT		PT							
	M	F	M	F	M	F	M	F	M	F	M	F	M	F	M	F	M	F	M	F	M	F	M	F	M	F
<u>ARTS</u>																										
Economics					19		2	1													19		2	1	21	1
English					13	19	3	11	2	3	3	3									15	22	6	14	21	36
French					1	3	2	3													1	3	2	3	3	6
German			1		5	7		1							3	6			1		8	13	1	2	9	15
History	1			1	8	18	6	4	2		1	1			7	2	4				18	20	11	6	29	26
Philosophy					7	4			1						20		7				28	4	7		35	4
Political Science					9	4															9	4			9	4
Psychology		1	2	3	7	17	4	2			4	7			24	49	5	7			35	74	11	12	46	86
Russian					2	2															2	2			2	2
Sociology					1	9	1	2			1				9	4	5	3			10	14	6	5	16	19
TOTAL	1	1	3	4	72	83	18	24	5	3	4	4	4	8	0	0	63	61	21	11	145	156	46	43	191	199
<u>ENGINEERING</u>																										
Chemical	1				22	6	27	2							29	3	3	1			52	9	30	3	82	12
Civil	1		1		35	6	12								20	1	2				56	7	15		71	7
Electrical					40	1	13								27		3				67	1	16		83	1
Management Sciences			1	1	12	5	78	10							8	4	2				20	9	81	11	101	20
Mechanical			4		35	4	45	1							22	1	4				57	5	53	1	110	6
Systems Design	1				17	4	1	2							18	4					36	8	1	2	37	10
TOTAL	3	0	6	1	161	26	176	15	0	0	0	0	0	0	0	0	124	13	14	1	288	39	196	17	484	56
<u>ENVIRONMENTAL STUDIES</u>																										
Geography			1		15	17	4	1							9	5	3	1			24	22	8	2	32	24
Planning			2		26	17	8	4							12	6	3	3			38	23	13	7	51	30
TOTAL	0	0	3	0	41	34	12	5	0	0	0	0	0	0	0	0	21	11	6	4	62	45	21	9	83	54

GRADUATE ENROLMENT

FALL 1985

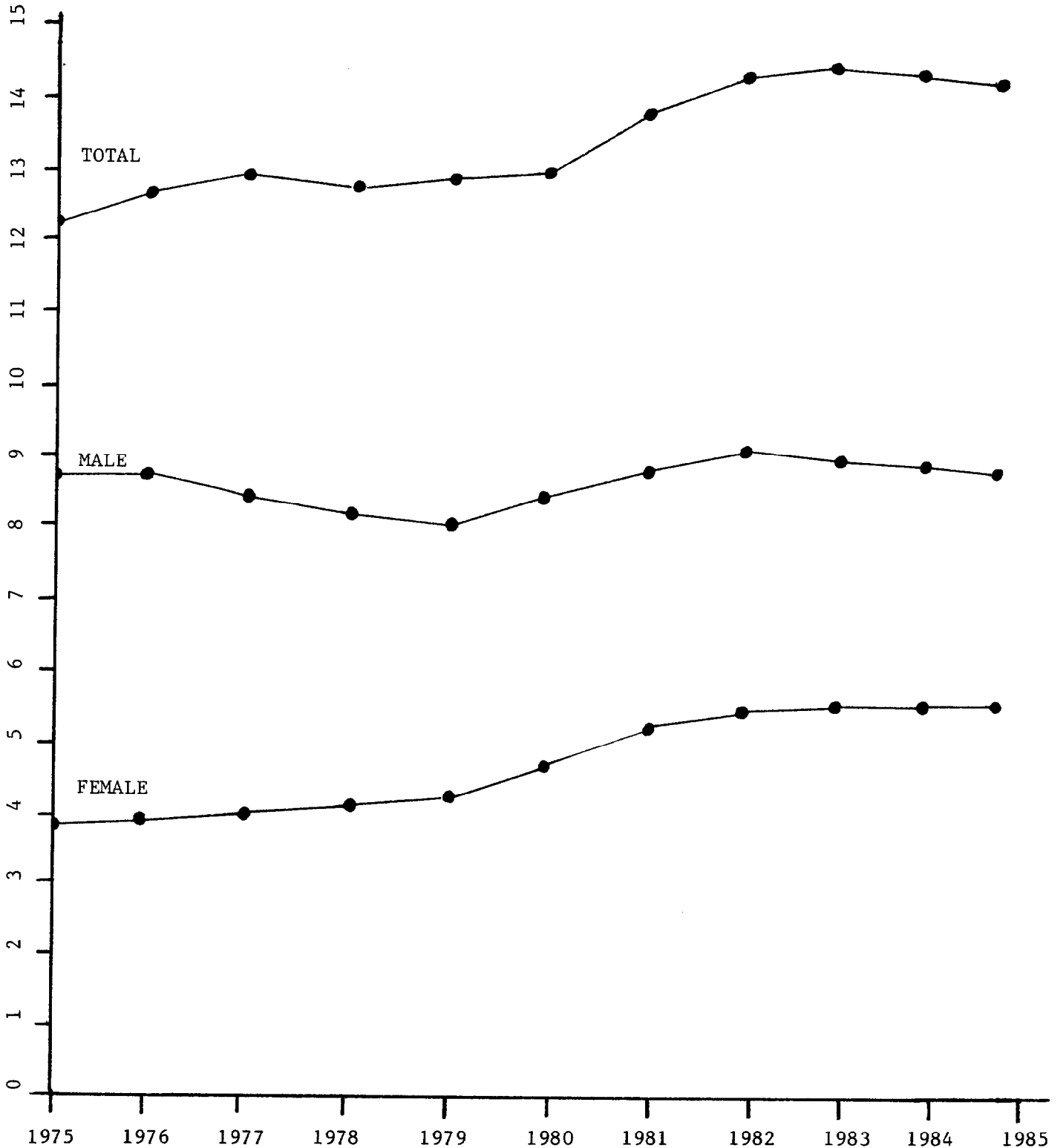
Table No. 2
November 1, 1985
Page 10

GRADUATE LEVEL ENROLMENT

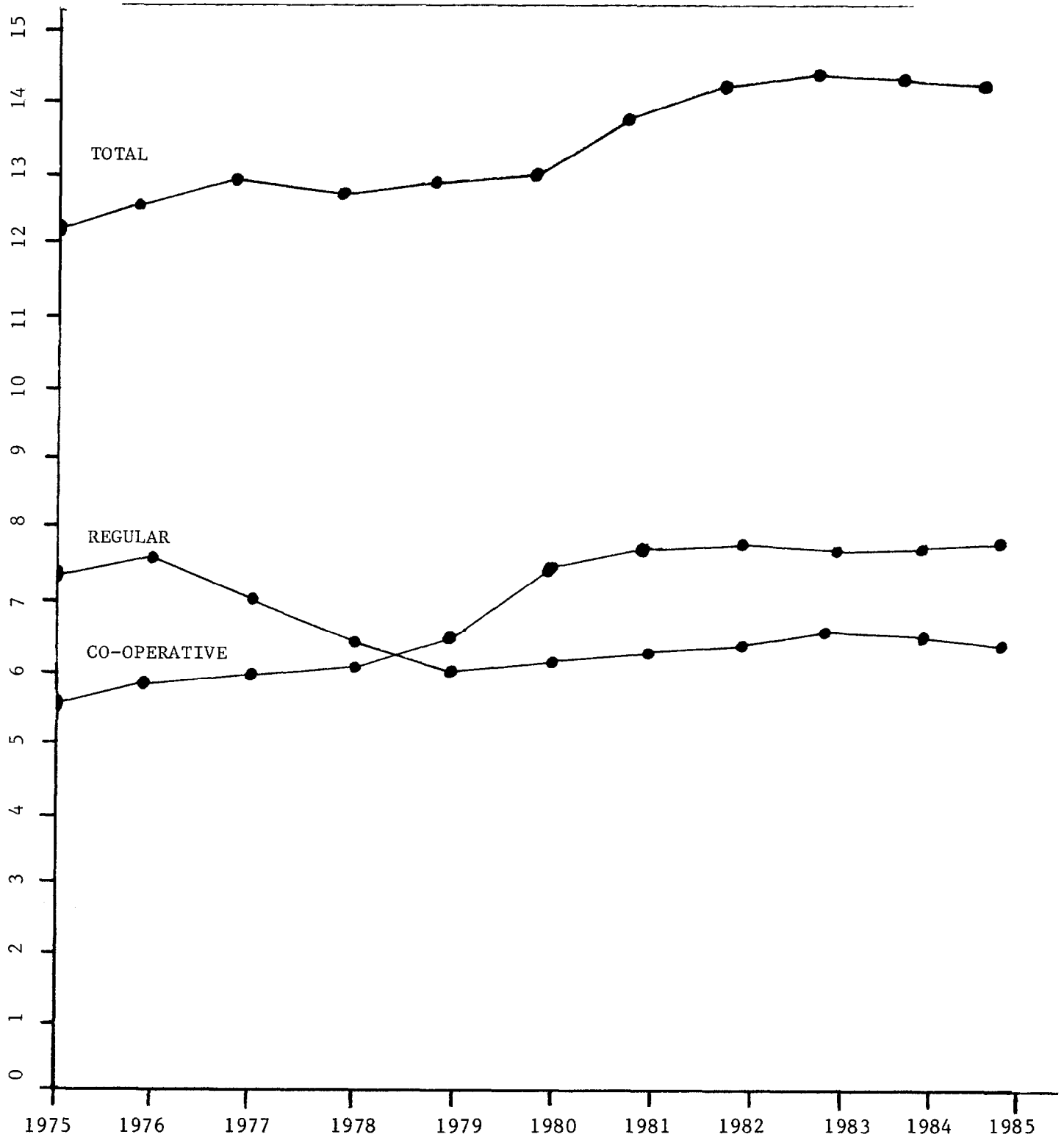
	Non-Deg Grad				Masters				MPhil/Dipl				1 of 3 Yr PhD				PhD				Total				Total Graduate Level	
	FT		PT		FT		PT		FT		PT		FT		PT		FT		PT		FT		PT		M	F
	M	F	M	F	M	F	M	F	M	F	M	F	M	F	M	F	M	F	M	F	M	F	M	F		
<u>HUMAN KINETICS & LEISURE STUDIES</u>																										
Health Studies					1	9	1	3													1	9	1	3	2	12
Kinesiology	1	1			13	14	4	2					12	5	1	3	26	20	5	5	31	25				
Recreation & Leisure Studies					9	8	3	3									9	8	3	3	12	11				
TOTAL	1	1	0	0	23	31	8	8	0	0	0	0	0	0	0	0	12	5	1	3	36	37	9	11	45	48
<u>MATHEMATICS</u>																										
Actuarial Science			31	10	1																1		31	10	32	10
Applied Mathematics					8	1	1		1				7	2			16	3	1		17	3				
Combinatorics & Optimization					7	1	1		1				11	2	1		19	3	2		21	3				
Computer Science					71	10	2	1			1		44	8	7		115	19	9	1	124	20				
General Mathematics							2												2		2					
Pure Mathematics					7								6				13				13					
Statistics					8	4	1	1					7	7		1	15	11	1	2	16	13				
TOTAL	0	0	31	10	102	16	7	2	2	0	0	0	0	1	0	0	75	19	8	1	179	36	46	13	225	49
<u>SCIENCE</u>																										
Biology				1	30	18	3	1					28	8	4		58	26	7	2	65	28				
Chemistry				1	17	11	2						26	8	4		43	19	6	1	49	20				
Earth Sciences	1				41	18	5	1					13	3	2	1	55	21	7	2	62	23				
Physics					21	1							16				37	1			37	1				
Physiological Optics						3		1					2		1		2	3	1	1	3	4				
TOTAL	1	0	0	2	109	51	10	3	0	0	0	0	0	0	0	0	85	19	11	1	195	70	21	6	216	76
GRAND TOTAL	6	2	43	17	508	241	231	57	7	3	4	4	4	9	0	0	380	128	61	21	905	383	339	99	1,244	482

NOTE: 11 additional full-time students were enrolled in the Master of Accounting program, Faculty of Arts in Spring 1985.

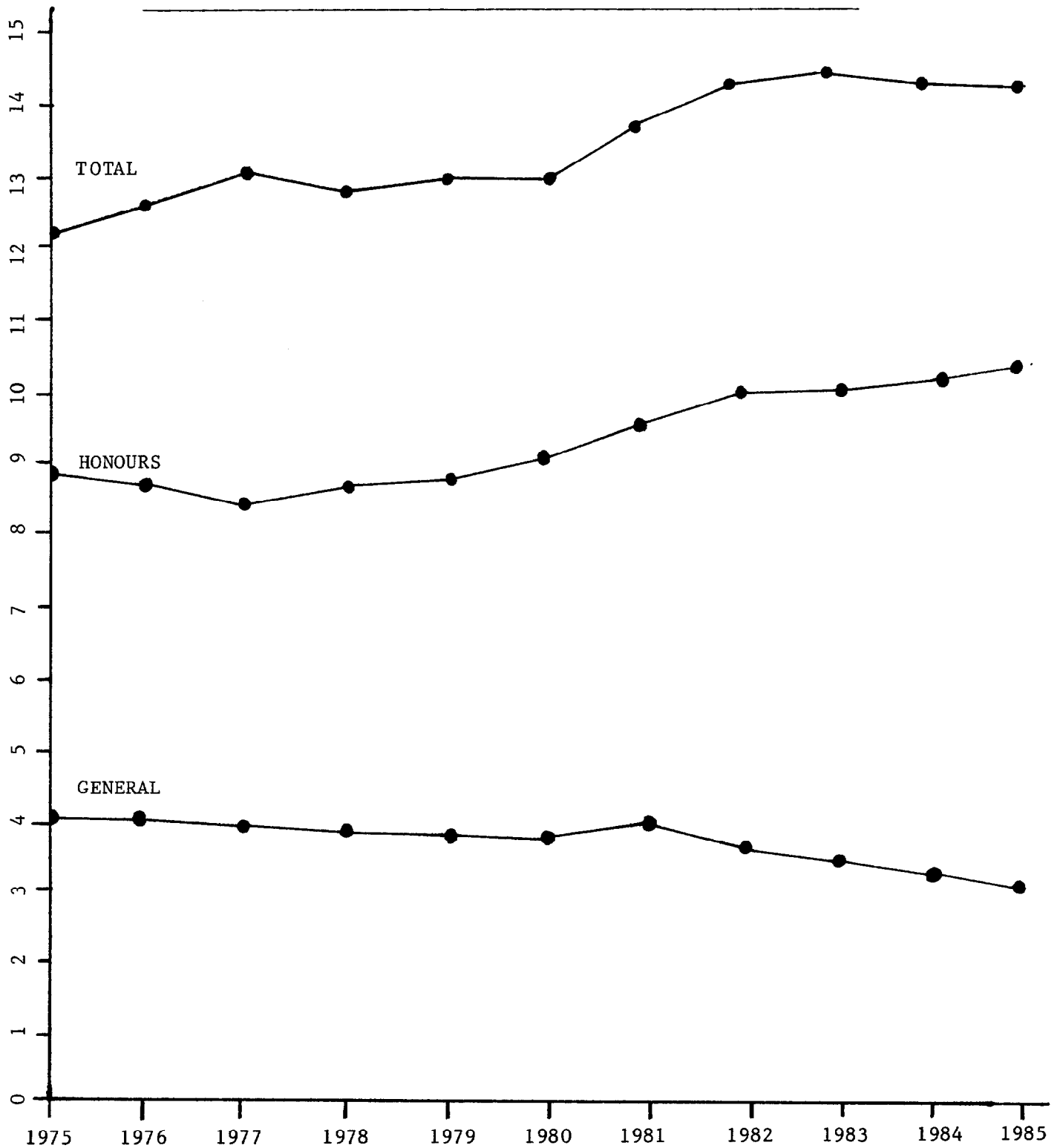
UNIVERSITY OF WATERLOO
(including Church Colleges and Off-Campus Students)
FULL-TIME UNDERGRADUATE ENROLMENT
COMPARING MALE & FEMALE STUDENTS
TO TOTAL ENROLMENT
1975 TO 1985



UNIVERSITY OF WATERLOO
(including Church Colleges and Off-Campus Students)
FULL-TIME UNDERGRADUATE ENROLMENT
COMPARING CO-OPERATIVE AND REGULAR PROGRAMS
TO TOTAL ENROLMENT
1975 TO 1985



UNIVERSITY OF WATERLOO
(including Church Colleges and Off-Campus Students)
FULL-TIME UNDERGRADUATE ENROLMENT
COMPARING HONOURS & GENERAL PROGRAMS
TO TOTAL ENROLMENT
1975 TO 1985



UNIVERSITY OF WATERLOO
DISTRIBUTION OF FULL-TIME UNDERGRADUATE STUDENTS - REGULAR PROGRAMS
(including Church Colleges and Off-Campus Students)

NUMBER OF STUDENTS	FALL 1975		FALL 1976		FALL 1977		FALL 1978		FALL 1979		FALL 1980		FALL 1981		FALL 1982		FALL 1983		FALL 1984		FALL 1985	
	M	F	M	F	M	F	M	F	M	F	M	F	M	F	M	F	M	F	M	F	M	F
Arts	1194	1483	1265	1572	1128	1427	1080	1316	1005	1299	1038	1308	1078	1468	1086	1524	1070	1603	1040	1708	999	1802
Engineering	-	-	-	-	-	-	-	-	-	-	-	-	-	-	-	-	-	-	-	-	-	-
Environmental Studies	800	375	715	386	660	378	627	390	641	392	602	367	604	391	624	387	677	375	627	341	525	310
Independent Studies	53	27	47	28	53	31	41	23	50	36	45	37	50	40	55	38	61	25	55	38	38	24
Mathematics	673	355	930	395	673	369	803	373	700	342	737	372	678	357	642	311	616	302	488	247	430	203
H.K. & L.S.	274	351	224	366	210	378	207	418	185	397	195	354	168	371	166	375	171	376	196	393	178	378
Science	1152	321	1152	346	1098	353	940	326	904	374	821	375	842	392	854	365	930	425	957	484	1006	525
TOTAL	4346	2912	4333	3093	4022	2936	3698	2846	3485	2840	3438	2813	3420	3019	3427	3000	3525	3106	3383	3211	3177	3242
TOTAL F.T. UNDERGRADS	8859	3855	8978	4220	8727	4243	8580	4359	8522	4502	8819	4754	8962	5156	9073	5262	8986	5307	8886	5485	8579	5505

UNIVERSITY OF WATERLOO
DISTRIBUTION OF FULL-TIME UNDERGRADUATE STUDENTS - REGULAR PROGRAMS
(including Church Colleges and Off-Campus Students)

PERCENTAGE OF STUDENTS	FALL 1975		FALL 1976		FALL 1977		FALL 1978		FALL 1979		FALL 1980		FALL 1981		FALL 1982		FALL 1983		FALL 1984		FALL 1985	
	M	F	M	F	M	F	M	F	M	F	M	F	M	F	M	F	M	F	M	F	M	F
Arts	44.6	55.4	44.6	55.4	44.1	55.9	45.1	54.9	43.6	56.4	44.2	55.8	42.3	57.7	41.6	58.4	36.2	63.8	37.9	62.1	35.7	64.3
Engineering	-	-	-	-	-	-	-	-	-	-	-	-	-	-	-	-	-	-	-	-	-	-
Environmental Studies	67.9	32.1	64.9	35.1	63.6	36.4	61.7	38.3	62.1	37.9	62.1	37.9	60.7	39.3	61.7	38.3	64.4	35.6	64.8	35.2	62.9	37.1
Independent Studies	66.3	33.7	62.7	37.3	63.1	36.9	64.1	35.9	58.1	41.9	54.9	45.1	55.6	44.4	59.1	40.9	70.9	29.1	59.1	40.9	61.9	38.1
Mathematics	71.1	28.9	70.2	29.8	70.3	29.7	68.3	31.7	67.2	32.8	66.5	33.5	65.5	34.5	67.4	32.6	67.1	32.9	66.4	33.6	67.9	32.1
H.K. & L.S.	43.8	56.2	38.0	62.0	35.7	64.3	33.1	66.9	31.8	68.2	35.5	64.5	31.2	68.8	28.9	71.1	31.3	68.7	33.3	66.7	32.0	68.0
Science	78.2	21.8	78.9	21.1	75.7	24.3	74.3	25.7	70.7	29.3	68.6	31.4	68.2	31.8	49.4	50.6	68.6	31.4	66.4	33.6	65.7	34.3
TOTAL	59.9	40.1	58.3	41.7	57.8	42.2	56.5	43.5	55.1	44.9	55.0	45.0	53.1	46.9	49.4	50.6	51.0	49.0	51.2	48.8	49.5	50.5
% OF TOTAL	49.1	75.6	48.3	73.3	46.1	69.2	43.1	65.3	40.9	63.1	39.0	58.2	38.2	58.6	36.4	56.4	39.2	58.5	37.8	58.8	37.0	58.9

UNIVERSITY OF WATERLOO
DISTRIBUTION OF FULL-TIME UNDERGRADUATE STUDENTS - CO-OPERATIVE PROGRAMS
(including Church Colleges and Off-Campus Students)

NUMBER OF STUDENTS	FALL 1975		FALL 1976		FALL 1977		FALL 1978		FALL 1979		FALL 1980		FALL 1981		FALL 1982		FALL 1983		FALL 1984		FALL 1985	
	M	F	M	F	M	F	M	F	M	F	M	F	M	F	M	F	M	F	M	F	M	F
Arts	3	5	13	11	17	21	48	57	73	80	125	185	126	206	140	239	156	282	188	339	243	390
Engineering	2852	88	2853	120	2702	145	2745	185	2788	185	2902	223	2886	249	2904	288	2868	294	2871	327	2857	324
Environmental Studies	185	32	215	53	216	72	202	88	192	90	228	116	225	128	251	137	232	130	225	111	282	121
Independent Studies	-	-	-	-	-	-	-	-	-	-	-	-	-	-	-	-	-	-	-	-	-	-
Mathematics	1162	469	1236	531	1249	609	1338	673	1442	781	1481	827	1646	909	1645	931	1589	881	1611	883	1638	786
H.K. & L.S.	193	297	171	341	175	370	138	368	125	377	120	403	112	424	121	415	111	400	133	394	151	380
Science	318	49	357	71	348	90	411	142	417	149	525	187	547	221	585	252	505	214	495	220	451	289
TOTAL	4513	940	4645	1127	4705	1307	4882	1513	5037	1682	5381	1941	5542	2137	5646	2282	5461	2201	5523	2254	5402	2289
TOTAL F.T. UNDERGRADS	8859	3855	8978	4220	8727	4243	8580	4359	8522	4502	8819	4754	8962	5156	9073	5262	8986	5307	8886	5465	8579	5505

UNIVERSITY OF WATERLOO
DISTRIBUTION OF FULL-TIME UNDERGRADUATE STUDENTS - CO-OPERATIVE PROGRAMS
(including Church Colleges and Off-Campus Students)

PERCENTAGE OF STUDENTS	FALL 1975		FALL 1976		FALL 1977		FALL 1978		FALL 1979		FALL 1980		FALL 1981		FALL 1982		FALL 1983		FALL 1984		FALL 1985	
	M	F	M	F	M	F	M	F	M	F	M	F	M	F	M	F	M	F	M	F	M	F
Arts	-	-	-	-	44.7	55.3	45.7	54.3	47.7	52.3	40.3	59.7	38.0	62.0	37.4	62.6	35.8	64.4	35.7	64.3	38.4	61.6
Engineering	86.8	3.2	95.7	4.3	84.9	5.1	93.7	6.3	88.8	6.2	82.9	7.1	92.1	7.9	91.0	9.0	90.7	9.3	90.0	10.0	89.1	10.9
Environmental Studies	85.3	14.7	80.2	19.8	75.0	25.0	69.7	30.3	68.1	31.9	66.3	33.7	63.7	36.3	64.7	35.3	64.1	35.9	67.0	33.0	68.4	31.6
Independent Studies	-	-	-	-	-	-	-	-	-	-	-	-	-	-	-	-	-	-	-	-	-	-
Mathematics	71.2	28.8	69.9	30.1	67.2	32.8	66.5	33.5	64.9	35.1	64.2	35.8	64.4	35.6	63.8	36.2	64.3	35.7	65.1	34.9	67.6	32.4
H.K. & L.S.	39.4	60.6	33.4	66.6	32.1	67.9	27.3	72.7	24.9	75.1	22.9	77.1	20.9	78.1	22.6	77.4	21.7	78.3	25.2	74.8	28.4	71.6
Science	86.8	13.4	83.4	16.6	79.4	20.6	74.3	25.7	73.7	26.3	73.7	26.3	71.2	28.8	69.9	30.1	70.2	29.8	69.2	30.8	63.2	36.8
TOTAL	82.8	17.2	80.5	19.5	78.3	21.7	76.3	23.7	75.2	24.8	73.5	26.5	72.2	27.8	70.6	29.4	71.3	28.7	71.0	29.0	70.5	29.5
% OF TOTAL	50.9	24.4	51.7	28.7	53.9	30.8	56.9	34.7	59.1	36.9	61.0	40.8	61.8	41.4	62.0	44.8	60.8	41.5	61.9	38.1	60.9	39.1

UNIVERSITY OF WATERLOO
DISTRIBUTION OF FULL-TIME UNDERGRADUATE STUDENTS - GENERAL PROGRAMS
(including Church Colleges and Off-Campus Students)

NUMBER OF STUDENTS	FALL 1975		FALL 1976		FALL 1977		FALL 1978		FALL 1979		FALL 1980		FALL 1981		FALL 1982		FALL 1983		FALL 1984		FALL 1985	
	M	F	M	F	M	F	M	F	M	F	M	F	M	F	M	F	M	F	M	F	M	F
Arts	752	965	828	1042	766	972	712	918	706	907	818	925	822	1028	782	1064	725	1108	734	1167	669	1215
Engineering	-	-	-	-	-	-	-	-	-	-	-	-	-	-	-	-	-	-	-	-	-	-
Environmental Studies	128	48	116	56	108	48	81	52	72	31	94	32	108	58	153	93	184	85	166	78	129	59
Independent Studies	53	27	47	28	53	31	41	23	50	36	45	37	50	40	55	38	61	25	55	38	39	24
Mathematics	749	388	890	440	965	521	924	548	891	579	856	590	780	561	587	412	429	303	232	188	160	107
H.K. & L.S.	11	4	6	2	11	3	8	6	13	15	17	17	25	28	26	31	20	35	29	41	17	35
Science	599	160	642	170	614	181	513	168	500	186	424	168	515	193	493	187	524	186	514	214	481	212
TOTAL	2292	1592	2529	1738	2517	1756	2279	1715	2232	1754	2254	1768	2300	1908	2096	1825	1943	1740	1730	1724	1495	1652
TOTAL F.T. UNDERGRADS	8859	3855	8978	4220	8727	4243	8580	4359	8522	4502	8819	4754	8962	5156	9073	5282	8986	5307	8886	5465	8579	5505

UNIVERSITY OF WATERLOO
DISTRIBUTION OF FULL-TIME UNDERGRADUATE STUDENTS - GENERAL PROGRAMS
(including Church Colleges and Off-Campus Students)

PERCENTAGE OF STUDENTS	FALL 1975		FALL 1976		FALL 1977		FALL 1978		FALL 1979		FALL 1980		FALL 1981		FALL 1982		FALL 1983		FALL 1984		FALL 1985	
	M	F	M	F	M	F	M	F	M	F	M	F	M	F	M	F	M	F	M	F	M	F
Arts	43.8	56.2	44.3	55.7	44.1	55.9	43.7	56.3	43.8	56.2	46.9	53.1	44.4	55.6	42.4	57.6	39.6	60.4	38.6	61.4	35.5	64.5
Engineering	-	-	-	-	-	-	-	-	-	-	-	-	-	-	-	-	-	-	-	-	-	-
Environmental Studies	72.7	27.3	67.4	32.6	69.2	30.8	60.9	39.1	69.9	30.1	74.6	25.4	65.1	34.9	62.2	37.8	68.4	31.6	68.8	31.4	68.8	31.4
Independent Studies	66.3	33.7	62.7	37.3	63.1	36.9	64.1	35.9	58.1	41.9	54.9	45.1	55.6	44.4	59.1	40.9	70.9	29.1	59.1	40.9	61.9	38.1
Mathematics	65.9	34.1	66.9	33.1	64.9	35.1	62.8	37.2	60.8	39.4	59.2	40.8	58.2	41.8	58.8	41.2	58.6	41.4	55.2	44.8	58.9	40.1
H.K. & L.S.	73.3	26.7	75.0	25.0	78.6	21.4	57.1	42.9	46.4	53.6	50.0	50.0	47.2	52.8	45.6	54.5	36.4	63.6	41.4	58.6	32.7	67.3
Science	78.9	21.1	79.1	20.9	77.2	22.8	75.3	24.7	72.9	27.1	71.6	28.4	72.7	27.3	72.5	27.5	73.8	26.2	70.6	29.4	69.4	30.6
TOTAL	59.0	41.0	59.3	40.7	77.2	22.8	57.1	42.9	56.0	44.0	56.0	44.0	54.7	45.3	53.5	46.5	52.8	47.2	50.1	49.9	47.5	52.5
% OF TOTAL	25.9	41.3	28.2	41.2	28.6	41.4	26.6	39.3	26.2	39.0	25.6	37.2	25.7	37.0	23.1	34.7	21.6	32.8	19.5	31.5	17.4	30.0

UNIVERSITY OF WATERLOO
DISTRIBUTION OF FULL-TIME UNDERGRADUATE STUDENTS - HONOURS PROGRAMS
(including Church Colleges and Off-Campus Students)

NUMBER OF STUDENTS	FALL 1975		FALL 1976		FALL 1977		FALL 1978		FALL 1979		FALL 1980		FALL 1981		FALL 1982		FALL 1983		FALL 1984		FALL 1985	
	M	F	M	F	M	F	M	F	M	F	M	F	M	F	M	F	M	F	M	F	M	F
Arts	445	523	450	541	379	476	416	455	372	472	345	568	382	646	444	699	501	779	494	880	573	977
Engineering	2652	88	2653	120	2702	145	2745	185	2788	185	2902	223	2888	249	2904	288	2868	294	2871	327	2867	324
Environmental Studies	857	362	814	383	768	402	748	426	761	451	736	451	721	461	722	431	725	420	686	376	658	372
Independent Studies	-	-	-	-	-	-	-	-	-	-	-	-	-	-	-	-	-	-	-	-	-	-
Mathematics	1266	436	1276	486	1157	457	1217	498	1251	544	1362	609	1544	705	1700	830	1776	880	1867	922	1908	881
H. K. & L. S.	456	644	389	705	374	745	337	780	297	759	298	740	255	767	261	759	262	741	300	746	312	723
Science	871	210	867	247	830	262	838	300	821	337	922	394	874	420	946	430	911	453	938	490	976	578
TOTAL	6567	2263	6449	2482	6210	2487	6301	2644	6290	2748	6565	2985	6662	3248	6977	3437	7043	3567	7156	3741	7084	3853
TOTAL F.T. UNDERGRADS	8859	3855	8978	4220	8727	4243	8580	4359	8522	4502	8819	4754	8962	5156	9073	5262	8986	5307	8886	5485	8579	5505

UNIVERSITY OF WATERLOO
DISTRIBUTION OF FULL-TIME UNDERGRADUATE STUDENTS - HONOURS PROGRAMS
(including Church Colleges and Off-Campus Students)

PERCENTAGE OF STUDENTS	FALL 1975		FALL 1976		FALL 1977		FALL 1978		FALL 1979		FALL 1980		FALL 1981		FALL 1982		FALL 1983		FALL 1984		FALL 1985	
	M	F	M	F	M	F	M	F	M	F	M	F	M	F	M	F	M	F	M	F	M	F
Arts	46.2	53.8	45.4	54.6	44.3	55.7	47.8	52.2	44.1	55.9	37.8	62.2	37.2	62.8	38.8	61.2	39.1	60.9	38.0	64.0	37.0	63.0
Engineering	96.8	3.2	95.7	4.3	94.9	5.1	93.7	6.3	93.8	6.2	92.2	7.1	92.1	7.9	91.0	9.0	90.7	9.3	89.8	10.2	89.1	10.9
Environmental Studies	70.3	29.7	68.0	32.0	65.6	34.4	63.7	36.3	62.8	37.2	62.0	38.0	61.0	39.0	62.6	37.4	63.3	36.7	64.6	35.4	63.8	36.1
Independent Studies	-	-	-	-	-	-	-	-	-	-	-	-	-	-	-	-	-	-	-	-	-	-
Mathematics	74.7	25.3	72.4	27.6	71.7	28.3	71.0	29.0	69.7	30.3	69.1	30.9	68.7	31.3	67.2	32.8	66.9	33.1	66.9	33.1	68.4	31.6
H.K. & L.S.	41.5	58.5	35.6	64.4	33.4	66.6	30.2	69.8	28.1	71.9	28.7	71.3	25.0	75.0	25.6	74.4	26.1	73.9	28.7	71.3	30.1	69.9
Science	80.6	19.4	77.8	22.2	76.0	24.0	73.6	26.4	70.9	29.1	70.1	29.9	67.5	32.5	68.8	31.2	66.8	33.2	65.7	34.3	62.9	37.1
TOTAL	74.4	25.6	72.2	27.8	71.4	28.6	70.4	29.6	69.6	30.4	68.7	31.3	67.2	32.8	67.0	33.0	66.4	33.6	65.7	34.3	64.8	35.2
% OF TOTAL	74.1	58.7	71.8	58.8	71.2	59.6	73.4	60.7	73.8	61.0	74.4	62.8	74.3	63.0	76.9	65.9	76.4	67.2	80.5	68.4	82.6	70.0



CHURCH COLLEGES

ST. JEROME'S COLLEGE	1975-76	1976-77	1977-78	1978-79	1979-80	1980-81	1981-82	1982-83	1983-84	1984-85	1985-86
Year I	158	140	153	107	114	213	134	123	182	187	185
Year II	122	137	121	145	95	105	158	110	130	148	185
Year III	118	117	117	117	120	92	91	121	107	111	131
Year IV	36	41	48	52	50	44	29	35	53	42	49
TOTAL	434	435	439	421	379	454	410	389	472	488	530
RENISON COLLEGE											
Year I	41	42	28	33	45	44	56	53	85	73	58
Year II	36	24	48	31	46	49	54	58	58	72	82
Year III	23	32	18	38	33	36	33	47	47	54	67
Year IV	5	7	3		1	3	3	2	2	1	6
TOTAL	105	105	97	102	125	132	146	160	170	200	213

ARTS - REGULAR

	1975-76	1976-77	1977-78	1978-79	1979-80	1980-81	1981-82	1982-83	1983-84	1984-85	1985-86
Year I	738	872	754	724	727	756	803	817	551	628	483
Year II - General	328	343	343	292	298	361	406	450	471	443	375
- Honours	235	209	189	191	165	157	183	213	222	183	178
- Hon Psych	116	92	74	68	62	56	101	75	82	92	84
	679	644	606	551	525	574	690	738	775	718	617
Year III- General	332	367	330	319	285	278	255	285	361	383	322
- Honours	150	171	156	146	129	105	136	157	181	184	192
- Hon Psych	48	79	62	56	40	37	43	54	47	62	55
	528	617	548	521	454	420	434	496	589	609	569
Year IV - General	-	-	-	-	-	-	28	22	32	48	84
- Honours	150	143	148	119	115	94	71	81	99	119	148
- Hon Psych	48	43	53	42	37	35	22	36	45	44	48
	198	186	201	161	152	129	121	139	176	211	258
TOTAL	2141	2319	2109	1957	1858	1879	2048	2190	2091	2166	1907

ARTS - CO-OP

	1978			1979			1980			1981			1982			1983			1984			1985		
	W	S	F	W	S	F	W	S	F	W	S	F	W	S	F	W	S	F	W	S	F	W	S	F
YEAR IA									99			63			60	1		104	2	1	161	2		207
IB										99	2		53	1	6	89	3	1	94	4		115	47	2
YEAR IIA	2	3	63	7	8	58	6	8	80	3	9	117	8	16	103	27	9	92	18	12	110	21	25	151
IIB	1	23		7	46	6	30	39	7	25	58	6	14	79	20	49	73	11	18	63	13	13	72	20
YEAR IIIA	11	2	12	21	1	25	49	7	33	30	11	21	44	7	41	61	21	54	64	23	28	55	14	23
IIIB	2		11	3	7	20		14	37	11	15	29	3	10	35	15	29	54	14	21	66	12	18	53
YEAR IVA	1		2	2	3	6	8	6	9	7	22	17	15	19	5	11	17	19	29	28	28	20	41	24
IVB				1			8		9	10	2	7	33	2	11	22		12	32	3	28	51	1	8
TOTAL	17	28	88	41	65	115	101	74	274	185	119	260	171	134	281	275	152	347	271	155	434	289	218	488

Table No. 4
Page 25

ENGINEERING

YEAR IA	1975			1976			1977			1978			1979			1980			1981			1982			1983			1984			1985			
	W	S	F	W	S	F	W	S	F	W	S	F	W	S	F	W	S	F	W	S	F	W	S	F	W	S	F	W	S	F				
Civil																					178			116			124			116				
Electrical																					151			151			188			83				
Elect/Comp																														81				
Geological																						28			28			20			18			
Mechanical																					160			160			187			137				
Sub Total																					515			459			507			436				
General			535			531			510			536			519			626		503			515			459			507			436		
Chemical			109			107			107			113			98			127		116			118			111			127			108		
Systems			63			69			77			84			70			80		87			90			81			93			88		
YEAR 1B			707			707			694			733			687			833		706			723			651			727			634		
Civil																									81	78	59	57	61	61				
Electrical																								91	77	88	78	67	86					
Geological																								27		21		20						
Mechanical																								93	76	82	88	87	88					
Sub Total																								292	231	250	224	265	245					
General	350	275		337	241		296	244		281	226		346	198		263	242		326	282		301	242											
Chemical	70	47		75	37		64	40		59	47		59	42		43	64		66	58		66	50			57	53	47	46	66	56			
Systems		86			58			70			67			74			66			77			89				88		87		96			
YEAR IIA	420	408		412	336		360	354		340	340		405	314		306	372		392	417		387	381		349	373	287	357	331	397				
Chemical	28		61	35		60	29		47	30		58	49		51	39		48	54		66	56		57	50		52	49		40	36	57		
Civil	38		109	66		109	67		120	75		78	55		66	30		59	26		72	43		62	48		84	55		58	62	67		
Electrical	75		107	66		114	58		102	82		109	88		149	71		117	98		126	110		127	106		93	80		89	75			
Elect/Comp																																		82
Geological																									24								17	
Mechanical	51		104	84		95	82		88	89		83	90		131	71		106	91		115	118		93	96		102	71		91	78	84		
Systems	69			76			54			67			60			70			57			89			90	102	91		91		80			
	281		381	347		378	290		357	343		326	342		397	281		330	326		379	396		363	390		351	346		285	331		317	

ENGINEERING

YEAR IIB	1975			1976			1977			1978			1979			1980			1981			1982			1983			1984			1985													
	W	S	F	W	S	F	W	S	F	W	S	F	W	S	F	W	S	F	W	S	F	W	S	F	W	S	F	W	S	F														
Chemical		41	30		59	39		65	26		40	30		51	44		46	39		45	43		87	45		54	50		50	48	1	37	29											
Civil		96	32		84	81		96	80		98	88		72	56		50	30		52	27		87	42		59	48		89	51		48	49											
Electrical		105	50		88	58		93	52		95	74		87	88		124	73		105	89		114	94	1	120	100		95	84		80	88											
Geological																																												
Mechanical		65	40		82	64		74	73		96	78		75	78		125	67		106	89		101	100		99	91		101	70		72	70											
Systems			55			50			40			59			53			58			45			71			90			84			87											
		307	207		313	290		328	251		329	309		285	319		345	267		308	293		349	352	1	352	377		330	335		1	250	298										
YEAR IIIA																																												
Chemical		36	24		40	25		54	30		62	25		45	26		51	44		46	40			43		67	44		53	52		50	48											
Civil		87	45		90	39		80	68		98	87		106	64		77	55		47	27		55	28		88	41		59	43		67	51											
Electrical		63	53		87	86		82	54		93	50		92	65		88	80		118	71		105	78		109	87		108	83		102	82											
Geological																																												
Mechanical		62	51		65	39		80	65		78	52		91	70		81	78		108	64		108	84		102	93		90	83		101	87											
Systems			58			51			48			39			53			54			58			45			70			87			80											
		228	231		282	220		296	263		329	233		334	278		297	309		319	258		288	279		346	335		330	358		336	326											
YEAR IIIB																																												
Chemical			38		23		40		22		52		30		56		24		42		28		54		38		43		39		45		43		87		42		55		47		47	
Civil		47		60		45		91		41		77		56		81		62		96		82		79		52		50		25		53		27		85		44		81		45		64
Electrical		45		68		43		82		49		76		43		78		39		83		58		91		74		103		69		99		75		110		84		104		88		96
Geological																																												
Mechanical		45		51		49		68		37		77		82		79		51		84		65		82		75		107		84		111		82		105		89		87		81		98
Systems		52				55				55				51		38				38		52				55				56				45			89			86				
		189		215		215		261		204		282		242		294		214		305		265		306		294		303		253		308		272		347		328		327		347		318

ENGINEERING

YEAR IVA	1975			1976			1977			1978			1979			1980			1981			1982			1983			1984			1985		
	W	S	F	W	S	F	W	S	F	W	S	F	W	S	F	W	S	F	W	S	F	W	S	F	W	S	F	W	S	F			
Chemical	32	19		37			33	23		39	24		50	32		55	23		44	28		54	38		45	45		63	43		51	48	
Civil	72	42		59	53		55	36		81	43		78	56		84	62		92	65		77	50		46	30		59	42		59	45	
Electrical	59	42		48	39		69	47		81	52		74	43		75	46		73	60		87	69		99	71		104	87		107	89	
Geological																																20	
Mechanical	54	54		72	51		50	43		63	42		65	65		80	51		77	67		83	70		111	83		105	89		86	81	
Systems		54			54			54			44			50			38			54			58			48			87			88	
	217	211		216	197		207	203		244	205		267	246		294	220		288	274		301	283		301	275		331	328		303	370	
YEAR IVB																																	
Chemical	56			30			57			60			83			74			70			92			80			87			108		
Civil	112			109			91			124			131			138			162			128			71			78			103		
Electrical	96			88			109			112			112			116			131			158			167			164			188		
Mechanical	112			114			99			98			131			124			142			153			167	1		184			180	1	
Systems	54			51			55			44			50			37			53			56			58			45			67		
	430			392			411			438			507			487			548			585			541	1		558			656	1	
TOTAL	1528	1163	1721	1648	1085	1833	1581	1152	1787	1892	1146	1889	1802	1144	1954	1636	1320	1956	1879	1269	1955	1889	1310	2029	1899	1361	2002	1859	1376	2012	2002	1276	1936

ENVIRONMENTAL STUDIES - REGULAR

	1975-76	1976-77	1977-78	1978-79	1979-80	1980-81	1981-82	1982-83	1983-84	1984-85	1985-86
Year I											
- Geography	189	137	118	149	141	156	156	148	169	116	99
- Man-Environment	93	76	82	72	73	51	71	95	76	89	48
- Planning	68	57	58	83	77	77	75	79	87	83	62
	350	270	256	304	291	284	302	322	332	248	207
Year II											
- Geography - Gen	57	68	55	48	34	53	70	54	47	76	28
- Geography - Hon	98	89	53	54	89	55	55	51	70	48	45
- Man-Environment	45	81	65	70	50	64	54	59	57	50	37
- Planning	65	67	67	68	70	71	66	72	82	60	63
	265	305	240	240	243	243	245	236	256	232	173
Year III											
- Geography - Gen	81	77	86	68	57	81	52	72	75	93	73
- Geography - Hon	76	74	76	51	53	48	48	42	43	32	39
- Man-Environment	39	41	62	41	51	39	41	35	37	42	33
- Planning	52	64	60	66	59	61	56	59	63	70	33
	248	256	284	226	220	207	197	208	218	237	178
Year IV											
- Geography - Gen	-	-	-	-	-	-	23	18	53	56	43
- Geography - Hon	59	67	59	57	53	38	42	37	29	35	32
- Man-Environment	27	31	42	48	35	48	41	40	31	33	31
- Planning	58	52	66	59	66	61	63	58	56	61	67
	144	150	167	164	154	147	189	153	169	185	173
TOTAL	1007	981	947	934	908	881	913	919	975	902	731

ENVIRONMENTAL STUDIES
GEOGRAPHY & MAN-ENVIRONMENT - CO-OP

YEAR IB	1978			1979			1980			1981			1982			1983			1984			1985			
	W	S	F	W	S	F	W	S	F	W	S	F	W	S	F	W	S	F	W	S	F				
Man-Env																						11			
YEAR IIA																									
Geography			38	1	3	33	2		38	2		33		1	34	3		31	2	1	23	2		35	
Man-Env																					1	1		9	
YEAR IIB																									
Geography		23		4	27	2	1	28	4	1	36	3	2	33	3	9	18	2	4	20	3	2	20	2	
Man-Env																			3		1	1	1	2	
YEAR IIIA																									
Geography	28			19	2	1	30	2	2	27	2	4	31	1	3	28	4	6	16		3	22		2	
Man-Env																					1		1	1	
YEAR IIIB																									
Geography		28			1	19		2	21	6	2	25	5		36	1	2	27	7	2	19	3		21	
Man-Env																						1		3	
YEAR IVA																									
Geography		21	4	3	20	2	2	16	1	9	13	5	4	21	6	9	17	8	5	12	10	4	9	7	
Man-Env																							1		
YEAR IVB																									
Geography					22			20		1	17	1	1	16		2	18		1	28		3	19		1
Man-Env																								1	
TOTAL	28	44	68	49	53	57	55	48	67	62	54	71	58	56	84	68	41	73	65	37	63	66	32	84	

ARCHITECTURE
PRE-PROFESSIONAL

	1975			1976			1977			1978			1979			1980			1981			1982			1983			1984			1985		
	W	S	F	W	S	F	W	S	F	W	S	F	W	S	F	W	S	F	W	S	F	W	S	F	W	S	F	W	S	F			
YEAR IA			66			70			72			73			81			76			80			81			70			60			61
IB	68			66			70			72			72			80			75			81			76			59			58		
YEAR IIA			58			60			59			65		2	1	78		1		61		1	1	76		1	3	67		1	53		55
IIB		57			50			45			45			80			1	51	2	1	65	1	2	58	3		68	1	2	64	1		53
YEAR IIIA	40			50			54			38			48			52		1	51	3	5			3	56			3	64		1	60	1
IIIB			42			53			54			39			43	2		55		1	54			3	56	2	2	82		73	1		48
TOTAL	108	57	166	116	50	183	124	45	185	108	45	177	118	80	192	137	52	212	128	69	201	140	60	219	135	73	203	125	65	188	119	53	183

PROFESSIONAL

YEAR IVA		41			38		45		29		37		36		44		50		2		51		50		1	56					
IVB			40			29		41		31		39		1	35		44		48		51		48		50		31	20			
YEAR VA	33		26		39		27		36		28		29		38	4	33		2	43	1	38		38		35					
VB		33		25		32		29		31		27		1	32		30	3	3	40		42									
TOTAL	33	74	66	25	72	81	45	88	29	29	67	31	37	65	27	37	65	32	44	82	34	53	86	40	53	91	43	50	69	56	58

INDEPENDENT STUDIES

	1975-76	1976-77	1977-78	1978-79	1979-80	1980-81	1981-82	1982-83	1983-84	1984-85	1985-86
YEAR I	27	32	32	18	34	36	41	44	30	46	15
YEAR II	23	15	24	20	30	26	31	30	27	21	23
YEAR III	25	28	27	26	22	20	18	15	28	26	24
TOTAL	75	75	83	64	86	82	90	89	85	93	62

MATHEMATICS - REGULAR

	1975-76	1976-77	1977-78	1978-79	1979-80	1980-81	1981-82	1982-83	1983-84	1984-85	1985-86
Year I - General	107	142	97	88	74	43	5	1	6	3	6
- Honours	248	263	209	237	190	190	193	101	112	98	77
	355	405	306	325	264	233	198	102	118	101	83
Year II - General	149	165	183	152	152	162	126	77	58	26	24
- Honours	172	184	136	99	88	102	141	188	102	110	89
	321	349	319	251	240	264	267	265	160	136	113
Year III- General	140	152	203	195	166	169	157	133	104	74	49
- Honours	115	133	124	84	72	53	56	97	154	93	108
	255	285	327	279	238	222	213	230	258	167	157
Year IV - General	93	110	104	118	102	103	128	103	98	97	80
- Honours	121	102	95	109	65	68	64	102	126	141	104
	214	212	199	227	167	171	192	205	222	238	184
TOTAL	1145	1251	1151	1082	909	890	870	802	758	642	537

MATHEMATICS - COOP

	1975			1976			1977			1978			1979			1980			1981			1982			1983			1984			1985					
	W	S	F	W	S	F	W	S	F	W	S	F	W	S	F	W	S	F	W	S	F	W	S	F	W	S	F	W	S	F						
Year IA			479			462			523			545			705			689			752	2	7	710	1		582			1	588	4		588		
IB	168	263		187	253		134	301		182	303		210	308		240	384		231	397		247	409	7	231	411	5	222	315	2	234	315	9			
Year IIA																																				
- General	92		83	140		94	133		102	184		95	159		83	137		96	154		68	90		3	33	27		2	2							
- Honours	135		111	102		106	104		83	103		87	144		129	161		148	192		161	282		7	228	306		10	228	339		12	234	280	11	245
	227		194	242		200	237		185	267		192	303		212	298		244	346		229	372		10	261	333		12	230	339		12	234	280	11	245
Year IIB																																				
- General		85	100		105	96		99	116		124	146		131	128		102	128		131	158		83	71	7	28	33	1	1							
- Honours		87	103		98	109		105	73		70	80		82	107		123	108		131	120		158	220	6	236	245	11	211	293	18	213	231			
	152	203		203	205		204	189		194	226		213	233		225	236		262	278		241	291		13	264	278	12	212	293	18	213	231			
Year IIIA																																				
- General	27	52		55	97		71	140		78	151		86	175		101	150		87	149		105	188	19	85	68	11	32	37	1	1					
- Honours	91	109		78	88		85	85		78	84		55	83		65	113		93	103		100	124	10	134	218	22	185	245	21	168	285	20			
	118	161		133	185		158	225		152	235		141	258		166	263		180	252		205	292	29	219	284	33	217	282	22	167	285	20			
Year IIIB																																				
- General	22	38		45	102		60	128		78	111		99	132		111	136		88	122		100	14	133	120	22	67	82	7	33	40	1	1			
- Honours	44	110		66	81		67	89		58	95		52	62		58	81		86	114		90	13	113	103	12	175	183	21	216	165	29	181			
	66	148		111	183		127	217		136	208		151	194		189	217		175	236		190	27	248	223	34	242	225	28	249	205	30	192			
Year IVA																																				
- General		16	13		25	51		74	80		96	108		113	105		127	128		127	113		12	108	99	11	131	121	20	68	81	11	34	40		
- Honours		51	68		73	98		66	92		68	78		76	68		57	64		89	98		12	95	92	5	111	98	15	162	159	29	184	164		
	87	79		98	149		140	172		164	186		189	173		184	192		196	211		24	201	191	16	242	219	35	230	220	40	228	204			
Year IVB																																				
- General	23			30			73			101			145			155			206			194	7	9	178	13	20	210	18	20	114	13	8			
- Honours	110			105			186			124			125			124			108			136	7	10	173	13	15	207	11	30	281	37	18			
	133			135			209			225			270			279			314			330	14	19	349	26	35	417	29	50	405	50	28			
TOTAL	712	643	1103	808	739	1199	863	870	1286	982	896	1355	1075	968	1517	1152	1056	1578	1248	1107	1708	1370	1201	1754	1385	1273	1624	1467	1109	1658	1339	1132	1523			

HUMAN KINETICS & LEISURE STUDIES - REGULAR

	1975-76	1976-77	1977-78	1978-79	1979-80	1980-81	1981-82	1982-83	1983-84	1984-85	1985-86
Year I											
- Dance	9	24	15	19	16	8	20	34	22	19	7
- Kinesiology	102	74	73	73	55	48	50	45	68	58	60
- Recreation	49	37	33	55	39	36	45	34	27	49	40
- Health	14	17	4	18	25	35	30	26	24	14	24
	174	152	125	165	135	127	145	139	141	140	131
Year II											
- Dance	9	15	14	19	9	17	9	14	21	17	11
- Kinesiology	111	100	93	88	77	85	70	74	70	84	70
- Recreation	34	44	35	36	47	34	30	44	41	28	33
- Health	7	10	20	12	24	34	31	34	31	26	23
	161	169	162	157	157	150	140	166	163	155	137
Year III											
- Dance	5	9	11	9	11	10	13	12	9	17	14
- Kinesiology	94	92	96	78	73	75	50	58	68	86	76
- Recreation	26	35	37	30	37	32	22	24	29	31	30
- Health	7	11	13	15	17	29	28	28	23	29	21
	132	147	157	132	138	146	113	122	129	163	141
Year IV											
- Dance	5	4	9	13	6	7	2	6	6	6	8
- Kinesiology	112	83	83	104	83	67	72	51	48	64	82
- Recreation	34	24	30	39	31	33	32	28	24	31	22
- Health	4	6	10	14	17	14	27	23	25	23	19
	155	117	132	170	137	121	133	108	103	124	131
TOTAL	622	585	576	624	567	544	531	535	536	582	540

HUMAN KINETICS & LEISURE STUDIES - COOP

YEAR IA	1975			1976			1977			1978			1979			1980			1981			1982			1983			1984			1985		
	W	S	F	W	S	F	W	S	F	W	S	F	W	S	F	W	S	F	W	S	F	W	S	F	W	S	F	W	S	F			
- Health Studies			15			7			18			12			11			24			17			22			24			20			14
- Kinesiology			88			84			92			85			93			99			103			79	1		71			90			83
- Recreation			68			49			87			60			77			64			70			77			68			72	1		80
			171			140			175			157			181			187			190			178	1		163			182	1		187
YEAR IB																																	
- Health Studies	11			12			6			13			12			11			26			15			17	1		21			18		1
- Kinesiology	84			74			80			85			81			78			91			93		2	75		1	70		2	82		3
- Recreation	55			60			42			54			52			70			60			63	4	1	70	1	1	65		1	68		1
	150			146			128			152			145			159			177			171	4	3	162	2	2	156		3	168		5
YEAR IIA																																	
- Health Studies			8			14	1		9			11			14	2		12	1	2	17	1	1	11			11	1		14	1		13
- Kinesiology	1		68			65	2		61	2	1	71	2		40	2	2	80	4	2	57	2	2	71	3	1	52	1	6	54	3		40
- Recreation	3		48			57	2		39			45	4		48			61	7	5	59	6	4	50	10	3	51	1	3	51	2	3	52
	4		124			136	5		109	2	1	127	8		102	4	4	133	12	9	133	11	7	132	13	4	114	3	9	119	6	3	105
YEAR IIB																																	
- Health Studies	2			1	5	1			12	4	7		2	3			10		3	9	1		10	2	5	7	3	1	6	2	4		9
- Kinesiology	56			1	66	2			92	4	39		8	51	3	1	35	3	9	40	3		42	1	8	53	3	5	33	2	8	48	2
- Recreation	53			3	37	1			42	2	22		4	35	2	2	34	5	8	48	7		36	6	5	31	13	8	43	4	7	40	6
	111			5	108	4			146	10	68		14	89	5	3	79	8	20	97	11		88	9	18	91	19	14	82	8	19	95	8

HUMAN KINETICS & LEISURE STUDIES - COOP

YEAR IIIA	1975			1976			1977			1978			1979			1980			1981			1982			1983			1984			1985										
	W	S	F	W	S	F	W	S	F	W	S	F	W	S	F	W	S	F	W	S	F	W	S	F	W	S	F	W	S	F											
- Health Studies	4						7			10			7			6			2	1	1	11	1	2	8	1	4	7	1	4	5		2								
- Kinesiology	38			48		2	57		5	47		1	37		1	5	44		2	13	21		7	24		5	34		2	5	46		10	27		6					
- Recreation	38			40		2	34		5	40		2	22		2	6	25		3	3	36		7	44		2	38		4	8	33		5	7	32		7	5			
	80			86		4	98		10	97		3	86		3	11	75		5	18	59		15	79		8	80		7	17	86		6	21	64		7	13			
YEAR IIIB																																									
- Health Studies			3						9			10			9		1	5	4	1	4	2		8	3		9	4	2	5	6	2	5	8	2	5					
- Kinesiology			29		4	42			57		4	49		2	5	37		6	3	38		8	4	21		8	3	24	12	4	33	6	1	41	10	2	28				
- Recreation			31		1	38			29		6	2	35		5	5	19		2	2	25		7	3	32		7		44	4	3	36	9	8	29	6	4	30			
			63		5	80			95		10	2	94		7	10	85		8	6	68		19	8	57		17	3	78	19	7	78	19	11	75	22	8	63			
YEAR IVA																																									
- Health Studies					2	1		2		5	2		9	3	2	4	3		1	3		2	3	1	5	2	4	6	3	3	3	1	2	3	1	2					
- Kinesiology		30	6		24	8		37	9	8	38	21	4	33	6	10	17	10	6	26	12	9	17	4	6	18	10	15	22	2	12	27	8	12	27	8					
- Recreation		19	10		22	12		28	15	5	21	12	8	20	5	5	13	5	5	22	5	9	20	8	9	20	8	14	34	5	16	24	6	11	19	14					
		49	16		48	21		67	24	13	64	35	12	62	14	17	34	18	12	51	17	20	40	13	25	54	19	37	49	11	28	47	24								
YEAR IVB																																									
- Health Studies							2		2			6		9		9		4		1		3		3		2	2	5	1	4	7	1	2								
- Kinesiology	25			30			32		31	1		36	2	4		36	6	11	25	1	6		32	5	5	21		4	28	5	6	28	7	7							
- Recreation	24			22			29		15	3		19	1	12		19	4	3	18	1	5		23	2	6	25	7	12	18	3	11	27	8	10							
	49			52			63		48	4		61	3	16		64	10	14	47	2	12		58	7	11	49	9	18	49	9	21	62	16	19							
TOTAL	283	180	374	289	161	385	284	223	403	332	142	413	311	167	384	330	138	444	346	171	435	356	157	438	367	174	430	364	166	440	368	178	424								

SCIENCE - REGULAR

	1975-76	1976-77	1977-78	1978-79	1979-80	1980-81	1981-82	1982-83	1983-84	1984-85	1985-86
Year I	497	556	507	356	387	330	381	367	431	406	431
Year II - General	122	138	147	167	128	134	189	159	135	194	133
- Honours	182	150	164	110	128	157	81	100	167	181	177
	304	288	311	277	256	291	270	259	302	375	310
Year III - General	110	93	112	119	126	84	104	105	110	101	98
- Honours	145	152	126	121	108	113	121	116	114	177	204
	255	245	238	240	234	197	225	221	224	278	302
Year IV - General	23	21	27	34	36	39	28	36	29	19	4
- Honours	147	134	137	120	118	96	84	108	120	112	188
	170	155	164	154	154	135	110	144	149	131	192
TOTAL	1226	1244	1220	1027	1031	953	986	991	1106	1190	1235

OPTOMETRY

Year I	-	-	-	-	-	61	60	59	60	60	61
Year II	58	60	60	60	60	-	57	60	60	59	58
Year III	57	60	58	60	60	60	-	59	61	60	59
Year IV	59	58	57	57	58	61	61	-	57	61	60
Year V	52	58	58	57	58	55	59	60	-	-	-
TOTAL	226	236	231	234	236	237	237	238	238	240	238

* Optometry students shown as Year I have completed at least one year of University.

SCIENCE - CO-OP

YEAR IIIA	1975			1976			1977			1978			1979			1980			1981			1982			1983			1984			1985				
	W	S	F	W	S	F	W	S	F	W	S	F	W	S	F	W	S	F	W	S	F	W	S	F	W	S	F	W	S	F					
Biology															14		1	27			17			28	1	1	22	9	1	24	8	8			
Biol & Chem																									1	11	2	1	11	5	1				
Chemistry	16	11		12	18		29	11		32	12		38	15		30	21	1	34	17	4	34	19	5	32	18	2	27	17		21	10	4		
Earth Science	23			11			16			16			23			33			28		2	38	1	2	44			28		2	12		1		
Physics	8	13		21	15		18	8			18		1	14			17	2	1	34			1	17	2		20	2		29		3	31	2	
	47	24		44	31		61	19		48	28		62	29		77	38	4	88	51	6	88	37	9	104	39	8	86	57	4	71	54	14		
YEAR IIIB																																			
Biology																		9			25					28	1		18		19		24		
Biol & Chem																																			
Chemistry	14		21	23		21	12		28	17	1	28	14	2	39	16	1	25	20		28	21	2	27	22	1	25	18	1	24	18	1	19		
Earth Science			22			19			17	2		14			19	2		32			22	2		35	1	1	41	3		18		2	13		
Physics						1				8		1	15			14			14			32			18	1		21			28	1	2		
	14		43	23		41	12		45	27	1	43	29	2	58	32	1	66	34		75	55	2	77	42	3	92	43	1	67	63	2	71		
YEAR IVA																																			
Biology																					7			24	1		15	2		24				28	
Biol & Chem																																			11
Chemistry			18			32			36			33			37	1		48	5		44	1		43	2		44	4	2	43	2		34		
Earth Science						20			13			13			10			20			31	3		22	6		28	3		41	1		17		
Physics			10			11			14			9			18			13			15	2		27			17			20			25		
			28			63			63			55			63	1		78	5		97	6		116	9		104	9	2	128	3		113		
YEAR IVB																																			
Biology																																			
Chemistry	20			19			31			34			33			38	2	2	45				6		23			14		2	25				
Earth Science						20			12			13			10			20			21			28	1		22		5	30		2	40	1	3
Physics	11			9			11			14			9			16			13				13			27			17			18			
	31			28			62			60			55			64	2	2	78				91		3	114	1	6	102		6	128	1	4	
TOTAL	182	105	290	184	117	340	236	128	357	259	131	489	333	168	446	375	167	591	485	187	646	455	252	670	522	219	591	452	208	601	428	268	558		

DISTRIBUTION OF YEAR 1 CONFIRMED STUDENTS BY GRADE 13 ADMISSION AVERAGE

FACULTY & PROGRAM	100-80.0			89.9-80.0			79.9-75.0			74.9-72.0			71.9-70.0			69.9-65.0			64.9-60.0			59.9-00.0			Non-Gr. 13			TOTAL		
	'83	'84	'85	'83	'84	'85	'83	'84	'85	'83	'84	'85	'83	'84	'85	'83	'84	'85	'83	'84	'85	'83	'84	'85	'83	'84	'85	'83	'84	'85
	'84	'85	'86	'84	'85	'86	'84	'85	'86	'84	'85	'86	'84	'85	'86	'84	'85	'86	'84	'85	'86	'84	'85	'86	'84	'85	'86	'84	'85	'86
ARTS-University-Regular	4	5	4	59	52	57	86	102	89	69	85	69	56	49	45	49	82	44	5	3	2	1	0	29	124	106	93	433	484	412
- Applied St Co-op	1	3	3	37	47	64	15	17	42	2	0	5	1	0	0	0	0	0	0	0	1	0	0	3	5	4	10	61	71	128
- Accountancy St Co-op	8	11	0	45	86	4	0	2	0	0	0	0	0	1	0	0	0	0	0	0	0	0	0	0	3	6	5	56	106	9
- Chartered Accountancy Renison	0	0	10	0	0	42	0	0	0	0	0	0	0	0	0	0	0	0	0	0	0	0	0	0	0	0	3	0	0	55
St. Jerome's	0	0	1	11	24	17	14	12	15	7	12	10	11	11	6	24	10	9	4	1	0	0	0	7	15	18	10	86	88	75
ENGINEERING																														
- Civil	3	8	9	61	60	55	25	26	24	5	4	6	2	1	1	0	0	0	0	0	0	0	0	1	35	40	30	131	137	126
- Electrical	55	68	51	69	74	19	2	2	0	0	0	0	0	0	0	0	0	0	0	0	1	0	0	1	33	37	29	159	181	100
- Mechanical	13	22	13	101	127	86	13	23	8	3	2	1	0	1	0	0	0	0	0	0	0	0	0	2	30	47	31	160	222	141
- Chemical	11	20	13	83	83	69	9	13	7	1	0	2	0	0	1	0	0	0	0	0	0	1	0	0	13	20	18	128	136	110
- Geological	3	2	4	9	7	9	4	7	3	0	0	2	0	0	0	0	0	0	0	0	0	0	0	0	7	8	5	23	22	23
- Systems	38	38	32	34	42	42	0	0	1	0	0	0	0	0	0	0	0	0	0	0	0	0	0	0	10	15	13	82	95	86
- Computer	0	0	36	0	0	26	0	0	0	0	0	0	0	0	0	0	0	0	0	0	0	0	0	1	0	0	4	0	0	67
ENVIRONMENTAL STUDIES																														
- Pre-Prof. Arch	2	5	1	23	14	19	15	14	12	7	5	5	1	2	1	1	1	1	0	0	0	0	0	1	17	18	15	66	59	55
- Planning	1	1	1	12	7	11	10	15	13	10	11	8	8	4	5	22	5	4	3	0	2	1	1	0	26	17	17	93	81	81
- Geography	1	0	0	16	11	10	15	12	10	12	15	12	17	17	9	52	32	18	10	5	3	2	3	7	28	21	14	151	116	83
- Man-Environment	0	0	1	8	6	8	7	12	5	5	11	4	8	3	5	42	16	4	4	2	1	0	0	4	17	22	20	91	72	50
INDEPENDENT STUDIES	0	1	0	1	0	0	0	0	0	0	0	0	0	0	0	0	0	0	0	0	0	1	1	0	3	12	1	5	14	1

NOTE: Students admitted below 60.0 warranted admission due to circumstances relevant to each case.

DISTRIBUTION OF YEAR 1 CONFIRMED STUDENTS BY GRADE 13 ADMISSION AVERAGE

FACULTY & PROGRAM	100-90.0			89.9-80.0			79.9-75.0			74.9-72.0			71.9-70.0			69.9-65.0			64.9-60.0			59.9-00.0			Non-Gr. 13			TOTAL		
	'83	'84	'85	'83	'84	'85	'83	'84	'85	'83	'84	'85	'83	'84	'85	'83	'84	'85	'83	'84	'85	'83	'84	'85	'83	'84	'85	'83	'84	'85
H.K. & L.S.																														
Regular - Kinesiology	0	1	1	8	7	9	8	5	15	11	7	15	10	8	7	15	15	3	0	1	1	0	0	0	18	13	8	88	57	59
- Health	0	0	0	3	6	5	4	2	4	0	0	1	1	1	3	1	0	1	1	1	0	0	0	10	6	6	20	16	20	
- Dance	0	0	0	2	1	1	2	3	0	0	1	1	1	1	0	6	5	1	3	1	1	0	0	0	8	9	3	22	21	7
- Recreation	0	0	0	1	3	1	5	4	1	3	6	4	2	4	3	8	5	18	3	4	2	0	1	2	11	25	7	33	52	36
Co-op - Kinesiology	0	0	1	25	19	40	22	29	41	21	16	9	3	18	0	0	10	0	0	0	1	0	0	0	10	7	6	81	99	98
- Health	1	0	0	8	5	7	5	7	3	2	1	0	2	3	0	1	0	0	0	0	0	0	0	0	4	2	4	23	18	14
- Recreation	0	0	0	7	6	5	6	11	11	14	11	14	3	8	9	18	15	22	8	9	3	1	1	0	19	21	17	78	82	81
MATHEMATICS																														
- Regular	43	33	14	55	59	31	1	11	18	0	0	7	0	0	1	0	0	1	0	0	0	0	0	4	24	27	23	123	130	99
- Co-op	126	100	88	343	321	320	27	84	78	1	5	20	1	0	1	1	0	1	0	0	0	0	5	31	49	46	530	559	559	
- Co-op CA Opt	25	20	16	87	87	83	5	9	18	0	0	1	0	0	0	0	0	0	0	0	0	0	0	7	7	8	124	123	126	
SCIENCE																														
- Regular	11	9	8	73	66	50	67	49	39	82	61	56	36	41	37	94	91	60	8	8	12	2	1	11	49	56	38	402	382	311
- Biology, Coop	2	1	2	9	10	23	18	20	20	10	12	7	4	6	0	0	1	1	0	0	0	0	0	0	5	5	5	48	55	58
- Applied Chemistry	2	0	1	21	23	21	17	20	15	9	13	1	4	5	0	0	3	0	0	0	0	0	0	0	2	8	3	55	70	41
- Appl Earth Science	0	0	0	11	4	7	7	7	6	4	8	5	0	3	1	0	0	1	0	0	0	0	0	0	6	6	3	28	28	23
- Applied Physics	10	7	10	20	19	26	13	13	10	6	4	3	0	4	2	0	2	0	0	0	0	0	1	3	11	5	52	60	57	
- Biol & Chem, Coop	3	2	14	19	27	28	0	12	0	0	0	0	1	0	0	0	0	0	0	0	0	1	5	5	3	28	46	46		
GRAND TOTAL	363	356	334	1275	1313	1196	409	549	495	270	302	273	177	194	143	339	298	197	49	35	29	9	8	81	589	665	514	3480	3720	3262

NOTE: Students admitted below 60.0 warranted admission due to circumstances relevant to each case.
Students in Mathematics confirming through St. Jerome's are included in the figures shown for Mathematics.

UNIVERSITY OF WATERLOO
 FULL-TIME UNDERGRADUATE ENROLMENT IN GENERAL AND HONOURS PROGRAMS
 FACULTY OF ARTS - ON CAMPUS

Year II	UNIVERSITY				ST. JEROME'S				RENISON				TOTAL			
	GEN.		HONS.		GEN.		HONS.		GEN.		HONS.		GEN.		HONS.	
	M	F	M	F	M	F	M	F	M	F	M	F	M	F	M	F
Medieval Studies		1						1				1		1	1	1
Mgt Acctg Studies				1												1
Mgt Acctg/Econ Opt, Coop			4	5											4	5
Music		2						2						2		2
Philosophy	2	2			2		1						4	2	1	
Political Science	5	3	8	9	1		4	1			1	1	6	3	13	11
Political Science, Coop			1												1	
P Sci & Appl St, Coop			4	3											4	3
Political Sci/Admin Studies			1	1											1	1
P Sci/Adm St Opt								1								1
P Sci/Legal St Opt			1	2											1	2
Psychology	11	57	15	53	1	11	7	13	1	1	1	2	13	69	23	68
Psych & Appl St, Coop			2	10				2							2	12
Psych & English, Coop				1												1
Psych & French								1								1
Psych/Legal St Opt				1												1
Psychology & Music				1												1
Religious Studies	1			1			1						1	1		1
Religious St/Pacs Opt			1												1	
Russian	1			1									1			1
Russian & P Sci				1												1
Slavic St & Appl St, Coop				1												1
Social Development Studies							1		10	49		5	10	50		5
Sociology	3	11	4	12	2	2	1	1	1	2			6	15	5	13
Sociology, Coop				1												1
Sociology & Appl St, Coop			1	6											1	6
Sociology/Legal St Opt		2						1						2		1
Spanish			1				1								2	
	156	280	169	267	31	32	23	45	15	62	3	9	202	374	195	321

UNIVERSITY OF WATERLOO
 FULL-TIME UNDERGRADUATE ENROLMENT IN GENERAL AND HONOURS PROGRAMS
 FACULTY OF ARTS - ON CAMPUS

Year III	UNIVERSITY				ST. JEROME'S				RENISON				TOTAL			
	GEN.		HONS.		GEN.		HONS.		GEN.		HONS.		GEN.		HONS.	
	M	F	M	F	M	F	M	F	M	F	M	F	M	F	M	F
Anthropology		2	3	2										2	3	2
Anthropology & Cl St Arts, 3 Yr	38	46		1	10	10			2	10			50	66		1
CA Studies			19	20											19	20
CA Studies/Econ Opt			5	5											5	5
CA Studies/Econ Opt, Coop			8	1											8	1
Classical Civilization, 3 Yr	3				1								4			
Classical Studies			1	2											1	2
Drama & Theatre Arts, 3 Yr		2	3	1			1	1						2	4	2
Economics	27	15	15	14	2					1			29	16	15	14
Economics, 4 Yr	3	9			1								4	9		
Econ & Ap St/Art Adm Sp, Coop				1												1
Economics & French			1												1	
Econ/Legal St Opt, 3 Yr		1												1		
Econ & Appl St, Coop			3	2											3	2
Econ & Math			2												2	
Econ & Sociology			1												1	
Econ/Appl Econ, Coop			8	4											8	4
English	4	16	6	16	1	1	4	16					5	17	10	32
English, 4 Yr	1	2											1	2		
English, Coop			1	10											1	10
English & Appl St, Coop			1	6											1	6
English & Drama & TA								1								1
English & French			1	1											1	1
English & History			2												2	
English & Psych				1												1
Fine Arts	3						1	1					3		1	1
Fine Arts, 4 Yr	2	1											2	1		
Fine Arts & Appl St, Coop				1												1
Fine Arts/Art Hist Opt		3		2										3		2
Fine Arts/Film St Opt	1	1	2										1	1	2	

UNIVERSITY OF WATERLOO
 FULL-TIME UNDERGRADUATE ENROLMENT IN GENERAL AND HONOURS PROGRAMS
 FACULTY OF ARTS - ON CAMPUS

Year IV	UNIVERSITY				ST. JEROME'S				RENISON				TOTAL				
	GEN.		HONS.		GEN.		HONS.		GEN.		HONS.		GEN.		HONS.		
	M	F	M	F	M	F	M	F	M	F	M	F	M	F	M	F	
Economics & Appl St, Coop				1													1
Economics & German			1													1	
Economics & Mgt St				2													2
Economics/Ap Econ, Coop			4	1												4	1
English	2	2	7	14		3	5				1		2	2	10	20	
English, Coop			3	3			1								3	4	
English & Appl St, Coop				3												3	
English & History				1												1	
English & P Sci, Coop				1												1	
English & Psych						1									1		
Fine Arts							1									1	
Fine Arts/Art Hist Opt		2		1									2			1	
Fine Arts/Art Hist&As, Coop				1												1	
Fine Arts/Film St Opt			1												1		
Fine Arts/Studio Opt			2	3											2	3	
French		1		7									1			7	
French & Psych				1												1	
Geography			1			1							1	1			
German				6				1								7	
Ger & Russ/Sci Trnsltn		1											1				
German & Music						1									1		
History	4	1	4	4		5	2			1		4	1	10	6		
History & Appl St, Coop			1											1			
History & P Sci				1												1	
History/ Legal St Opt				1												1	
Medieval Studies				1												1	
Mgt Acctg/Econ Opt			2												2		
Mgt Acctg/Econ Opt, Coop				1												1	
Music		1		1									1			1	

UNIVERSITY OF WATERLOO
 FULL-TIME UNDERGRADUATE ENROLMENT IN GENERAL AND HONOURS PROGRAMS
 FACULTY OF ARTS - ON CAMPUS

Year IV	UNIVERSITY				ST. JEROME'S				RENISON				TOTAL				
	GEN.		HONS.		GEN.		HONS.		GEN.		HONS.		GEN.		HONS.		
	M	F	M	F	M	F	M	F	M	F	M	F	M	F	M	F	
Philosophy	1		2	2	2		1	1						3		3	3
Political Science	1	3	5	3	1		1							2	3	6	3
Political Science, Coop			2													2	
P Sci & Appl St, Coop				1													1
P Sci/Legal St Opt				1													1
P Sci/Admin St			1	1												1	1
P Sci/Pacs Opt				1													1
Psychology		1	7	30			2	5			1			1	10	35	
Psychology, Coop			2	1											2	1	
Psych/E Ch Ed Opt		5		3										5		3	
Psych & Appl St, Coop				1												1	
Psych & English				1												1	
Psych & Fine Arts			1												1		
Psych & Phil			1				1								2		
Religious Studies			2												2		
Religious St & English								1								1	
Russian				1												1	
Slavic Studies			1												1		
Slavic St & Appl St, Coop				1												1	
Social Development St													3			3	
Social Dev St & Rec												1				1	
Sociology			3	6		1		3						1	3	9	
Sociology, Coop				2												2	
Sociology/Legal St Opt		1	1											1	1		
	35	43	88	144	4	2	16	20			2	5	39	45	106	169	

UNIVERSITY OF WATERLOO
 FULL-TIME ENROLMENT IN HONOURS PROGRAMS
 FACULTY OF ENGINEERING

YEAR I	ON-CAMPUS TOTAL HONOURS		OFF-CAMPUS TOTAL HONOURS		GRAND TOTAL ON & OFF CAMPUS HONOURS	
	M	F	M	F	M	F
Chemical Engineering	81	28	4	1	85	29
Civil Engineering	107	11	7		114	11
Electrical Engineering	79	5			79	5
Elec Eng/Comp Eng Opt	79	1	2		81	1
Geological Engineering	15	3	3		18	3
Mechanical Engineering	134	6	4		138	6
Systems Design Engineering	68	20			68	20
	563	74	20	1	583	75
YEAR II						
Chemical Engineering	71	15	34	10	105	25
Civil Engineering	100	10	46	7	146	17
Electrical Engineering	88	1	80	3	148	4
Elec Eng/Comp Eng Opt	77	5			77	5
Geological Engineering	15	2			15	2
Mechanical Engineering	154	11	69	3	223	14
Systems Design Engineering	71	16	59	17	130	33
	556	60	288	40	844	100

UNIVERSITY OF WATERLOO
 FULL-TIME ENROLMENT IN HONOURS PROGRAMS
 FACULTY OF ENGINEERING

YEAR III	ON-CAMPUS TOTAL HONOURS		OFF-CAMPUS TOTAL HONOURS		GRAND TOTAL ON & OFF CAMPUS HONOURS	
	M	F	M	F	M	F
Chemical Engineering	41	8	61	19	102	25
Civil Engineering	58	5	80	4	139	9
Electrical Engineering	90	8	112	8	202	14
Geological Engineering	11	3	9		20	3
Mechanical Engineering	92	6	109	6	201	12
Systems Design Engineering			39	13	39	13
	293	28	410	50	703	78
YEAR IV						
Chemical Engineering	34	15	23	14	57	29
Civil Engineering	43	2	33	7	76	9
Electrical Engineering	87	2	71	5	158	7
Geological Engineering	18	4			16	4
Mechanical Engineering	74	8	72	3	146	11
Systems Design Engineering	73	13	1		74	13
	327	44	200	29	527	73

UNIVERSITY OF WATERLOO
 FULL-TIME UNDERGRADUATE ENROLMENT IN GENERAL AND HONOURS PROGRAMS
 FACULTY OF ENVIRONMENTAL STUDIES - ON CAMPUS

Year III	UNIVERSITY				ST. JEROME'S				RENISON				TOTAL				
	GEN.		HONS.		GEN.		HONS.		GEN.		HONS.		GEN.		HONS.		
	M	F	M	F	M	F	M	F	M	F	M	F	M	F	M	F	
Man-Environment			19	10											19	10	
Man-Env & Mgt St, Coop			1												1		
Man-Env & Biology			2	1											2	1	
Man-Env & Econ			1												1		
Man-Env & French			1												1		
Man-Env & Geography			1	1											1	1	
Man-Env/Biology, Coop				1												1	
Man-Env/Geography, Coop			1												1		
Pre-Architecture, Coop			30	18											30	18	
Urban & Regional Planning			18	16											18	16	
Urban & Regional Planning, Coop			20	4											20	4	
	54	20	128	80										54	20	128	80
Year IV																	
Architecture B, Arch, Coop			41	16											41	16	
Geography (Env)			20	14											20	14	
Geography (Env), 4 Yr	31	13											31	13			
Geography (Env), Coop			6	3											6	3	
Geography (Env) & Math				1												1	
Man-Environment			15	8											15	8	
Man-Environment, Coop			1												1		
Man-Environment & Biology			2	1											2	1	
Man-Environment & Geography			2	2											2	2	
Man-Environment & Recreation			1												1		
Pre-Architecture, Coop				1												1	
Urban & Regional Planning			45	22											45	22	
Urban & Reg Plan/Leg St Opt				1												1	
	31	13	133	69										31	13	133	69

UNIVERSITY OF WATERLOO
 FULL-TIME UNDERGRADUATE ENROLMENT IN GENERAL AND HONOURS PROGRAMS
 FACULTY OF HKLS - ON CAMPUS

Year II	UNIVERSITY				ST. JEROME'S				RENISON				TOTAL				
	GEN.		HONS.		GEN.		HONS.		GEN.		HONS.		GEN.		HONS.		
	M	F	M	F	M	F	M	F	M	F	M	F	M	F	M	F	
Recreation			7	25											7	25	
Recreation, Coop			15	37											15	37	
Recreation & Geography, Coop				2												2	
Recreation & Man-Env, Coop				1												1	
Recreation/Bus Opt			1	3											1	3	
Recreation/Business, Coop			4	1											4	1	
	2	9	85	164										2	9	85	164
Year III																	
Dance [BA]		2		9										2		9	
Dance, [BSC]				4												4	
Health Studies			3	14											3	14	
Health Studies, Coop			1	6											1	6	
Health & Kinesiology				1												1	
Health & Kinesiology, Coop				1												1	
Kinesiology	4	11	26	37									4	11	26	37	
Kinesiology, Coop			15	20											15	20	
Kinesiology & Health			1												1		
Kinesiology & Recreation				1												1	
Kinesiology/Health St			1												1		
Recreation			2	21											2	21	
Recreation, Coop			2	27											2	27	
Recreation & Kinesiology			1												1		
Recreation & Psychology, Coop				1												1	
Recreation/Business, Coop			3	4											3	4	
Recreation/Business Opt			1	4											1	4	
	4	13	56	150									4	13	56	150	

UNIVERSITY OF WATERLOO
 FULL-TIME UNDERGRADUATE ENROLMENT IN GENERAL AND HONOURS PROGRAMS
 FACULTY OF HKLS - ON CAMPUS

Year IV	UNIVERSITY				TOTAL			
	GEN.		HONS.		GEN.		HONS.	
	M	F	M	F	M	F	M	F
Dance (BA)		1		5		1		5
Dance (BSC)				3				3
Health Studies			3	17			3	17
Health Studies, Coop				4				4
Health & Kinesiology				1				1
Kinesiology	11	11	32	28	11	11	32	28
Kinesiology, Coop			3	11			3	11
Recreation & Geography, Coop				2				2
Recreation & Sociology, Coop				1				1
Recreation			4	15			4	15
Recreation, Coop			3	15			3	15
Recreation/Bus, Coop			1	4			1	4
Recreation/Bus Opt			1	2			1	2
Recreation/Legal St Opt				1				1
	11	12	47	109	11	12	47	109

UNIVERSITY OF WATERLOO
 FULL-TIME UNDERGRADUATE ENROLMENT IN GENERAL AND HONOURS PROGRAMS
 FACULTY OF INDEPENDENT STUDIES - ON CAMPUS

Year I	UNIVERSITY				ST. JEROME'S				RENISON				TOTAL				
	GEN.		HONS.		GEN.		HONS.		GEN.		HONS.		GEN.		HONS.		
	M	F	M	F	M	F	M	F	M	F	M	F	M	F	M	F	
Independent Studies	5	3												5	3		
Integrated Studies	5	2												5	2		
	10	5												10	5		
Year II																	
Independent Studies	2	1												2	1		
Integrated Studies	11	9												11	9		
	13	10												13	10		
Year III																	
Integrated Studies	16	9												16	9		
	16	9												16	9		

UNIVERSITY OF WATERLOO
 FULL-TIME UNDERGRADUATE ENROLMENT IN GENERAL AND HONOURS PROGRAMS
 FACULTY OF MATH - ON CAMPUS

Year IV	UNIVERSITY				ST. JEROME'S				RENISON				TOTAL				
	GEN.		HONS.		GEN.		HONS.		GEN.		HONS.		GEN.		HONS.		
	M	F	M	F	M	F	M	F	M	F	M	F	M	F	M	F	
PMeth/CS, Joint			1	1											1	1	
PMeth/CS, Joint Coop			1												1		
PMeth & Music, Coop				1												1	
Statistics			3	2											3	2	
Statistics, Coop			1												1		
Stats/Comp Sci, Coop			1	1											1	1	
Stats/Comp Sci, Joint			2												2		
	77	57	208	84	1		5	2						78	57	213	86

UNIVERSITY OF WATERLOO
 FULL-TIME UNDERGRADUATE ENROLMENT IN GENERAL AND HONOURS PROGRAMS
 FACULTY OF MATH - OFF CAMPUS

YEAR I	UNIVERSITY				ST. JEROME'S				RENISON				TOTAL			
	GEN.		HONS.		GEN.		HONS.		GEN.		HONS.		GEN.		HONS.	
	M	F	M	F	M	F	M	F	M	F	M	F	M	F	M	F
Mathematics, Coop			2	1											2	1
			2	1											2	1
YEAR II																
Actuarial Science, Coop			9	4											9	4
Actuarial & Comp Sci, Coop			1												1	
Applied Math, Coop			2	1											2	1
AMath & Comp Sci, Coop			1												1	
AMath/CS, Joint Coop			23	2											23	2
AMath/Eng Elect, Coop			10												10	
AMath/Phys Elect, Coop				1												1
Combinatorics & Opt, Coop			2												2	
Computer Science, Coop			46	11			2	2							48	13
Comp Sci & Comb & Opt, Coop			1												1	
Comp Sci/Info Sys, Coop			15	2											15	2
Comp Sci/Elec Eng Elect, Coop			19	1											19	1
Mathematics, Coop			25	11			2	1							27	12
Math/Business, Coop			4	1				1							4	2
Meth/Bus (Infosys), Coop			1												1	
Meth/CA, Coop			11	7			2	1							13	8
Meth/Mgt Acctg, Coop			3	3											3	3
Meth/Mgt Acctg (Opt), Coop				1												1
Operations Research, Coop			5	1											5	1
Pure Math, Coop			1												1	
PMath & C&O, Coop				1												1
PMath/CS, Joint Coop			2												2	
Statistics			1												1	
			182	47			6	5							188	52

UNIVERSITY OF WATERLOO
FULL-TIME UNDERGRADUATE ENROLMENT IN GENERAL AND HONOURS PROGRAMS
FACULTY OF MATH - OFF CAMPUS

Year III	UNIVERSITY				ST. JEROME'S				RENISON				TOTAL			
	GEN.		HONS.		GEN.		HONS.		GEN.		HONS.		GEN.		HONS.	
	M	F	M	F	M	F	M	F	M	F	M	F	M	F	M	F
Actuarial Science, Coop			13	6											13	6
Actuarial & Comp Sci, Coop			2												2	
Actuarial Sci & Stats, Coop				1												1
Applied Math, Coop			14	2											14	2
AMath/CS, Joint Coop			15	5											15	5
AMath/Eng Elect, Coop			9												9	
Combinatorics & Opt, Coop			4	2											4	2
Comb & Opt & Comp Sci, Coop			2												2	
Computer Science, Coop			52	22			3								55	22
Comp Sci & Comb & Opt, Coop			5	1											5	1
Comp Sci & PMath, Coop			1												1	
Comp Sci & Stats, Coop			1												1	
Comp Sci & French, Coop			1												1	
Comp Sci/Info Syst, Coop			25	12			1								26	12
Comp Sci/Elec Eng Elect, Coop			22				1								23	
Mathematics, Coop			12	9			2								14	9
Math/Bus, Coop			2	7				1							2	8
Math/Bus (Infosys), Coop			10	16				1							10	17
Math/Bus (Opt), Coop				5												5
Math/Bus (Stat), Coop			1												1	
Math/CA, Coop			4	7											4	7
Math/CA (Opt), Coop				2												2
Math/CA (Infosys), Coop			4	1											4	1
Math/Mgt Acctg (Inf), Coop			1												1	
Math/Mgt Acctg (Opt), Coop			1	1											1	1
Math/Mgt Acctg, Coop			4	1											4	1
Math/Tchg, Coop			2	4			2								4	4
Math & French, Coop			1												1	
Operations Research, Coop			12	11											12	11
PMath/CS, Joint Coop			3												3	
Statistics, Coop			4	2											4	2
			227	117			9	2							236	119

UNIVERSITY OF WATERLOO
FULL-TIME UNDERGRADUATE ENROLMENT IN GENERAL AND HONOURS PROGRAMS
FACULTY OF SCIENCE - ON CAMPUS

Year I	UNIVERSITY				ST. JEROME'S				RENISON				TOTAL				
	GEN.		HONS.		GEN.		HONS.		GEN.		HONS.		GEN.		HONS.		
	M	F	M	F	M	F	M	F	M	F	M	F	M	F	M	F	
Applied Chemistry, Coop			21	19											21	19	
Applied Earth Sci/Geol, Coop			13	7											13	7	
Applied Earth Sci/Geoph, Coop				1												1	
Applied Physics, Coop			48	7											48	7	
Biochemistry, Coop			25	23											25	23	
Biology, Coop			20	36											20	36	
* Optometry			28	32											28	32	
Science, First Year	291	140												291	140		
	291	140	155	125										291	140	155	125
Year II																	
Applied Chemistry, Coop			29	6											29	6	
Applied Earth Sci/Geol, Coop			9	4											9	4	
Applied Earth Sci/Geoph, Coop			3												3		
Applied Physics, Coop			40	2											40	2	
Biochemistry, Coop			7	11											7	11	
Biochemistry			13	14											13	14	
Biology			14	15											14	15	
Biology, Coop			7	15											7	15	
Biology & Chemistry, Coop				1												1	
Biology & Man-Env			1												1		
Chemistry			14	6											14	6	
Chemistry/Math Opt			2												2		
Chemistry/Phys Opt			2												2		
Earth Sciences			4	1											4	1	
Earth Sciences/Geography			2												2		
Optometry			31	27											31	27	
Physics			28	1											28	1	
Psychology [Science]			1	1											1	1	
Science & Business			6	3											6	3	

* Optometry students shown as Yr I have completed at least one year of University

UNIVERSITY OF WATERLOO
 FULL-TIME UNDERGRADUATE ENROLMENT IN GENERAL AND HONOURS PROGRAMS
 FACULTY OF SCIENCE - ON CAMPUS

Year IV	UNIVERSITY				ST. JEROME'S				RENISON				TOTAL			
	GEN.		HONS.		GEN.		HONS.		GEN.		HONS.		GEN.		HONS.	
	M	F	M	F	M	F	M	F	M	F	M	F	M	F	M	F
Science, Program 1			29	8											29	8
Science, Program 2			5	10											5	10
Science, Program 3			6	2											6	2
Science, Program 4			3												3	
Science, Program 5			5												5	
	4		239	131										4	239	131

UNIVERSITY OF WATERLOO
 FULL-TIME UNDERGRADUATE ENROLMENT IN GENERAL AND HONOURS PROGRAMS
 FACULTY OF SCIENCE - OFF CAMPUS

Year I	UNIVERSITY				ST. JEROME'S				RENISON				TOTAL				
	GEN.		HONS.		GEN.		HONS.		GEN.		HONS.		GEN.		HONS.		
	M	F	M	F	M	F	M	F	M	F	M	F	M	F	M	F	
Applied Chemistry, Coop				1													1
Applied Earth Sci/Geol, Coop				1													1
Applied Earth Sci/Geoph, Coop			1												1		
Biochemistry, Coop			1												1		
Biology, Coop			1	2											1	2	
			3	4											3	4	
Year II																	
Applied Chemistry, Coop			15	4											15	4	
Applied Earth Sci/Geol, Coop			1												1		
Biochemistry, Coop			9	10											9	10	
Biology, Coop			6	13											6	13	
			31	27											31	27	
Year III																	
Applied Chemistry, Coop			17	1											17	1	
Applied Earth Sci/Geol, Coop			8	3											8	3	
Applied Earth Sci/Geoph, Coop			3												3		
Applied Physics, Coop			26	3											26	3	
Biochemistry, Coop			3	11											3	11	
Biology, Coop			7	8											7	8	
			64	26											64	26	
Year IV																	
Applied Chemistry, Coop				1													1
Applied Physics, Coop			1												1		
Biology, Coop			1												1		
			2	1											2	1	

UNIVERSITY OF WATERLOO
 PART-TIME UNDERGRADUATE ENROLMENT IN GENERAL AND HONOURS PROGRAMS
 FACULTY OF ARTS - ON CAMPUS

Year II	UNIVERSITY				ST. JEROME'S				RENISON				TOTAL			
	GEN.		HONS.		GEN.		HONS.		GEN.		HONS.		GEN.		HONS.	
	M	F	M	F	M	F	M	F	M	F	M	F	M	F	M	F
Philosophy	2	5											2	5		
Political Science			1												1	
Psychology	35	136		4		9							35	145		4
Psychology & Appl St, Coop				2												2
Religious Studies		1				1			1	1			1	3		
Russian		1												1		
Social Dev Studies									8	42		1	8	42		1
Sociology	1	6		1		1							1	7		1
	207	545	15	31	3	34	1	2	13	50		1	223	629	16	34
Year III																
Anthropology			1													1
Arts	48	89			2	18				3			50	110		
CA Studies/Econ Opt			4	9											4	9
CA Studies/Econ Opt, Coop				2												2
Classical Civilization	4	8											4	8		
Classical Studies				1												1
Drama & Theatre Arts		1												1		
Economics	37	18	2		2								39	18	2	
Economics & Applied St, Coop			1	1											1	1
Economics/Mgt Acctg, Coop				1												1
English	9	24		3		2				1			9	27		3
English, Coop			1	2				2							1	4
English & Appl St, Coop				2												2
Fine Arts		2												2		
Fine Arts/Art Hist Opt		2		1										2		1
Fine Arts/Studio Opt	1	1	1	2									1	1	1	2
French	2	3											2	3		
History	16	13											16	13		
Philosophy	3			1									3			1

UNIVERSITY OF WATERLOO
 PART-TIME UNDERGRADUATE ENROLMENT IN GENERAL AND HONOURS PROGRAMS
 FACULTY OF ARTS - ON CAMPUS

Year IV	UNIVERSITY				ST. JEROME'S				RENISON				TOTAL					
	GEN.		HONS.		GEN.		HONS.		GEN.		HONS.		GEN.		HONS.			
	M	F	M	F	M	F	M	F	M	F	M	F	M	F	M	F		
Mgt Acctg/Econ Opt, Coop			1	1											1	1		
Political Science	1		2											1	2			
Psychology			4	9											4	9		
Psychology, Coop			2	1											2	1		
Psych/E Ch Ed Opt		2		1										2		1		
Psychology & Philosophy				1												1		
Religious Studies				1				1								2		
Russian			1												1			
Social Development St															1	1		
Social Dev St & Phil															1	1		
Sociology				1												1		
Sociology/Legal St Opt			1												1			
	7	7	32	48			4	1						2	7	7	36	51

UNIVERSITY OF WATERLOO
 PART-TIME UNDERGRADUATE ENROLMENT IN GENERAL AND HONOURS PROGRAMS
 FACULTY OF ENVIRONMENTAL STUDIES

ON CAMPUS

	UNIVERSITY				ST. JEROME'S				RENISON				TOTAL			
	GEN.		HONS.		GEN.		HONS.		GEN.		HONS.		GEN.		HONS.	
Year I	M	F	M	F	M	F	M	F	M	F	M	F	M	F	M	F
Geography (Env)	49	30	2	1									49	30	2	1
Man-Environment			2	1											2	1
	49	30	4	2									49	30	4	2
Year II																
Geography (Env)	43	14	2										43	14	2	
Geography (Env), 4 Yr	1												1			
Geography, Coop			1	3											1	3
Man-Environment			2	1											2	1
Pre-Architecture, Coop			3	4											3	4
Urban & Regional Planning			2												2	
	44	14	10	8									44	14	10	8
YEAR III																
Geography (Env)	46	17	3										46	17	3	
Geography (Env), 4 Yr	2	2											2	2		
Geography, Coop				3												3
Man-Environment			2	2											2	2
Man-Environment & Geography			1												1	
Pre-Architecture, Coop			2												2	
	48	19	8	5									48	19	8	5

UNIVERSITY OF WATERLOO
 PART-TIME UNDERGRADUATE ENROLMENT IN GENERAL AND HONOURS PROGRAMS
 FACULTY OF ENVIRONMENTAL STUDIES

ON CAMPUS

YEAR IV	UNIVERSITY				ST. JEROME'S				RENISON				TOTAL				
	GEN.		HONS.		GEN.		HONS.		GEN.		HONS.		GEN.		HONS.		
	M	F	M	F	M	F	M	F	M	F	M	F	M	F	M	F	
Architecture, B. Arch, Coop			5												5		
Geography (Env)	2	2	2	4										2	2	2	4
Geography, Coop			1	1												1	1
Man-Environment			3	2												3	2
Urban & Regional Planning			1	1												1	1
	2	2	12	8										2	2	12	8
Year V																	
Architecture B. Arch, Coop				1													1
																	1

OFF CAMPUS

YEAR IV	UNIVERSITY		ST. JEROME'S		RENISON		TOTAL	
	GEN.	HONS.	GEN.	HONS.	GEN.	HONS.	GEN.	HONS.
Architecture B. Arch, Coop		2						2
Geography (Env), Coop		1						1
		3						3

UNIVERSITY OF WATERLOO
 PART-TIME UNDERGRADUATE ENROLMENT IN GENERAL AND HONOURS PROGRAMS
 FACULTY OF HKLS

ON CAMPUS

	UNIVERSITY				ST. JEROME'S				RENISON				TOTAL				
	GEN.		HONS.		GEN.		HONS.		GEN.		HONS.		GEN.		HONS.		
	M	F	M	F	M	F	M	F	M	F	M	F	M	F	M	F	
Year I																	
Health Studies				3													3
Recreation			1	1												1	1
			1	4												1	4
Year II																	
Health Studies			1	1												1	1
Health Studies, Coop				3													3
Kinesiology		1													1		
Kinesiology, Coop			3	11											3	11	
Recreation, Coop			1	6											1	6	
		1	5	21											1	5	21
Year III																	
Dance, [BA]		2													2		
Health Studies				2													2
Health Studies, Coop				3													3
Kinesiology		1													1		
Kinesiology, Coop				5													5
Kinesiology & Health, Coop				2													2
Recreation				1													1
Recreation, Coop				2													2
		3		15											3		15

UNIVERSITY OF WATERLOO
 PART-TIME UNDERGRADUATE ENROLMENT IN GENERAL AND HONOURS PROGRAMS
 FACULTY OF HKLS

ON CAMPUS

Year IV	UNIVERSITY				ST. JEROME'S				RENISON				TOTAL				
	GEN.		HONS.		GEN.		HONS.		GEN.		HONS.		GEN.		HONS.		
	M	F	M	F	M	F	M	F	M	F	M	F	M	F	M	F	
Dance (BSC)				2													2
Health Studies				3													3
Health Studies, Coop				1													1
Kinesiology	2	2	5	2									2	2	5	2	2
Kinesiology, Coop			8	10											8	10	2
Recreation				5													5
Recreation, Coop			2	2											2	2	2
	2	2	15	25									2	2	15	25	

OFF CAMPUS

Year III																	
Kinesiology, Coop				1													1
Recreation, Coop				1													1
Recreation/Business, Coop			1												1		1
			1	2											1	2	
Year IV																	
Recreation, Coop			2	2											2	2	2
Recreation/Business, Coop				1													1
			2	3											2	3	

UNIVERSITY OF WATERLOO
 PART-TIME UNDERGRADUATE ENROLMENT IN GENERAL AND HONOURS PROGRAMS
 FACULTY OF MATH - ON CAMPUS

	UNIVERSITY				ST. JEROME'S				RENISON				TOTAL			
	GEN.		HONS.		GEN.		HONS.		GEN.		HONS.		GEN.		HONS.	
Year I	M	F	M	F	M	F	M	F	M	F	M	F	M	F	M	F
Applied Math, Coop			1												1	
AMath/Eng Elect, Coop			1												1	
Mathematics			2	1				1							2	2
Mathematics, Coop			8	10											8	10
Mathematics, PASS	23	9				1							23	10		
Math/Mgt Acctg					1								1			
	23	9	12	11	1	1		1					24	10	12	12
Year II																
Actuarial Science, Coop			1	1											1	1
AMath/CS, Joint Coop			3												3	
AMath/Eng Elect, Coop			1												1	
Comb & Opt/CS, Joint Coop			1												1	
Computer Science, Coop			5	3											5	3
Comp Sci/Elec Eng Elect, Coop			2												2	
Comp Sci/Info Syst, Coop			2	3				1							2	4
Mathematics	2	3	1	1									2	3	1	1
Mathematics, Coop			1				1								2	
Mathematics, PASS	18	7											18	7		
Math/CA, Coop			5	1											5	1
Operations Research, Coop			1	2											1	2
Stats/Comp Sci, Coop			1												1	
	20	10	24	11			1	1					20	10	25	12

UNIVERSITY OF WATERLOO
 PART-TIME UNDERGRADUATE ENROLMENT IN GENERAL AND HONOURS PROGRAMS
 FACULTY OF MATH - ON CAMPUS

Year III	UNIVERSITY				ST. JEROME'S				RENISON				TOTAL				
	GEN.		HONS.		GEN.		HONS.		GEN.		HONS.		GEN.		HONS.		
	M	F	M	F	M	F	M	F	M	F	M	F	M	F	M	F	
Actuarial Science, Coop				2													2
Applied Math, Coop			1	1													1 1
AMath & Comp Sci, Coop			1														1
AMath/CS, Joint Coop			5	2													5 2
AMath/Eng Elect, Coop				1													1
Computer Science			1														1
Computer Science, Coop			10	4													10 4
Comp Sci & PMath, Coop			2														2
Comp Sci/Info Syst, Coop			4	3													4 3
CS/Elec Eng Elect, Coop			4	1													4 1
Mathematics	5	2											5	2			
Mathematics, Coop				2													2
Mathematics, PASS	31	9											31	9			
Math/Bus, Coop				1													1
Math/Bus Admin	1												1				
Math/Bus (Opt), Coop				1													1
Math/Bus (Infosys), Coop			3														3
Math/CA, Coop			3	2													3 2
Math/CA (Opt), Coop			2	1													2 1
Math/CA (Infosys), Coop			5	1													5 1
Math/Tchg & Stats, Coop				1													1
Operations Research			1														1
Operations Research, Coop			3	2			1										4 2
PMath/CS, Joint Coop			1														1
Stats/CS, Joint Coop				1													1
	37	11	46	26			1						37	11	47	26	

UNIVERSITY OF WATERLOO
 PART-TIME UNDERGRADUATE ENROLMENT IN GENERAL AND HONOURS PROGRAMS
 FACULTY OF MATH - ON CAMPUS

Year IV	UNIVERSITY				ST. JEROME'S				RENISON				TOTAL				
	GEN.		HONS.		GEN.		HONS.		GEN.		HONS.		GEN.		HONS.		
	M	F	M	F	M	F	M	F	M	F	M	F	M	F	M	F	
Actuarial Science			3													3	
Actuarial Science, Coop			1													1	
AMath & Comp Science			1													1	
Computer Science			3	2												3	2
Computer Science, Coop			24	8												24	8
Comp Sci & Comb & Opt			1													1	
Comp Sci/Elec Eng Elect, Coop			6	1												6	1
Comp Sci/Info Syst, Coop			3	5												3	5
Mathematics	6	8	1		2	1							8	9	1		
Mathematics, Coop 4 Yr	4	5											4	5			
Math/Bus Admin		1												1			
Math/CA			1													1	
Math/CA, Coop	1		3	1									1		3	1	
Math/CA [Opt]	1												1				
Math/CA [Opt], Coop			2	3											2	3	
Math/CA [Infosys], Coop			9	2											9	2	
Math/Mgt Acctg		1												1			
Math/Mgt Acctg, Coop	1	3	1										1	3	1		
Math/Mgt Acctg [Inf], Coop				1													1
Math/Teaching, Coop			2	1											2	1	
Operations Research								1									1
Operations Research, Coop				1													1
	13	18	61	25	2	1		1					15	19	61	26	

UNIVERSITY OF WATERLOO
 PART-TIME UNDERGRADUATE ENROLMENT IN GENERAL AND HONOURS PROGRAMS
 FACULTY OF MATH - OFF CAMPUS

Year I	UNIVERSITY				ST. JEROME'S				RENISON				TOTAL				
	GEN.		HONS.		GEN.		HONS.		GEN.		HONS.		GEN.		HONS.		
	M	F	M	F	M	F	M	F	M	F	M	F	M	F	M	F	
AMath/Eng Elect, Coop			1														1
Mathematics, Coop			2														2
			3														3
Year III																	
Applied Math, Coop				1													1
Math/CA, Coop				1													1
				2													2
Year IV																	
Computer Science, Coop			1														1
Math/CA, Coop	1													1			
Math/Business, Coop	1													1			
Math/Mgt Acctg, Coop	1													1			
Math/Teaching, Coop				1													1
	3		1	1										3		1	1

UNIVERSITY OF WATERLOO
 PART-TIME UNDERGRADUATE ENROLMENT IN GENERAL AND HONOURS PROGRAMS
 FACULTY OF SCIENCE

ON CAMPUS

Year III	UNIVERSITY				ST. JEROME'S				RENISON				TOTAL				
	GEN.		HONS.		GEN.		HONS.		GEN.		HONS.		GEN.		HONS.		
	M	F	M	F	M	F	M	F	M	F	M	F	M	F	M	F	
Biochemistry, Coop			1	1												1	1
Biology			1	2												1	2
Biology, Coop				1													1
Chemistry			1													1	
Chemistry, 4 Yr	2	1												2	1		
Physics			2													2	
Physics, 4 Yr	2	1												2	1		
Science, Program 1			2													2	
Science	73	22												73	22		
	77	24	14	9										77	24	14	9
Year IV																	
Applied Chemistry, Coop				1													1
Appl Earth Sci/Geol, Coop			1													1	
Appl Earth Sci/Geot, Coop			1													1	
Biochemistry				1													1
Biology, 4 Yr	1	1												1	1		
Chemistry			2													2	
Chemistry, 4 Yr	2													2			
Earth Sciences			2													2	
Optometry			1	1												1	1
Physics, 4 Yr	1													1			
Science, Program 1			2	2												2	2
Science, Program 2			2	1												2	1
	4	1	11	6										4	1	11	6



UNIVERSITY OF WATERLOO
DEGREES GRANTED

BACHELOR OF ARTS	Cumulative Totals											TOTAL
	Prior to '76	1976	1977	1978	1979	1980	1981	1982	1983	1984	1985	
General Program	3933	550	614	553	535	488	552	533	596	628	687	9889
Honours...												
Accounting											1	1
Anthropology	24	10	4	6	4	5		2	1	1	2	59
Anth & Classical Studies	1											1
Anth & German	1											1
Anth & History	2											2
Anth & Psychology						1						1
Anth - French Minor					1							1
CA Studies - Econ Opt, Coop											17	17
CA Studies - Econ Option								12	3	21	10	48
CA Studies-Econ Opt-Fr Minor									1			1
CA St-Econ Opt-Mgt St Minor									1			1
Classical Studies			1		1		1	1			1	5
Classical Studies & English	1											1
Classical Studies & History	1			1								2
Classical St - English Minor									1			1
Dance							9		6	1	3	19
Dance - Psych Minor									1	1		2
Drama		1		1								2
Drama & Theatre Arts	3	1	2	7	1		1	2		5		22
Drama & TA & English	2	1										3
Drama & TA & History		1										1
Drama & TA - Psych Minor		1										1
Economics, Coop											1	1
Economics, Applied, Coop						4	4	1	2	3	4	18
Econ, Appl Econ & Cl St, Coop										1		1
Economics, Appl St, Coop											1	1
Economics with Appl Econ, Coop								4			1	5
Econ-Pers'l&Admin St Minor,Co											1	1
Econ & Poli Sci, Coop											1	1
Economics	54	10	7	14	12	11	11	16	25	28	28	216

UNIVERSITY OF WATERLOO
 DEGREES GRANTED

BACHELOR OF ARTS	Cumulative Totals Prior to '76	1976	1977	1978	1979	1980	1981	1982	1983	1984	1985	TOTAL
Honours...												3
English & Sociology	2				1							2
English & Spanish	1			1								1
English-Biology Opt				1					1			1
English-Cdn Studies Opt												1
English-Biology Minor			1									1
English-Classical Civ Minor						1					1	2
English-French Minor										2		3
English-German Minor										1		1
English-History Minor				1		1	2	1		2		7
English-Math Minor											1	1
English-Philosophy Minor							1	1	1		1	4
English-Psychology Minor					3	1	3	1	1		3	12
English-Sociology Minor										2		2
English-Spanish Minor								1				1
Fine Art-Studio Op&Appl St, Co							1			1		1
Fine Arts	8	12		7	10	1	1		1			40
Fine Arts & History	1		5									6
Fine Arts-Art History Opt						1	1					2
Fine Arts-Geography Minor				2		1					2	5
Fine Arts-Studio Opt						3	6	9	3	13	9	43
French-Appl St, Coop							2	4	3	3	2	2
French	26	4	6	8	7	6	2	4	3	3	6	75
French & Drama								1				1
French & Economics											1	1
French & English											1	1
French & German											1	1
French & History	19	2	2	3	1	1			2			31
French & Latin	1											1
French & Philosophy	12											12
French & Political Science	4							1				5
French & Psychology	7								1			8
French & Russian				1						1		2

UNIVERSITY OF WATERLOO
 DEGREES GRANTED

BACHELOR OF ARTS	Cumulative Totals											
	Prior to '78	1978	1977	1978	1979	1980	1981	1982	1983	1984	1985	TOTAL
Honours...												
History & Psychology		1		2								3
History & Religious Studies		1									1	2
History & Russian		1	1									2
History & Sociology											1	1
History-Asian Studies Minor				1								1
Hist-App St Persnl&Admin Minor										1		1
History-CDS Minor				2	1	2	1		1	1		8
History-CDS & English Minor				2								2
History-Classical Civ Minor									1			1
History-Economics Minor										1	1	2
History-English Minor			1	1	1	1				5		9
History-French Minor						2						2
History-Geography Minor						1			1	2		4
History-Mathematics Minor					1							1
History-Music Minor				3								3
History-Peace & Conflict St						1	1					2
History-Philosophy Minor										2		2
History-Poli Science Minor						1	2				3	6
History-Psychology Minor				1		1	1			4		7
History-Religious St Minor						1	1					2
History-Spanish Minor						1						1
Latin	8											8
Latin & Philosophy								1				1
Mgmt Acctg St-Econ Coop											4	4
Mgmt Acctg St-Econ								2	2	2	2	8
Mathematics	19											19
Medieval Studies								1			1	2
Medieval St-English Minor									1			1
Music						1		1	2		2	6
Music & Psychology											1	1
Music-English Minor						1	1					2

UNIVERSITY OF WATERLOO
 DEGREES GRANTED

BACHELOR OF ARTS	Cumulative Totals Prior to '76	1976	1977	1978	1979	1980	1981	1982	1983	1984	1985	TOTAL
Honours...												
Music-Philosophy Minor									1			1
Music-Psychology Minor									1			1
Philosophy	21	6	4	3		1	2		3	2	2	44
Philosophy & Mathematics							1					1
Philosophy & Political Science	1				1						1	3
Philosophy & Psychology	1	1							2		1	5
Philosophy & Sociology	1											1
Political Science, Coop							1			4	1	6
Poli Sci-Adm St Opt, Coop								3		1	2	6
Poli Sci-Applied St, Coop											2	2
Political Science	87	11	14	7	7	5	8	3	11	10	8	171
Poli Science & Economics								2				2
Poli Sci&Econ-Admin St Opt						1						1
Poli Science & English								1				1
Poli Science & Geography					1							1
Poli Science & History				2					1			3
Poli Science & Hist-Engl Minor						1						1
Poli Science & Russian									2			2
Poli Science & Sociology						1	1					2
Poli Science & Spanish										1		1
Poli Science-Admin St Opt								1	4	1	4	10
P Sci-Admin St Opt-Econ Minor						1		3				4
Poli Science-Economics Minor									1			1
Poli Science-English Minor					1							1
Poli Science-Geography Minor					1							1
Poli Science-History Minor				2	2			1				5
P Sci - Man-Env St Minor						1						1
P Sci-Peace & Confl St Opt							1			1		2
Poli Science-Philosophy Minor			1									1
Poli Science-Psychology Minor							1					1

UNIVERSITY OF WATERLOO
DEGREES GRANTED

BACHELOR OF ARTS	Cumulative Totals Prior to '76	1976	1977	1978	1979	1980	1981	1982	1983	1984	1985	TOTAL
Honours...												
Psychology, Coop									3	3	7	13
Psychology--Appl St, Coop											4	4
Psych--Pers&Adm St Minor Coop									1	4	3	8
Psychology	192	30	36	36	26	25	26	15	38	29	25	478
Psychology & Appl Studies											1	1
Psychology & English		1										1
Psychology & Mathematics	2	2	1									5
Psychology & Religious St										1	1	2
Psychology & Sociology	11			1			1					13
Psychology--Classical Civ Minor					1							1
Psych--Early Child Ed&Care Opt		1	5	9	8	5	3	3	1	11	3	49
Psychology--Economics Minor											2	2
Psychology--English Minor					1				1			2
Psychology--French Minor						1	1				1	3
Psychology--Geography Minor					1							1
Psychology--German Minor									1			1
Psychology--Gerontology Minor											1	1
Psychology--History Minor					1	1						2
Psychology--Italian Minor				1								1
Psych - Man-Env St Minor											1	1
Psychology--Music Minor							1					1
Psych - Pers & Adm St Minor									1		4	5
Psychology--Philosophy Minor										1		1
Psychology--Religious St Minor						1				2	1	4
Psychology--Soc Devel St Minor										1		1
Psychology--Sociology Minor					1		1			2	1	5
Psychology--Science Minor					1							1
Recreation	143	64	53	36	53	46	47	23	69	28	44	606
Recreation--Business Opt			5	10	17	13	13	26	37	27	4	152
Recreation & Geography				2		2		1	3	3		11

UNIVERSITY OF WATERLOO
 DEGREES GRANTED

BACHELOR OF ARTS	Cumulative Totals											TOTAL
	Prior to '76	1976	1977	1978	1979	1980	1981	1982	1983	1984	1985	
Honours...												
Recreation & Leisure Studies											12	12
Rec & Leisure St/Business Opt											2	2
Rec & Leisure St & Kinesiology											1	1
Rec & Man-Env Studies											1	1
Recreation & Psychology										3		3
Recreation & Sociology			1			2		1	1		1	6
Recreation-English Minor						1		1				2
Recreation-Geography Minor						1		3	2	1	1	8
Recreation-Music Minor											1	1
Recreation-Psychology Minor				4		7		2	9	4	2	28
Recreation-Sociology Minor									3	1	1	5
Recreation-Soc Dev St Minor									2		1	3
Religious Studies	4	2		2	1	3		2	2		1	17
Religious St-Peace&Conflict								1				1
Religious St-History Minor					1							1
Religious St-Italian Minor											1	1
Religious St-Phil Minor									1			1
Religious St-Psych Minor							1		1			2
Russian	7	2	1				2			2		14
Russian & German									1			1
Russian & Political Science	1											1
Russian & Spanish	1			2								3
Russian & Soc Dev St	1						1					2
Russian-Economics Minor					1						1	2
Russian-German Minor					1							1
Slavic Studies-CDS Minor							1					1
Social Development St		4	4	2			1	1		1		13
Social Dev St & Religious St			1	1								2
Social Dev St-Psychology Minor								1				1
Sociology-Applied St, Coop											1	1
Sociology-Legal St Opt, Coop											2	2
Sociology	73	20	11	6	2	2	6	1	9	5	9	144

UNIVERSITY OF WATERLOO
 DEGREES GRANTED

BACHELOR OF APPLIED SCIENCE	Cumulative Totals Prior to '78	1976	1977	1978	1979	1980	1981	1982	1983	1984	1985	TOTAL
Chemical Engineering	525	30	58	59	85	75	68	90	78	91	106	1265
Civil Engineering	884	114	95	122	129	138	151	126	70	77	101	2007
Electrical Engineering	892	89	108	110	107	118	128	153	151	163	180	2199
Engineering Physics	48											48
Mechanical Engineering	1169	119	92	103	135	127	141	149	164	184	192	2575
Systems Design Engineering	80	53	54	43	49	35	52	55	58	46	66	591
BACHELOR OF ENVIRONMENTAL STUDIES												
General Program	430	106	90	118	85	81	51	71	72	89	130	1323
Honours...												
Geography	147	51	72	44	81	71	44	45	47	30	34	668
Geography & Anthropology	1											1
Geography & Biology				1					1			2
Geography & Economics	1								1		1	3
Geog & Econ, Urb Reg Dev Opt								1				1
Geography & German						1						1
Geography & Man-Env	1		1	4		1					1	8
Geography & Mathematics				1			1					2
Geography & Music							1					1
Geography & Psychology				1							2	3
Geography & Russian	1											1
Geog-Appl Physical Geog Opt							1	1	2	3	2	9
Geography-Biology Opt							1					1
Geography-Biology Minor							1	1			1	3
Geography-Canadian St Minor										1		1
Geography-Classical Civ Minor							1					1
Geography-Earth Sci Minor	2						1					3
Geography-Economics Minor				2			1	1	1	1	5	11
Geog-Econ Minor, Reg Geog Opt									1			1
Geog-English Minor				1					1			2

UNIVERSITY OF WATERLOO
 DEGREES GRANTED

BACHELOR OF ENVIRONMENTAL STUDIES	Cumulative											TOTAL
	Totals Prior to '78	1978	1977	1978	1979	1980	1981	1982	1983	1984	1985	
Honours...												
Geog-Env&Resource Mgmt Opt							1	1	4	4	9	19
Geography-Geog Techniques Opt								1	2	1		4
Geography-History Minor			1			2						3
Geography-Math Minor								1				1
Geography-Poli Science Minor						1					1	2
Geography-Psychology Minor								1			1	2
Geography-Regional Geog Opt									1			1
Geography-Urban Geog Opt								2	4	1		7
Geography-Urban&Reg Devel Opt											1	1
Man-Environment Studies	45	27	19	23	34	14	33	14	20	19	22	270
Man-Environment & Anthropology				2								2
Man-Environment & Biology				2	1				2	1	3	9
Man-Environment & Economics					1			3	1	1		6
Man-Environment & Fine Arts									1			1
M-Env & Fr-Env Res Mgmt Opt								1				1
Man-Environment & Geography			1	3	4	1	2		2	3	1	17
M-Env & Geog-Env Res Mgmt Opt								4			1	5
Man-Environment & Math	1			1		1						3
Man-Environment & Political Science					2	1				1		4
Man-Environment & Psychology				1		1	2	2		1		7
Man-Environment & Recreation			1			1	2	1				5
Man-Environment & Religious St								1				1
M-Env & Russian/Communications Minor											1	1
Man-Environment & Sociology											1	1
Man-Env - Anthropology Minor						1						1
Man-Env - Biology Minor						1		2	2	1	3	9
Man-Env - Biology Option	2	2		4	6	4	1	1	1	1		22
Man-Env - Drama Minor										1		1
Man-Env - Economics Minor						1			1	1		3
Man-Env - Env Resource [FAC] Opt						1						1
Man-Environment-Resource Mgmt Opt								2	3	7	1	13

UNIVERSITY OF WATERLOO
 DEGREES GRANTED

BACHELOR OF ENVIRONMENTAL STUDIES	Cumulative Totals Prior to '76	1976	1977	1978	1979	1980	1981	1982	1983	1984	1985	TOTAL
Honours...												
Man-Env - Geography Minor	1			1		1		1	1	2		7
Man-Env - German Minor					1							1
Man-Env - Gerontology Minor											1	1
Man-Env - Math Minor											1	1
Man-Env - Peace&Conflict St Minor						1						1
Man-Env - Poli Science Minor									1			1
Man-Env - P Sci Minor, Legal St Opt									1			1
Man-Env - Psychology Minor			1		1		2	1				5
Man-Env - Religious St Minor									1			1
Urban & Regional Planning	253	56	49	65	57	61	50	55	49	45	51	791
Urban & Reg Plan - CDS Minor		1							1	1	1	4
Urban & Reg Plan - Econ Minor								1		3	2	6
Urban & Reg Plan - Fine Arts Minor									1			1
Urban & Reg Plan - Geography Minor											1	1
U&R Plan-Geog Minor/U&R Dev Opt										1		1
Urban & Reg Plan - Mgmt St Minor											1	1
Urban & Reg Plan - Math Minor											1	1
Urban & Reg Plan - P Sci Minor						1	3	3	2	1		10
Urban & Reg Plan - Psych Minor							1					1
Urban & Reg Plan - Reg Dev Opt									1			1
Urban & Reg Plan - Sociology Minor											1	1
Architecture (Pre-Professional)	168	33	43	31	40	34	24	49	57	49	55	583
BACHELOR OF ARCHITECTURE	52	29	26	21	36	24	30	35	39	40	32	364
BACHELOR OF INDEPENDENT STUDIES	41	11	14	16	13	12	12	17	17	10	14	177

UNIVERSITY OF WATERLOO
 DEGREES GRANTED

BACHELOR OF MATHEMATICS	Cumulative Totals Prior to '76	1976	1977	1978	1979	1980	1981	1982	1983	1984	1985	TOTAL
Honours...												
Business Admin/Statistics Opt											3	3
Business Option/Info Systems											3	3
Chartered Accountancy Opt				16	15	20	15	25	7	6	7	111
CA/Info Systems Option									12	25	24	61
CA/Optimization Option									12	3	29	44
CA/Statistics Option										1	4	5
Combinatorics & Optimization	288	26	18	19	9	9	6	3	3	3	3	367
C&O & Anthropology	1											1
Comb & Optim & CS	5						1					6
Comb & Optim & Economics				1			2					3
Comb & Optim & English				1								1
Comb & Optim & French			1									1
Comb & Optim & Psychology	2					1						3
Comb & Optim & Pure Math	1											1
Comb & Optim & Statistics	1	1	1	1								4
Joint C&O with CS										3	2	5
C&O with Economics Minor										1		1
C&O with Philosophy Minor									1			1
C&O with Statistics Minor										1		1
Computer Science		72	66	82	101	85	54	87	87	101	103	838
CS & Actuarial Science										1		1
CS & AMath			1						1			2
CS & AMath with Physics				1								1
Computer Science & Comb & Optim	11	16		27	18	14	3	12	21	34	29	185
CS & C&O & PMath		1										1
CS & Economics		1	1		1	1			2	6	5	17
CS & Geography	1											1
CS & Info Syst											1	1
CS & Infosys with C&O Minor											1	1
CS/Infosys Option										5	17	22
CS & Music							1			1		2
CS & Operations Research							1				1	2

UNIVERSITY OF WATERLOO
 DEGREES GRANTED

BACHELOR OF MATHEMATICS	Cumulative Totals											TOTAL
	Prior to '76	1976	1977	1978	1979	1980	1981	1982	1983	1984	1985	
Honours...												
CS & Psychology	1	1		1							1	3
CS & Pure Math	1	2					1	3			1	8
CS & Statistics	28	18	15	17			3	2		3	2	88
CS with Actuarial Science Minor									1			1
CS with AMath Minor							1			1	1	3
CS with C&O Minor							1	7	22	35	44	109
CS with Earth Science Minor											1	1
CS with Econ Minor										5	7	12
CS with Elec Eng Electives								1	2		4	7
CS with French Minor											1	1
CS with Geography Minor											1	1
CS with Mgmt Science Minor											4	4
CS with Mgmt Studies Minor										2	1	5
CS with Music Minor										2	1	3
CS with Philosophy Minor											1	1
CS with Psychology Minor									2	1		3
CS with Pure Math Minor								1	1	1		3
CS with Statistics Minor					6	3	5	6	6	4	2	32
Management Accountancy Option								4	3	1	2	10
Management Accounting & CS											1	1
Mgmt Acctg/Infosys Option										1		1
Mgmt Acctg/Optimization Option											2	2
Math & Economics	4						1					5
Math & Philosophy	2											2
Math & Physics	4										1	5
Math & Psychology	6											6
Math-Bus/Tchg Option	17	14	25	20								76
Operations Research								3		2	1	6
Operations Research & C&O								1				1
Operations Research with CS Minor										2	1	3
Operations Res with PMath Minor										1		1

UNIVERSITY OF WATERLOO
DEGREES GRANTED

BACHELOR OF MATHEMATICS	Cumulative Totals											TOTAL
	Prior to '76	1976	1977	1978	1979	1980	1981	1982	1983	1984	1985	
Honours...												
Pure Mathematics	45	3	1	3	1	1	2	2	1		1	60
Pure Math & C&O				1	3					1	1	6
Pure Math & CS	1	3	1				2	3	3	2	1	16
Pure Math & Philosophy									1			1
Pure Math & Statistics	1		1	1	1		1			1		6
Joint Pure Math with CS									1	4	3	8
Statistics	78	13	7	7	6		2	4	3	5	2	127
Stat & Actuarial Science	1	1	1			1						4
Stat & AMath	1											1
Stat & C&O			1	3	3		1					8
Stat & CS	8	7	10	1							1	27
Stat & CS & C&O			1									1
Stat & Economics	2	2		3			1					8
Stat & Psychology	2						1					3
Stat & Pure Math			1									1
Stat & Sociology	1											1
Stat with Actuarial Sci Minor						1					1	2
Joint Statistics with CS					2	4	2	1		3	2	14
Statistics with Economics Minor								1				1
Statistics with French Minor							1					1
Tchg/Bus/Mgmt Option					7	14	6	6				33
Teaching Option									6	3	8	17
Teaching Option with CS Minor										1	1	2
 BACHELOR OF PHYSICAL EDUCATION	 259											 259
 BACHELOR OF SCIENCE												
General Program	1195	141	115	143	125	135	137	133	135	157	133	2549
General Kinesiology					4	4	5	19	18	20	22	92

UNIVERSITY OF WATERLOO
 DEGREES GRANTED

BACHELOR OF SCIENCE	Cumulative Totals Prior to '78	1976	1977	1978	1979	1980	1981	1982	1983	1984	1985	TOTAL
Honours...												
Applied Chemistry	95	18	26	35	29	45	47	43	42	38	40	458
Appl Chem - CS Minor					1							1
Appl Chem - Math Minor					1							1
Appl Chem - Philosophy Minor								1				1
Applied Earth Sciences			16	11	9	10	15	26	22	28	39	176
Appl Earth Sciences - Econ Minor											1	1
Applied Physics	57	8	10	10	7	14	10	11	28	14	19	188
Applied Physics - Chem Minor										1		1
Applied Physics - Math Minor						1						1
Biology	221	49	51	28	24	34	15	29	43	35	40	569
Biology & Chemistry	38	11	13	12	8	11	5	10	12	9	5	134
Biology & Man-Env										2	2	4
Biology - Psych Minor	7								1			8
Chemistry	177	11	9	15	14	14	23	6	12	16	16	313
Chemistry & Biology	4											4
Chemistry - English Minor											1	1
Chemistry - Env St Option				1	1		1					3
Chemistry - Math Minor											1	1
Chemistry - Math Option	8		1	3	1	3	1					17
Chemistry - Physics Option	15	2	1	1	1							20
Dance		4	3	6	10	6	4	4	2		1	40
Earth Sciences	51	6	7	14	7	17	11	14	13	14	9	163
Earth Science & Geography	4	2	1	5	1	2	2				1	18
Earth Science/Geography Option									2			2
Health Studies		5	8	10	15	29	16	27	16	24	20	170
Health Studies & Kinesiology									1		2	3
Health Studies - Biology Minor										1	2	3
Health Studies - Gerontology Minor										1	2	3
Health Studies - Mgmt St Minor											1	1
Hlth Studies - Personnel & Admin St										1	2	3
Health Studies - Psych Minor								2			4	6
Kinesiology	371	151	105	135	144	124	98	93	62	78	79	1438

UNIVERSITY OF WATERLOO
 DEGREES GRANTED

	Cumulative Totals Prior to '76	1976	1977	1978	1979	1980	1981	1982	1983	1984	1985	TOTAL
CERTIFICATE IN GERONTOLOGY										4	6	10
DOCTOR OF OPTOMETRY	284	52	59	57	57	57	56	59	60	57	59	837
DIPLOMA IN CONSTRUCTION MANAGEMENT			1	2	3	1		1	1	2	1	12
DIPLOMA OF RESIDENCY IN OPTOMETRY										1		1
MASTER OF ACCOUNTING											11	11
MASTER OF ARTS												
Economics	44	12	16	17	7	8	9	14	13	8	6	154
English	90	18	20	17	19	8	21	19	23	16	10	281
French	38	9	5	6	1	2	4	3	3	3	2	76
Geography	48	14	11	8	13	21	11	14	14	14	11	179
Geography & Regional Planning	1											1
German	99	8	6	9	7	7	4	5	9	6	9	169
German & French								1				1
History	204	20	24	11	22	17	12	9	6	8	9	342
Mathematics	57											57
Philosophy	53	1	3	4	4	3	5	5	7	3	12	100
Political Science	40	6	14	7	6	6	4	6	6	7	5	107
Psychology	131	10	13	14	9	6	9	11	11	2	6	222
Recreation & Leisure Studies				9	4	2	6	8	3	4	7	43
Regional Planning & Resource Dev	60	14	9	15	12	16	18	16	14	15	22	211
Russian	35	4	6	6	4	2	3	2	3	1	2	68
Sociology	17	6	3	5	4	3	3	3	6	6	6	62

UNIVERSITY OF WATERLOO
 DEGREES GRANTED

MASTER OF APPLIED SCIENCE	Cumulative Totals											TOTAL
	Prior to '76	1976	1977	1978	1979	1980	1981	1982	1983	1984	1985	
Applied Psychology	112	10	8	18	9	13	15	18	14	11	20	248
Chemical Engineering	242	19	18	14	10	10	8	20	21	26	34	422
Civil Engineering	337	24	28	19	27	25	21	28	27	29	28	593
Electrical Engineering	199	25	29	19	7	15	15	9	16	19	28	381
Human Rel & Counselling St Management Sciences (Management & Systems Eng prior to 1969)	10	8	11	7	3							39
Mechanical Engineering	149	39	31	41	52	21	20	15	25	37	35	465
Systems Design Engineering	196	31	31	23	28	29	22	21	20	22	42	465
(Design prior to '69)	62	10	7	11	6	9	5	10	8	14	18	160
MASTER OF MATH												
Actuarial Science											3	3
Applied Analysis & CS	193											193
Applied Mathematics	48	3	5	8	5	3	2	8	5	9	2	98
Combinatorics & Optimization	58	13	14	8	4	5	3	3	6	6	11	131
Computer Science	51	38	37	37	32	27	25	50	53	39	35	424
Computer Science & Applied Math						1						1
Computer Science & Pure Math								1				1
General Mathematics	17	7	5	3	10	6	2	2	2	3	1	58
Mathematics	60											60
Pure Mathematics	47	5	4	2	3	3	1	2		5	3	75
Statistics	68	25	14	17	9	12	13	10	7	5	11	191

UNIVERSITY OF WATERLOO
 DEGREES GRANTED

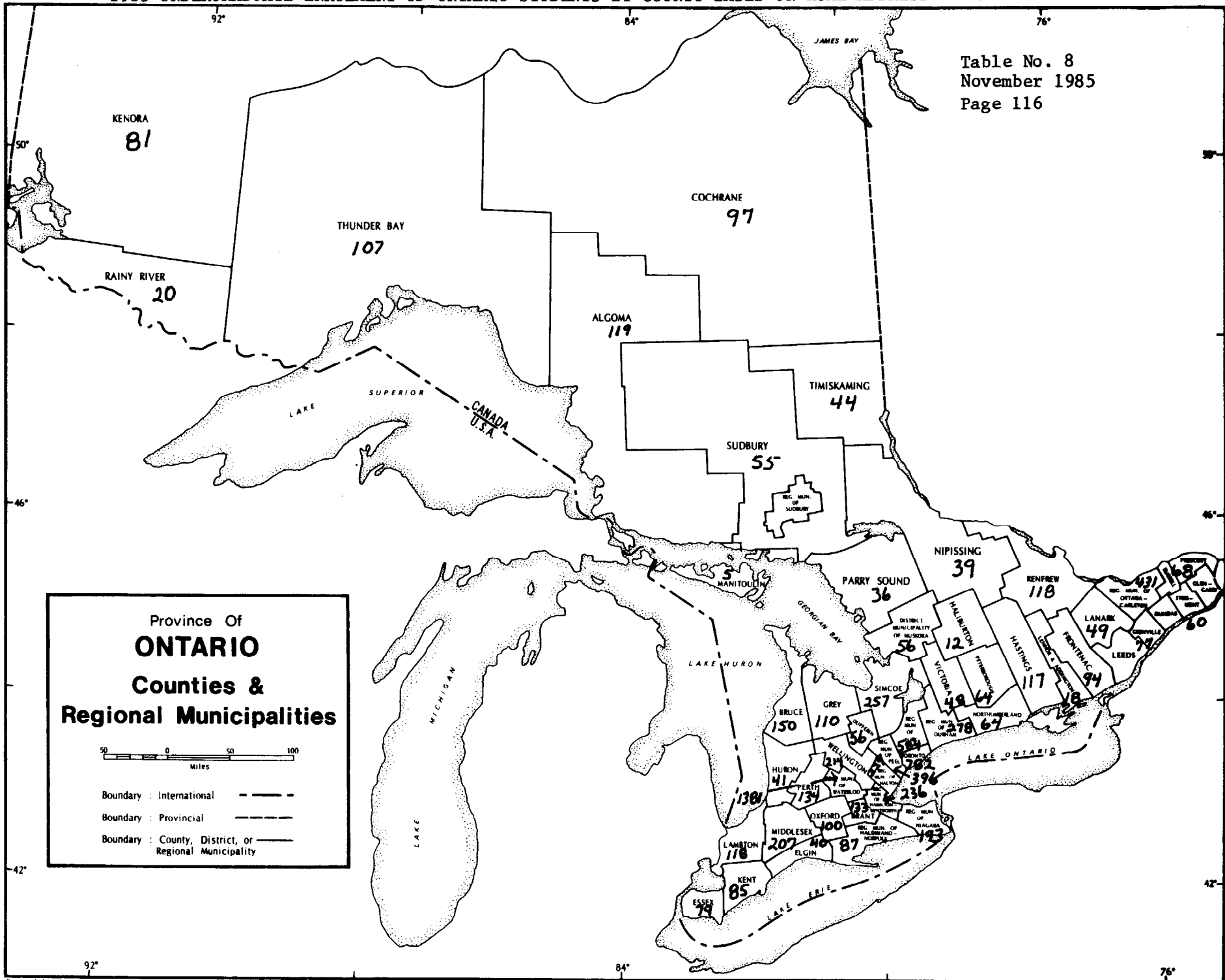
MASTER OF SCIENCE	Cumulative Totals Prior to '76	1976	1977	1978	1979	1980	1981	1982	1983	1984	1985	TOTAL
Biology	112	17	15	21	21	14	20	13	12	15	15	275
Chemistry	114	12	5	5	7	8	8	9	9	9	14	200
Earth Science	29	8	19	12	6	21	11	15	13	19	25	178
Health Behaviour							3	2	4	7	5	21
Kinesiology	11	9	10	11	7	9	12	8	12	5	13	107
Mathematics	84											84
Physics	144	10	9	9	6	5	7	3	7	3	8	211
Physiological Optics	4		2	1	3	1	2	4	1	1	3	22
MASTER OF PHILOSOPHY												
Applied Analysis & Comp Sci	3											3
Applied Mathematics						2	3		3			8
Computer Science							1					1
English	18			1	3	2	2	2	3	1		32
German									1			1
History	5	1	2	1	1	1		1	1	1	3	17
Mathematics	8											8
Pure Mathematics				1	1						1	3
Statistics	2	1	1	1				1			1	7
DOCTOR OF PHILOSOPHY												
Applied Mathematics	4	2	1	6	1	2	1	2		3	1	23
Biology	51	3	10	3	8	3	4	7	4	7	12	112
Chemical Engineering	59	10	10	5	6	6	5	5	2	2	2	112
Chemistry	87	8	5	7	4	5	7	5	9	12	3	152
Civil Engineering	112	5	6	7	9	4	6	4	6	8	12	179
Combinatorics & Optimization	9	4	4	3	5	5	5	8	4	3	1	51
Computer Science	20	7	10	5	2	9	3	5	8	3	6	78
Earth Sciences	1			2	2	1		3	2	5	4	20
Electrical Engineering	69	5	8	5	4	12	10	5	6	7	6	137

UNIVERSITY OF WATERLOO
DEGREES GRANTED

DOCTOR OF PHILOSOPHY	Cumulative Totals											TOTAL
	Prior to '76	1976	1977	1978	1979	1980	1981	1982	1983	1984	1985	
Geography	5	2	2	1		1	3	3	2	3	4	26
German	13	3	3	2		1	1	1	2	2		28
History			1	1		1	1	2		1	5	12
Human Rel & Counselling St				1		2			1	1	1	6
Kinesiology						1	2	3	2	2	2	12
Management Sciences	7	5	1		9	4	5	2	2	3	2	40
Mathematics	84											84
Mechanical Engineering	75	4	11	7	6	5	9	6	4	5	12	144
Philosophy	24	6	2	3	6	2	3	2	2	4		54
Physics	48	4	7	4	2	5	3	2	4	4	4	87
Physiological Optics										1		1
Physiological Optics & Biology										1		1
Psychology	102	8	8	11	11	18	13	6	8	13	16	214
Pure Mathematics	5	2	7	1		2		3	1	2	1	24
Regional Plan & Resource Dev	9	2		3	1	5	1	6	1	2	1	31
Sociology	2	1	1			2	1		1	2	1	11
Statistics	8	4	1	1	5	2	3		1	1	3	29
Systems Design	10	2	3	3	3	4	3	2	8	7	3	48
	19870	3047	3131	3240	3297	3149	3127	3338	3469	3631	3980	53279

HONORARY DEGREES

Doctor of Divinity										1		1
Doctor of Environmental St	2	1		1	1		1		1	2	1	10
Doctor of Engineering	11	1	1	1	1	1	1		1	1	3	22
Doctor of Laws	32	2	1	2	1	1	1	9	5	2	2	58
Doctor of Letters	12	1	3				1				1	18
Doctor of Mathematics	7		1	1	1	1	1		2	1	1	16
Doctor of Science	18		1	1		1			1		1	23
	82	5	7	6	4	4	5	9	10	7	9	148



Province of
ONTARIO
Counties &
Regional Municipalities

50 0 50 100
Miles

Boundary : International - - - - -
Boundary : Provincial - - - - -
Boundary : County, District, or
Regional Municipality - - - - -

UNIVERSITY OF WATERLOO
 GEOGRAPHICAL DISTRIBUTION OF
 UNDERGRADUATE STUDENTS - BY FACULTY
 (BASED ON HOME ADDRESS)

CANADIAN PROVINCES OR TERRITORIES		ARTS		ENV ST		ENG'G		IND ST		MATH		HKLS		SCIENCE		TOTAL		GRAND TOTAL
		M	F	M	F	M	F	M	F	M	F	M	F	M	F			
ALBERTA	F.T.	14	17	8	5	29	12			16	6	4	12	30	15	101	67	168
	P.T.	69	94	18	6	8	1			17	6	2	1	54	38	168	146	314
BRITISH COLUMBIA	F.T.	8	15	8	4	39	3			13	1		6	19	7	87	36	123
	P.T.	53	94	8	2	6				13	6	1	3	38	21	117	126	243
MANITOBA	F.T.	11	10	8		15				20	2	1	5	7	7	62	24	86
	P.T.	39	69	6	4	3				7	1			29	17	84	91	175
NEW BRUNSWICK	F.T.	4	8	1	1	8	1			4	2		6	5	3	22	21	43
	P.T.	32	33	8		2	1			5	1			13	10	60	45	105
NEWFOUNDLAND	F.T.	1	3	2	3	2				2		1	1	4		12	7	19
	P.T.	14	23	9	1	1				3			4	5	3	32	31	63
NOVA SCOTIA	F.T.	4	6	6	4	12	3			5		1	1	9	3	37	17	54
	P.T.	31	33	5						6			4	13	15	55	52	107
N.W. TERRITORIES	F.T.	2	3										1		2	2	6	8
	P.T.	22	33	6	1	2				2			5	4	5	36	44	80

UNIVERSITY OF WATERLOO
 GEOGRAPHICAL DISTRIBUTION OF
 UNDERGRADUATE STUDENTS - BY FACULTY
 (BASED ON HOME ADDRESS)

CANADIAN PROVINCES OR TERRITORIES		ARTS		ENV ST		ENG'G		IND ST		MATH		HKLS		SCIENCE		TOTAL		GRAND TOTAL
		M	F	M	F	M	F	M	F	M	F	M	F	M	F	M	F	
ONTARIO	F.T.																	
	P.T.	3	10													3	10	13
P. E. I.	F.T.	3	3	1		2				2						8	3	11
	P.T.	2	7	1	1									1		3	9	12
QUEBEC	F.T.	18	24	19	11	118	24	1		32	21	9	24	18	15	215	119	334
	P.T.	53	74	2	4	10	1			14	1	1	3	20	10	100	93	193
SASKATCHEWAN	F.T.	8	18	3	3	7				7	2		3	8	11	33	37	70
	P.T.	36	79	7	1	5	1			5	3	3	2	13	17	69	103	172
UNCLASSIFIED	F.T.			2												2		2
	P.T.	1		2												3		3
YUKON	F.T.		3			1							1			1	4	5
	P.T.	6	14	1	1					2	2		1	2	1	11	19	30
TOTAL	F.T.	73	110	58	31	233	43	1	0	101	34	16	60	100	63	582	341	923
	P.T.	361	563	71	21	37	4	0	0	74	20	7	23	191	138	741	769	1510

UNIVERSITY OF WATERLOO
 GEOGRAPHICAL DISTRIBUTION OF
 UNDERGRADUATE STUDENTS - BY FACULTY
 (BASED ON HOME ADDRESS)

OTHER COUNTRIES		ARTS		ENV ST		ENG'G		IND ST		MATH		HKLS		SCIENCE		TOTAL		GRAND TOTAL
		M	F	M	F	M	F	M	F	M	F	M	F	M	F	M	F	
MEXICO	F.T.													1		1		1
NETHERLANDS	F.T.													1		1		1
NEW ZEALAND	P.T.												1				1	1
OMAN	F.T.					1										1		1
SINGAPORE	F.T.		1							5	3			1		6	4	10
SWITZERLAND	F.T.													1		1		1
TANZANIA	F.T.									1						1		1
TRINIDAD/TOBAGO	F.T.	1	1							3	4	1		1	1	6	6	12
UNCLASSIFIED	F.T.	15	18	4	4	10		3		20	10	3	3	7	7	62	42	104
	P.T.	14	13	3			1			2		1	2	2	1	22	17	39
UNITED KINGDOM	F.T.	1														1		1
UNITED STATES	F.T.	4	5	1	1					3			1	2	1	10	8	18
	P.T.	5	12		1						5			1	1	6	19	25
TOTAL	F.T.	25	30	9	7	14	0	3	0	52	25	4	4	19	21	126	87	213
	P.T.	19	28	3	1	0	1	0	0	2	5	1	3	3	2	28	40	68

COMPARISON OF FOREIGN UNDERGRADUATE STUDENTS
ON STUDENT AUTHORIZATION (STUDENT VISA) BY COUNTRY OF CITIZENSHIP

COUNTRY OF CITIZENSHIP	ARTS				ENGINEERING				ENV. STUDIES				HK&LS				IND. STUDIES				MATHEMATICS				SCIENCE				TOTAL			
	'82	'83	'84	'85	'82	'83	'84	'85	'82	'83	'84	'85	'82	'83	'84	'85	'82	'83	'84	'85	'82	'83	'84	'85	'82	'83	'84	'85	'82	'83	'84	'85
Malaysia	26	21	13	5					8	7	3		3	4	2					54	37	21	14	28	20	21	19	119	89	60	38	
Mauritius				1																2	2	2	1	1				3	2	2	2	
Mexico	1					2							1							1	1			2	1	1	1	4	3	3	1	
Muskat & Oman						2																2								4		
Netherlands		1							1																1		1	1	2		1	
Nigeria	4	3							2															3	4	1	1	9	7	1	1	
North Ireland							1																							1		
Not Specified	31	34	23	11		1			4	1			2	2	3	2		1		10	6	7	6	6	5	7	3	53	50	40	22	
Oman								2																							2	
Portugal														1							2	2	1	1			1	1	2	2	3	2
Singapore	15	12	8	2		1	1	1	2	2	2									29	28	15	10	10	10	6	3	58	53	32	16	
South Africa	1	1	1																										1	1	1	
Sri Lanka							1																							1		
St. Lucia																										1				1		
St. Vincent	1	1	1	1																									1	1	1	1
Sweden	1	1	1																										1	1	1	
Switzerland	1																												1			
Tanzania	2	2	1								1									1	1	1	2					3	3	3	2	
Trinidad, Tobago	19	17	13	10					10	8	8	5	1	1	2	1				8	9	12	11	2	5	5	5	40	40	40	32	
Uganda	1	1	1																										1	1	1	
United Kingdom	53	42	33	19		1	1	1	17	21	20	16	1	2	1	2	1			154	139	117	91	47	37	28	22	273	242	200	151	
U. S. A.	15	13	11	8							1	1	1	3	1					3	3	2		2	2	1	1	21	21	16	10	
Venezuela	2		1																										2		1	
Zaire	1	1									1																		1	1	1	
Zambia									1	1																			1	1		
TOTAL	213	176	121	76	6	9	16	18	50	45	39	26	10	15	11	6	2	2		298	262	214	159	119	98	78	62	698	607	479	347	
% of Total F-T	6.96		3.99		0.19		0.50		3.53		2.99		0.91		0.98		2.15			8.42		6.67		5.71		3.62		4.81		3.34		
		5.47		2.08		0.28		0.59		3.10		2.08		1.36		0.53		2.33			7.73		5.16		4.67		2.68		4.17		2.39	

COMPARISON OF FOREIGN GRADUATE STUDENTS

Table No. 9
Page 123

ON STUDENT AUTHORIZATION (STUDENT VISA) BY COUNTRY OF CITIZENSHIP

COUNTRY OF CITIZENSHIP	ARTS			ENGINEERING			ENVIR ST			HKLS			MATHEMATICS			SCIENCE			TOTAL		
	'83	'84	'85	'83	'84	'85	'83	'84	'85	'83	'84	'85	'83	'84	'85	'83	'84	'85	'83	'84	'85
Algeria				1	1	1													1	1	1
Argentina						1															1
Australia				1		2	1				1	2	2	1	1				4	3	5
Austria	1																		1		
Bahamas		1																		1	
Bahrain					1	1														1	1
Bangladesh	2		1	1	1	2										1	2	2	4	3	5
Belgium													1						1		
Bermuda							1	1	1										1	1	1
Brazil				3	3	1							1	2	1	1	1		5	6	2
Cameroon Republic							1												1		
Chile				1	1	1							1	1					2	2	1
China, People's Republic				14	15	15		2	3	1	1		7	9	6	3	6	11	25	33	35
China, Taiwan/Formosa					1	1							1	2	2	1	1	1	2	4	4
Colombia				1	1														1	1	
Costa Rica				1	1											1			2	1	
Cyprus				1	1														1	1	
Czechoslovakia	1																		1		
Egypt				9	6	4							1	2	1				10	8	5
England	1	1	1		1	1							1	1		3	2	1	5	5	3
Ethiopia																2	4	4	2	4	4
France						1													1		2
Germany, West	10	8	10				1	1	2			1		1	1	1	1	1	13	10	15
Ghana	2								1							1			3		1
Greece				4	2	1										1	1	1	5	3	3
Guatemala			1																		1
Guyana													1						1		
Hong Kong		1	1	6	5	3	1	1	1				9	10	9	1	1	2	17	18	16
Iceland																1			1		
India	2	2	2	18	16	11							11	9	7	4	7	6	35	34	26
Indonesia																	1	1		1	1
Iran	1			4	5	4												1	5	5	5
Iraq																1	1		1	1	
Ireland/Eire					3	3														3	3
Israel			1							1	1		1						2	1	1
Italy				1										1	1	1			2	1	1

COMPARISON OF FOREIGN GRADUATE STUDENTS
ON STUDENT AUTHORIZATION (STUDENT VISA) BY COUNTRY OF CITIZENSHIP

Table No. 9
Page 124

COUNTRY OF CITIZENSHIP	ARTS			ENGINEERING			ENVIR ST			HKLS			MATHEMATICS			SCIENCE			TOTAL		
	'83	'84	'85	'83	'84	'85	'83	'84	'85	'83	'84	'85	'83	'84	'85	'83	'84	'85	'83	'84	'85
Jamaica				1	2	2													1	2	2
Japan				1	2	2													5	5	4
Jordan									1			1	3	3	1				1		
Kenya		1			1			1	1							1					
Korea, South				2	2	3													2	3	1
Lesotho													1	1					2	2	3
Libya				2	1														1	1	
Malaysia		2	1	4	3	1										2	2	2	4	3	2
Mauritius																2			4	5	2
Mexico				15	7	10										1			1		
Netherlands	2									1			7	6	5	1	2	2	24	15	17
New Zealand																			2		
Nigeria	2			3	3	3	2	2	1	1	1		1	1	1	1			2	1	1
Pakistan	4	1	4	3	3	2				1	1					4	2	2	12	8	7
Peru																2	1	2	9	5	8
Poland				1	1													1			1
Portugal				1	1	1												1	1	2	1
Saudi Arabia				1	1	1										1	1		2	2	1
Scotland																		1	1	1	2
Sierre Leone						1										1	1		1	1	
Singapore	1	3	2	3	1								2	1	1				6	6	1
Sri Lanka (Ceylon)				4	1								2	2	1	2	1	2	8	6	5
St. Vincent		1											2	2	1	2	3	3	8	6	4
Stateless				1	1	1														1	
Sweden					1		1	1					2	2	1				1	1	1
Tanzania				2			1	1					2	2	1			1	3	4	2
Thailand					2	3		1	1	1						1	1		4	2	
Trinidad, Tobago																1			1	3	4
Turkey							2	2	1				1	1	1	2		1	3	1	2
Uganda		1		1	1	1													2	2	1
United Kingdom																		1	1	2	1
United States of America	7	6	6	2	1	1	1	1		2	4	3	8	4	3	13	10	12	32	26	25
Venezuela													2	1					2	1	
Vietnam, South				1	1														1	1	
Wales													1						1	1	
Yugoslavia													1	1					1	1	
Zambia		1		1	1	1	1	1	1										2	3	2

COMPARISON OF FOREIGN GRADUATE STUDENTS
ON STUDENT AUTHORIZATION (STUDENT VISA) BY COUNTRY OF CITIZENSHIP

COUNTRY OF CITIZENSHIP	ARTS			ENGINEERING			ENVIR ST			HKLS			MATHEMATICS			SCIENCE			TOTAL		
	'83	'84	'85	'83	'84	'85	'83	'84	'85	'83	'84	'85	'83	'84	'85	'83	'84	'85	'83	'84	'85
TOTAL	36	29	31	115	101	86	13	15	14	7	8	6	69	61	44	56	54	62	295	268	243
% of Total Full-Time	10.7	9.2	10.3	29.3	26.5	26.3	11.8	13.4	13.1	10.9	11.4	8.2	33.7	27.7	20.5	22.8	20.0	23.4	21.8	19.6	18.9

UNIVERSITY OF WATERLOO
UNDERGRADUATE STUDENT FINANCIAL AID
1984 - 1985

SCHOLARSHIPS AND BURSARIES BY FACULTY

FACULTY	UNIVERSITY CONTROLLED		OUTSIDE DONORS	
	NUMBER OF AWARDS	TOTAL VALUE OF AWARDS	NUMBER OF AWARDS	TOTAL VALUE OF AWARDS
ARTS	307	\$89,288.80	54	\$41,566.49
ENGINEERING	434	\$219,296.44	177	\$122,517.95
ENVIRONMENTAL STUDIES	48	\$19,677.20	15	\$11,793.17
HUMAN KINETICS & LEISURE STUDIES	81	\$19,890.00	25	\$16,254.85
INDEPENDENT STUDIES	3	\$500.00	0	\$.00
MATHEMATICS	527	\$239,981.45	145	\$94,882.35
SCIENCE	195	\$86,703.07	51	\$42,840.58
PURE CORRESPONDENCE	29	\$7,403.70	8	\$4,172.26
TOTAL	1624	\$662,540.66	475	\$334,027.85

UNIVERSITY OF WATERLOO
1984/85 GOVERNMENT AID BY FACULTY

FACULTY	LEVEL OF STUDY	STUDENTS RECEIVING OSG		STUDENTS RECEIVING LOAN		AVERAGE AWARD PER STUDENT		TOTAL NO. OF STUDENTS AIDED	% OF FULL-TIME ENROLMENT RECEIVING
		TOTAL	\$ TOTAL	TOTAL	\$ TOTAL	\$ TOTAL	\$ TOTAL		
ARTS	UNDERGRAD	537	1,110,713.00	1048	2,283,789.00	2,068.36	2,179.18	1053	31.20
	GRADUATE	-	-	30	115,402.00	-	3,846.73	30	9.49
ENGINEERING	UNDERGRAD	297	392,474.00	683	1,010,282.00	1,321.46	1,479.18	684	21.14
	GRADUATE	-	-	18	73,682.00	-	4,093.44	18	4.72
ENVIRONMENTAL STUDIES	UNDERGRAD	173	332,016.00	410	916,242.00	1,919.16	2,234.73	410	30.64
	GRADUATE	-	-	14	52,684.00	-	3,763.14	14	12.50
HUMAN KINETICS & LEISURE STUDIES	UNDERGRAD	161	286,311.00	390	750,303.00	1,778.32	1,923.85	391	34.33
	GRADUATE	-	-	8	31,038.00	-	3,879.75	8	11.43
INDEPENDENT STUDIES	UNDERGRAD	33	91,030.00	44	163,454.00	2,758.48	3,714.86	45	48.39
	GRADUATE	-	-	-	-	-	-	-	-
MATHEMATICS	UNDERGRAD	325	466,172.00	744	1,258,906.00	1,434.37	1,692.07	745	23.15
	GRADUATE	-	-	5	18,192.00	-	3,638.40	5	2.25
SCIENCE	UNDERGRAD	289	630,155.00	652	1,382,970.00	2,180.46	2,121.11	653	29.95
	GRADUATE	-	-	9	31,575.00	-	3,508.33	9	3.33
PURE CORRESPONDENCE	UNDERGRAD	18	30,734.00	42	79,621.00	1,707.44	1,895.73	42	17.07
	GRADUATE	-	-	-	-	-	-	-	-
TOTAL	UNDERGRAD	1833	3,339,605.00	4013	7,845,567.00	1,821.93	1,955.04	4023	27.60
	GRADUATE	-	-	84	322,573.00	-	3,840.15	84	6.14

UNIVERSITY OF WATERLOO
UNDERGRADUATE STUDENT FINANCIAL AID
PRELIMINARY 1985 - 1986

SCHOLARSHIPS AND BURSARIES BY FACULTY

FACULTY	UNIVERSITY CONTROLLED		OUTSIDE DONORS	
	NUMBER OF AWARDS	TOTAL VALUE OF AWARDS	NUMBER OF AWARDS	TOTAL VALUE OF AWARDS
ARTS	350	\$80,643.55	78	\$59,957.50
ENGINEERING	420	\$226,975.81	149	\$107,730.98
ENVIRONMENTAL STUDIES	49	\$22,417.00	23	\$14,799.38
HUMAN KINETICS & LEISURE STUDIES	113	\$30,000.00	26	\$16,781.18
INDEPENDENT STUDIES	0	\$.00	0	\$.00
MATHEMATICS	549	\$255,062.24	122	\$81,956.10
SCIENCE	166	\$70,000.00	56	\$36,062.05
PURE CORRESPONDENCE	18	\$4,438.00	8	\$3,435.20
TOTAL	1665	\$689,536.80	462	\$322,722.39

UNIVERSITY OF WATERLOO
PRELIMINARY 1985/86 GOVERNMENT AID BY FACULTY

FACULTY	LEVEL OF STUDY	STUDENTS RECEIVING OSG		STUDENTS RECEIVING LOAN		AVERAGE AWARD PER STUDENT		TOTAL NO. OF STUDENTS AIDED	% OF FULL-TIME ENROLMENT RECEIVING
		TOTAL	\$ TOTAL	TOTAL	\$ TOTAL	\$ TOTAL	\$ TOTAL		
ARTS	UNDERGRAD	601	1,316,295.00	1198	2,558,014.00	2,190.17	2,135.23	1202	32.91
	GRADUATE	-	-	35	113,576.00	-	3,245.02	35	11.59
ENGINEERING	UNDERGRAD	273	388,433.00	612	891,990.00	1,422.83	1,457.50	612	20.13
	GRADUATE	-	-	14	44,608.00	-	3,188.28	14	4.28
ENVIRONMENTAL STUDIES	UNDERGRAD	168	339,719.00	421	917,168.00	2,022.13	2,178.54	421	33.60
	GRADUATE	-	-	17	72,092.00	-	4,240.70	17	15.89
HUMAN KINETICS & LEISURE STUDIES	UNDERGRAD	177	385,780.00	404	768,383.00	2,179.54	1,901.93	404	35.66
	GRADUATE	-	-	11	35,033.00	-	3,184.81	11	15.07
INDEPENDENT STUDIES	UNDERGRAD	21	51,780.00	32	93,375.00	2,465.71	2,917.96	32	50.79
	GRADUATE	-	-	-	-	-	-	-	-
MATHEMATICS	UNDERGRAD	340	539,276.00	743	1,219,117.00	1,586.10	1,640.80	744	24.13
	GRADUATE	1	1,160.00	3	20,520.00	1,160.00	6,840.00	3	1.40
SCIENCE	UNDERGRAD	352	796,550.00	768	1,646,254.00	2,262.92	2,143.55	770	33.25
	GRADUATE	-	-	11	41,386.00	-	3,762.36	11	4.15
PURE CORRESPONDENCE	UNDERGRAD	29	36,828.00	74	145,833.00	1,269.93	1,970.71	74	47.44
	GRADUATE	-	-	-	-	-	-	-	-
TOTAL	UNDERGRAD	1961	3,854,661.00	4252	8,240,134.00	1,965.66	1,937.94	4259	29.29
	GRADUATE	1	1,160.00	91	327,215.00	1,160.00	3,595.77	91	7.06

NUMBER OF "PURE" CORRESPONDENCE STUDENTS

FULL-TIME	ARTS			ENGINEERING			ENV STUDIES			HK&LS			IND STUDIES			MATHEMATICS			SCIENCE			TOTAL		
	'83	'84	'85	'83	'84	'85	'83	'84	'85	'83	'84	'85	'83	'84	'85	'83	'84	'85	'83	'84	'85	'83	'84	'85
General	125	132	97	-	-	-	13	13	3	-	1	-	-	1	3	2	4	30	27	26	171	178	130	
Honours	13	12	2	-	-	-	1	-	-	1	3	1	-	-	-	-	-	-	2	-	15	17	3	
Non-Degree	18	22	11	3	3	2	2	2	-	1	2	1	-	-	1	1	1	3	8	7	28	38	22	
Post-Degree	11	11	3	-	-	-	-	-	-	3	1	-	-	-	-	-	-	2	1	4	16	13	7	
TOTAL	167	177	113	3	3	2	16	15	3	5	7	2	0	1	4	3	5	35	38	37	230	246	162	
PART-TIME																								
General	2013	2234	2192	-	-	-	144	156	139	2	1	3	-	-	144	133	102	436	486	482	2739	3010	2918	
Honours	56	68	109	-	-	1	14	15	12	57	59	51	-	-	153	137	157	50	46	47	330	325	377	
Non-Degree	829	868	874	140	155	178	28	49	41	103	82	86	-	-	167	153	113	162	223	216	1429	1530	1508	
Post-Degree	633	669	622	52	60	59	24	19	23	29	32	36	-	-	100	83	85	245	300	292	1083	1163	1117	
	3531	3839	3797	192	215	238	210	239	215	191	174	176	-	-	564	506	457	893	1055	1037	5581	6028	5920	
% of Total																								
Part-time	62.7	64.3	61.3	79.7	78.2	69.6	76.9	73.3	59.6	51.8	62.6	53.0	-	-	75.6	72.7	69.6	79.4	88.6	70.3	66.5	69.0	63.2	
GRAND TOTAL	3698	4016	3910	195	218	240	226	254	218	196	181	178	0	1	568	509	462	928	1093	1074	5811	6274	6082	

NOTE: The percentages compare the correspondence part-time enrolment to the total university undergraduate part-time enrolment by faculty (Church Colleges included).

PURE CORRESPONDENCE - Students taking all courses by Correspondence.

UNIVERSITY OF WATERLOO
PART-TIME UNDERGRADUATE STUDENTS
FALL REGISTRATION 1985

FACULTY	CORRESPONDENCE STUDENTS	ON-CAMPUS STUDENTS	OFF-CAMPUS STUDENTS	MIXED STUDENTS	TOTAL
Arts	3796	788	240	70	4894
Engineering	238	43	2	2	285
Environmental Studies	215	44	--	1	260
Human Kinetics & Leisure Studies	175	69	4	5	253
Independent Studies	--	1	--	--	1
Mathematics	455	84	--	3	542
Science	1037	61	--	2	1100
TOTAL	5916	1090	246	83	7335

On-Campus Students - Part-time students registered only in courses offered on campus.

Off-Campus Students - Part-time students registered only in courses offered at off-campus locations.

Correspondence Students - Part-time students registered only in correspondence courses.

Mixed Students - Part-time students registered in any combination of correspondence, on-campus, or off-campus courses.



ONTARIO UNIVERSITY
ENROLMENT COMPARISON
FALL 1985-86

INSTITUTION	UNDERGRADUATE		GRADUATE	
	FULL-TIME	PART-TIME	FULL-TIME	PART-TIME
Brock	4462	3223	69	521
Carleton	10260	4264	1120	1090
Guelph	9548	2000	938	179
Lakehead	3481	1577	144	104
Laurentian & Affiliates	4193	3568	90	97
McMaster & Affiliates	10099	2953	1121	896
Ottawa & Affiliates	11913	6745	1561	1706
Queen's & Affiliates	10016	3177	1549	562
Toronto & Affiliates	28820	12403	5489	3900
Trent	3115	1083	47	3
Waterloo	14465	7385	1289	434
Western & Affiliates	18159	5723	1789	646
Wilfrid Laurier & Affiliates	4332	2387	311	295
Windsor	7328	4392	523	348
York	18211	12317	1596	1452
Ryerson	8539	10257	—	—
Ontario College of Art	1320	2000	—	—
Dominican	52	67	12	11
TOTAL	168313	85521	17648	12244

SOURCE: C.O.U. Preliminary Enrolment Report 1985-86

