

A= UW
T= UW Student Statistical Information - 1986-1987
Date=

OA# 844



University of Waterloo
Student Statistical Information
1986-1987

Prepared by the Office of the Registrar
With the co-operation of the University Graduate Office

STUDENT STATISTICAL INFORMATION

I am pleased to submit statistical information for the University of Waterloo and its Federated and Affiliated Institutions. The forms used are as follows:

TABLE NO. 1	-	86/87 SUMMARY OF ENROLMENT	Page 1 - 2
TABLE NO. 2	-	1986/87 DISTRIBUTION OF TOTAL ENROLMENT	Page 3 - 10
TABLE NO. 3	-	DISTRIBUTION OF FULL-TIME ENROLMENT - MALE AND FEMALE BY MAJOR CATEGORIES, 1978-1986	Page 11 - 21
TABLE NO. 4	-	DISTRIBUTION OF FULL-TIME ENROLMENT, 1978-1986	Page 22 - 38
TABLE NO. 5	-	DISTRIBUTION OF YEAR I CONFIRMED STUDENTS BY GRADE 13 ADMISSION AVERAGE	Page 40 - 41
TABLE NO. 6	-	1986/87 UNDERGRADUATE ENROLMENT IN REGULAR, HONOURS AND GENERAL PROGRAMS	Page 42 - 80
TABLE NO. 7	-	DEGREES GRANTED	Page 81 - 113
TABLE NO. 8	-	1986/87 GEOGRAPHICAL DISTRIBUTION OF UNDERGRADUATE STUDENTS	Page 114 - 118
TABLE NO. 9	-	1983-1986 UNDERGRADUATE & GRADUATE STUDENTS ON STUDENT AUTHORIZATION (STUDENT VISA) BY COUNTRY OF CITIZENSHIP	Page 120 - 123
TABLE NO. 10	-	1985/86 UNDERGRADUATE STUDENT FINANCIAL AID AND 1986/87 PRELIMINARY REPORT	Page 124 - 127
TABLE NO. 11	-	1984-1986 COMPARISON OF STUDENTS TAKING ONLY CORRESPONDENCE COURSES	Page 128
TABLE NO. 12	-	SUMMARY OF FALL 1986 PART-TIME ENROLMENT	Page 129

May, 1987



C. T. Boyes
Registrar

SUMMARY OF ENROLLMENT 1988/87
(Including Church Colleges & Off-Campus Students)

FACULTY	FULL-TIME			PART-TIME			GRAND TOTAL
	UNDERGRADUATE	GRADUATE	TOTAL	UNDERGRADUATE	GRADUATE	TOTAL	
Arts	3529	318	3847	6367	61	6448	10295
Engineering	2917	367	3284	315	190	505	3789
Environmental Studies	1134	110	1244	398	37	435	1679
Independent Studies	56	—	56	—	—	—	56
Mathematics	3030	225	3255	563	56	639	3894
Human Kinetics & Leisure Studies	1065	60	1145	337	19	356	1501
Science	2231	273	2504	1505	22	1527	4031
TOTAL UNIVERSITY	13962	1363	15335	9505	405	9910	25245
Increase or Decrease 1985/86	-558	+ 65	-501	+138	- 33	+113	-388
Increase or Decrease 1984/85	- 58	- 61	-138	+633	- 47	+585	+447
Increase or Decrease 1983/84	+ 41	+ 14	+ 55	+344	- 7	+337	+392
Increase or Decrease 1982/83	+ 32	+ 44	+ 76	+1967	+ 30	+1997	+1973
Increase or Decrease 1981/82	+195	+ 78	+274	+676	- 13	+663	+1137
Increase or Decrease 1980/81	+570	+107	+677	+231	- 59	+172	+849
Increase or Decrease 1979/80 to 1980/81	+597	+ 24	+621	+919	- 71	+849	+1469
Increase or Decrease 1978/79 to 1979/80	+ 90	- 46	+ 44	+360	- 14	+366	+820

SUMMARY OF ENROLLMENT 1988/87
(Including Church Colleges & Off-Campus Students)

FACULTY	FULL-TIME			PART-TIME			GRAND TOTAL
	UNDERGRADUATE	GRADUATE	TOTAL	UNDERGRADUATE	GRADUATE	TOTAL	
Increase or Decrease 1977/78 to 1978/79	+ 10	- 77	- 67	+403	- 47	+356	+288
Increase or Decrease 1978/77 to 1977/78	-135	-150	-285	+521	- 54	+467	+182
Increase or Decrease 1975/76 to 1978/77	+484	- 43	+441	+570	- 28	+542	+863
% Change from 1985/86 to 1988/87	-3.8	+5.1	-3.2	+1.5	-7.5	+1.2	-1.5
% Change from 1984/85 to 1988/88	- .4	-5.9	- .8	+6.7	-6.7	+6.0	+1.7
% Change from 1983/84 to 1984/85	+ .3	+1.0	+ .3	+4.1	-1.4	+3.8	+1.6
% Change from 1982/83 to 1983/84	+ .2	+3.4	+ .5	+28.6	+6.5	+27.2	+6.6
% Change from 1981/82 to 1982/83	+1.4	+6.4	+1.8	+5.5	-2.9	+4.1	+5.2
% Change from 1980/81 to 1981/82	+4.1	+8.5	+4.5	+4.3	-11.0	+2.9	+4.1

UNIVERSITY OF WATERLOO
DISTRIBUTION OF TOTAL ENROLMENT
UNDERGRADUATE STUDENTS

FACULTY AND PROGRAM	FULL-TIME STUDENTS										FULL-TIME MAKE-UP POST-DEGREE OR NON-DEGREE				ALL STUDENTS FACULTY TOTAL				
	I		II		III		IV		V		ALL YEARS		PT-TIME STUDENTS		NON-DEGREE		M	F	TOTAL
	M	F	M	F	M	F	M	F	M	F	M	F	M	F	M	F	M	F	TOTAL
UNIVERSITY																			
-General	193	309	143	229	139	226	18	17			493	781	858	2217	0	0	1351	2998	
-Hon Regular	12	14	90	182	103	145	91	143			298	484	35	71	0	0	331	555	
-Hon Co-op																			
-On Campus	95	175	83	121	44	74	9	28			231	398	21	43	0	0	252	441	
-Off Campus	0	1	5	6	33	38	19	27			57	72	0	5	0	0	57	77	
-Non-Degree													835	1585	31	83	866	1628	
ST. JEROME'S																			
-General	42	80	28	18	23	34	3	1			94	113	17	109	0	0	111	222	
-Honours	0	0	18	39	14	32	17	22			49	93	3	9	0	0	52	102	
-Hon Co-op																			
-On-Campus	0	6	2	1	0	3	1	1			3	11	0	3	0	0	3	14	
-Off-Campus	0	0	0	0	1	3	0	0			1	3	0	0	0	0	1	3	
-Non-Degree													23	64	3	8	28	72	
RENISON																			
-General	9	39	19	54	15	58	0	0			43	151	38	252	0	0	81	403	
-Honours	0	18	2	8	2	6	1	6			5	34	2	2	0	0	7	38	
-Non-Degree													29	162	1	8	30	168	
TOTAL	351	820	388	658	374	619	159	245	0	0	1272	2140	1881	4502	35	77	3168	6719	9887

UNIVERSITY OF WATERLOO
DISTRIBUTION OF TOTAL ENROLMENT
UNDERGRADUATE STUDENTS

FACULTY AND PROGRAM	FULL-TIME STUDENTS										FULL-TIME MAKE-UP POST-DEGREE OR NON-DEGREE				ALL STUDENTS FACULTY		TOTAL			
	I		II		III		IV		V		ALL YEARS		PT-TIME STUDENTS		NON-DEGREE			M	F	
	M	F	M	F	M	F	M	F	M	F	M	F	M	F	M	F		M	F	
ENGINEERING																				
-On-Campus	572	97	577	71	236	20	310	45			1695	233	270	40	36	3	2001	276		
-Off-Campus	14	1	239	36	381	48	211	18			845	103	3	0	0	0	848	103		
TOTAL	586	98	816	107	617	68	521	63	0	0	2540	336	273	40	36	3	2849	379	3228	
ENVIRONMENTAL STUDIES																				
UNIVERSITY																				
Co-op																				
-On-Campus	0	0	54	48	70	46	32	19	0	0	156	113	18	8	0	0	174	121		
-Off-Campus	0	0	0	1	41	23	7	8	17	6	85	38	4	0	0	0	89	38		
Regular																				
-General	13	4	25	9	24	18	16	10	0	0	78	38	174	74	0	0	252	113		
-Honours	168	92	86	42	69	43	75	42	0	0	398	219	17	10	0	0	415	229		
-Non-Degree													61	32	20	6	81	38		
TOTAL	181	98	165	100	204	128	130	79	17	6	697	409	274	124	20	6	991	539	1530	
INDEPENDENT STUDIES																				
Special Program	18	10	9	5	8	8	0	0	0	0	35	21	0	0	0	0	35	21		
TOTAL	18	10	9	5	8	8	0	0	0	0	35	21	0	0	0	0	35	21	56	

UNIVERSITY OF WATERLOO
DISTRIBUTION OF TOTAL ENROLMENT
UNDERGRADUATE STUDENTS

FACULTY AND PROGRAM	FULL-TIME STUDENTS										FULL-TIME MAKE-UP POST-DEGREE OR NON-DEGREE				ALL STUDENTS FACULTY TOTAL				
	I		II		III		IV		V		ALL YEARS		PT-TIME STUDENTS		NON-DEGREE		M	F	TOTAL
	M	F	M	F	M	F	M	F	M	F	M	F	M	F					
UNIVERSITY																			
Co-op On-Campus																			
- General	0	0	0	0	0	0	2	1		2	1	4	0	0	0	8	1		
- Honours	439	173	353	141	148	89	188	98		1108	501	115	73	0	0	1223	574		
Co-op Off-Campus																			
- General	0	0	0	0	0	0	0	0		0	0	2	0	0	0	2	0		
- Honours	1	1	185	55	217	82	78	43		459	181	5	3	0	0	464	184		
Regular																			
- General	7	8	27	10	30	16	32	19		96	51	79	29	0	0	175	80		
- Honours	72	25	57	22	50	29	92	40		271	118	5	4	0	0	276	120		
- Non-Degree												178	68	11	3	189	71		
ST JEROME'S																			
Co-op																			
- On-Campus	42	27	30	12	10	8	1	3		83	50	8	5	0	0	91	55		
- Off-Campus	0	0	14	11	19	6	3	1		36	18	1	0	0	0	37	18		
Regular																			
- General	0	0	3	1	1	1	0	0		4	2	2	1	0	0	8	3		
- Honours	8	5	3	2	3	3	7	2		21	12	1	0	0	0	22	12		
TOTAL	589	237	662	254	478	234	381	207	0	0	2080	932	400	183	11	3	2491	1118	3609

UNIVERSITY OF WATERLOO
DISTRIBUTION OF TOTAL ENROLMENT
UNDERGRADUATE STUDENTS

FACULTY AND PROGRAM	FULL-TIME STUDENTS										FULL-TIME MAKE-UP POST-DEGREE				ALL STUDENTS FACULTY				
	I		II		III		IV		V		ALL YEARS		PT-TIME STUDENTS		OR NON-DEGREE		M	F	TOTAL
HUMAN KINETICS & LEISURE STUDIES	M	F	M	F	M	F	M	F	M	F	M	F	M	F	M	F	M	F	TOTAL
Co-op																			
- On-Campus	58	113	37	111	19	72	8	35			123	331	12	27	0	0	135	358	
- Off-Campus	0	4	1	1	22	36	6	20			29	61	0	4	0	0	29	65	
Regular																			
- General	0	0	4	12	7	10	7	6			18	28	1	11	0	0	19	39	
- Honours	31	67	52	73	37	77	34	96			154	313	6	26	0	0	160	341	
Non-Degree													41	207	6	21	47	228	
TOTAL	90	184	94	197	85	195	55	157	0	0	324	733	60	277	6	21	390	1031	1421
SCIENCE																			
Optometry	28	33	27	31	30	28	28	30			113	122	0	0	0	0	113	122	
Co-op																			
- On-Campus	178	79	108	78	38	22	78	40			402	219	27	15	0	0	429	234	
- Off-Campus	1	1	27	23	54	26	2	1			84	51	3	0	0	0	87	51	
Regular																			
- General	265	121	104	44	75	19	0	0			444	184	352	221	0	0	798	405	
- Honours	0	0	99	73	118	84	151	58			368	195	18	7	0	0	386	202	
- Non-Degree													425	436	26	18	451	454	
TOTAL	472	234	385	249	315	159	259	129	0	0	1411	771	825	679	26	18	2262	1488	3730
GRAND TOTAL	2267	1479	2489	1568	2081	1409	1505	880	17	6	8359	5342	3693	5605	134	128	12186	11275	23461

GRADUATE ENROLMENT

UNDERGRADUATE LEVEL ENROLMENT

	Non-Degree Undergraduate				Qualifying				Total				Total Undergraduate Level		
	FT		PT		FT		PT		FT		PT		M	F	
	M	F	M	F	M	F	M	F	M	F					
ARTS															
Economics										0	0	0	0	0	0
English					1			1	3	1	0	1	3	2	3
French							2			0	2	0	0	0	2
German							1			0	1	0	0	0	1
History										0	0	0	0	0	0
Philosophy										0	0	0	0	0	0
Political Science							1			0	1	0	0	0	1
Psychology										0	0	0	0	0	0
Russian										0	0	0	0	0	0
Sociology										0	0	0	0	0	0
TOTAL	0	0	0	0	1	4	1	3		1	4	1	3	2	7
ENGINEERING															
Chemical								1		0	0	1	0	1	0
Civil										0	0	0	0	0	0
Electrical										0	0	0	0	0	0
Management Sciences					1	1			1	1	1	0	1	1	2
Mechanical										0	0	0	0	0	0
Systems Design										0	0	0	0	0	0
TOTAL	0	0	0	0	1	1	1	1		1	1	1	1	2	2
ENVIRONMENTAL STUDIES															
Geography										0	0	0	0	0	0
Planning					1	1				1	1	0	0	1	1
TOTAL	0	0	0	0	1	1	0	0		1	1	0	0	1	1

GRADUATE ENROLMENT

UNDERGRADUATE LEVEL ENROLMENT

	Non-Degree Undergraduate				Qualifying				Total				Total Undergraduate Level		
	FT		PT		FT		PT		FT		PT		M	F	
	M	F	M	F	M	F	M	F	M	F					
HUMAN KINETICS & LEISURE STUDIES															
Health Studies										0	0	0	0	0	0
Kinesiology										0	0	0	0	0	0
Recreation & Leisure Studies									1	0	0	0	1	0	1
TOTAL	0	0	0	0	0	0	0	1	0	0	0	1	0	1	
MATHEMATICS															
Actuarial Science			15	3						0	0	15	3	15	3
Applied Mathematics										0	0	0	0	0	0
Combinatorics & Optimization										0	0	0	0	0	0
Computer Science					1	1				1	1	0	0	1	1
Pure Mathematics										0	0	0	0	0	0
Statistics					1	1				1	1	0	0	1	1
TOTAL	0	0	15	3	2	2	0	0	2	2	15	3	17	5	
SCIENCE															
Biology					2	1				2	1	0	0	2	1
Chemistry						1				0	1	0	0	0	1
Earth Sciences					1					1	0	0	0	1	0
Physics										0	0	0	0	0	0
Physiological Optics										0	0	0	0	0	0
TOTAL	0	0	0	0	3	2	0	0	3	2	0	0	3	2	
GRAND TOTAL	0	0	15	3	8	10	2	5	8	10	17	8	25	18	

GRADUATE ENROLMENT

FALL 1988

GRADUATE LEVEL ENROLMENT

	Non-Deg Grad				Masters				MPhil/Dipl				1 of 3 Yr PhD				PhD				Total				Total Graduate Level			
	FT		PT		FT		PT		FT		PT		FT		PT		FT		PT		FT		PT		M	F		
	M	F	M	F	M	F	M	F	M	F	M	F	M	F	M	F	M	F	M	F	M	F	M	F				
ARTS																												
*Accounting																												
Economics					14	7	1	1													14	7	1	1	15	8		
English					14	26	5	11	1	3	1	2									15	29	6	13	21	42		
French	1				2	5	3	3												3	5	3	3	6	8			
German			1		7	4									3	6		1		10	10	1	1	11	11			
History	1			1	9	13	6	2			1				11	5	3			21	18	10	3	31	21			
Philosophy				1	6	3	1								15	1	7			21	4	9	0	30	4			
Political Science	1				11	4		1												12	4	0	1	12	5			
Psychology		1		5	7	22	2	4				2	8		25	52		6		34	83	2	15	36	98			
Russian					2	2		1												2	2	0	1	2	3			
Sociology				1	1	10		3							7	6	4	3		8	16	5	6	13	22			
TOTAL	3	1	3	6	73	96	18	26	1	3	2	2	2	8	0	0	0	0	61	70	14	10	140	178	37	44	177	222
ENGINEERING																												
Chemical	1				22	10	20	3							31	4	3	1		54	14	23	4	77	18			
Civil	1		1		37	5	8		1						15	1	3			54	8	12	0	66	6			
Electrical				1	50	2	10								28		2			78	2	13	0	91	2			
Management Science	2		2	2	17	3	71	9							13	3	3	3		32	6	78	14	108	20			
Mechanical				4	38	8	31					1			20	1	6			59	7	41	1	100	8			
Systems Design	1				28	3	2	4							19	4				48	7	2	4	50	11			
TOTAL	5	0	6	3	192	29	142	16	1	0	0	0	1	0	0	0	0	0	126	13	17	4	325	42	167	23	492	65
ENVIRONMENTAL STUDIES																												
Geography					15	19	5	2							14	6		1		29	25	5	3	34	28			
Planning					21	12	10	11							15	8	6	2		36	20	16	13	52	33			
	0	0	0	0	36	31	15	13	0	0	0	0	0	0	29	14	6	3	65	45	21	16	85	45	21	16	86	61

GRADUATE ENROLMENT

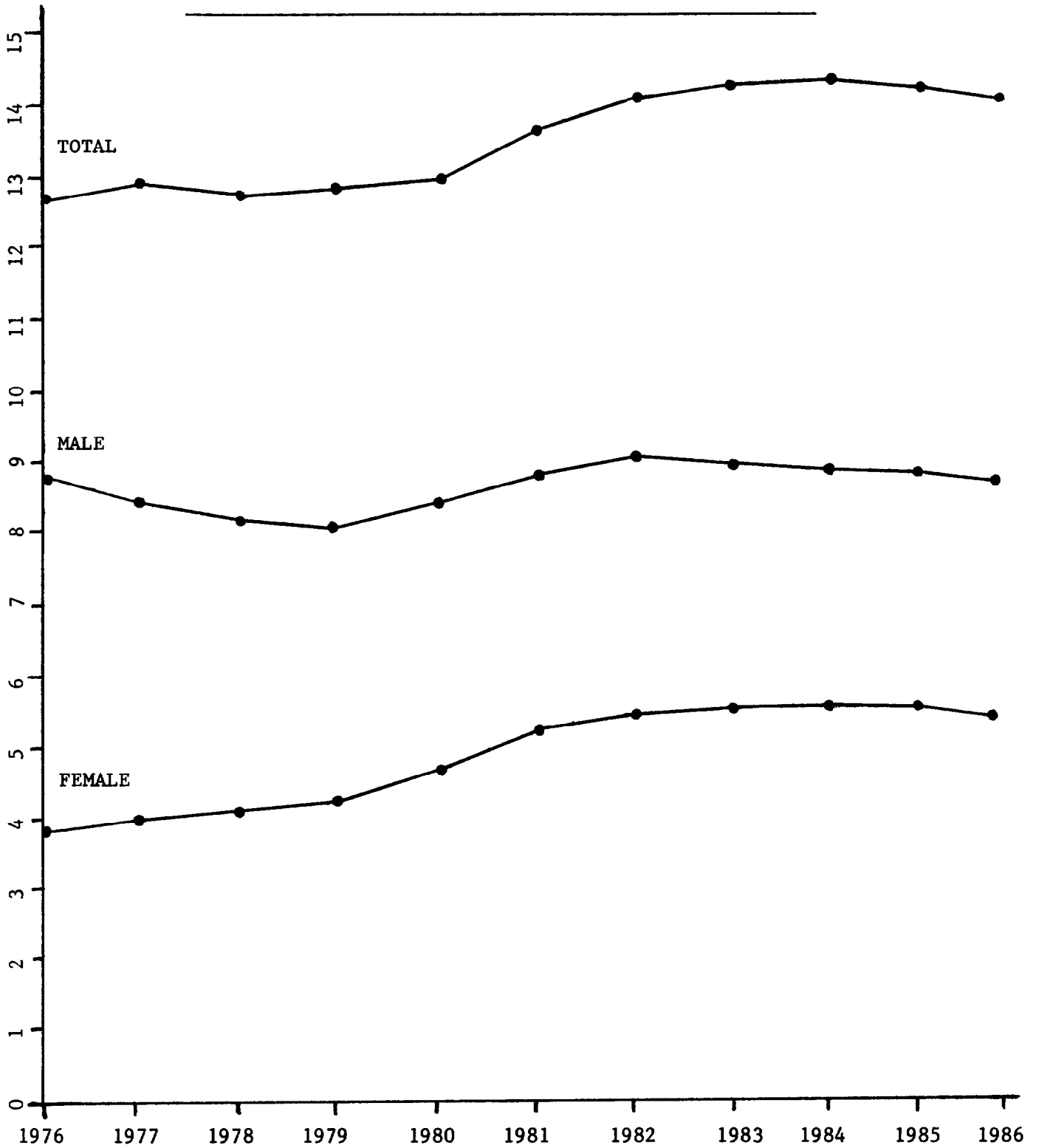
FALL 1988

GRADUATE LEVEL ENROLMENT

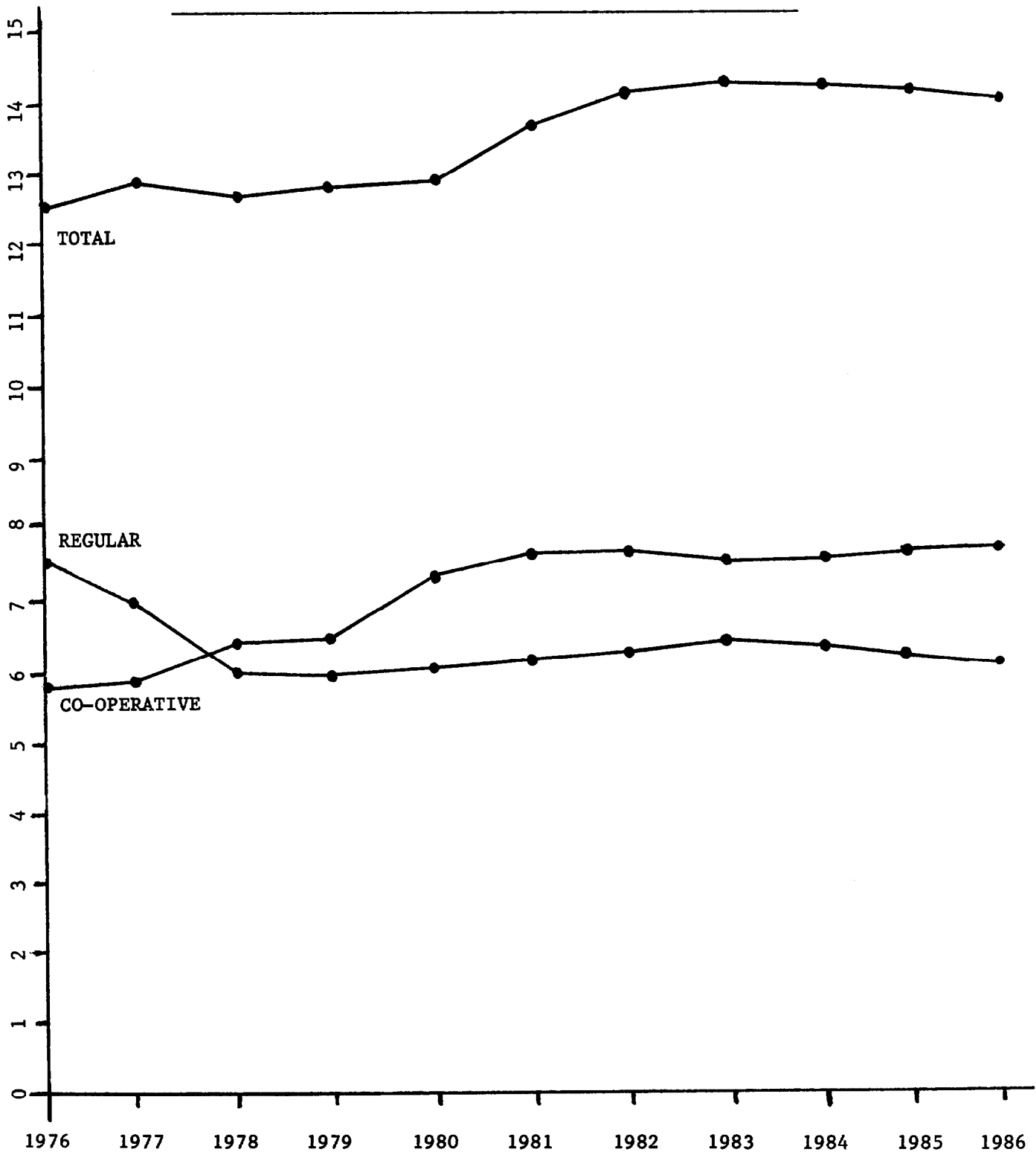
	Non-Deg Grad				Masters				MPhil/Dipl				1 of 3 Yr PhD				PhD				Total				Total Graduate Level	
	FT		PT		FT		PT		FT		PT		FT		PT		FT		PT		FT		PT		M	F
	M	F	M	F	M	F	M	F	M	F	M	F	M	F	M	F	M	F	M	F	M	F				
HUMAN KINETICS & LEISURE STUDIES																										
Health Studies					1	9	2	3													1	9	2	3	3	12
Kinesiology					16	9	2	3							7	3	4	2	23	12	6	5	29	17		
Recreation & Leisure Studies					6	9	2	1											6	9	2	1	8	10		
TOTAL	0	0	0	0	23	27	6	7	0	0	0	0	0	0	0	0	7	3	4	2	30	30	10	9	40	39
MATHEMATICS																										
Actuarial Science	1		27	11	3			1													4	0	28	11	32	11
Applied Mathematics					6	4									9	3			15	7	0	0	15	7		
Combinatorics & Optimization					11	2		1							12	2	1		23	4	2	0	25	4		
Computer Science	2				63	10	5	1							50	10	5		115	20	10	1	125	21		
Pure Mathematics					4	1					1				6				11	1	0	0	11	1		
Statistics					8	5		1							6	6	1	2	14	11	2	2	16	13		
TOTAL	3	0	27	11	95	22	8	1	1	0	0	0	0	0	0	0	63	21	7	2	182	43	42	14	224	57
SCIENCE																										
Biology	2				28	19		1	2							25	6	3		55	25	4	2	59	27	
Chemistry			1		20	12		1	1							25	8	2		45	20	4	1	49	21	
Earth Sciences					32	21		3	1							17	4	4		49	25	7	1	56	26	
Physics					26	1		2							20				46	1	2	0	48	1		
Physiological Optics						4									2	1	1		2	5	1	0	3	5		
TOTAL	2	0	1	0	106	57	7	4	0	0	0	0	0	0	0	0	69	19	10	0	197	78	18	4	215	80
GRAND TOTAL	13	1	39	20	525	262	196	67	3	3	2	2	3	8	0	0	395	140	58	21	939	414	295	110	1234	524

*NOTE: In addition, 23 full-time and 1 part-time students registered in the Master of Accounting Program, Faculty of Arts in Spring 1988.

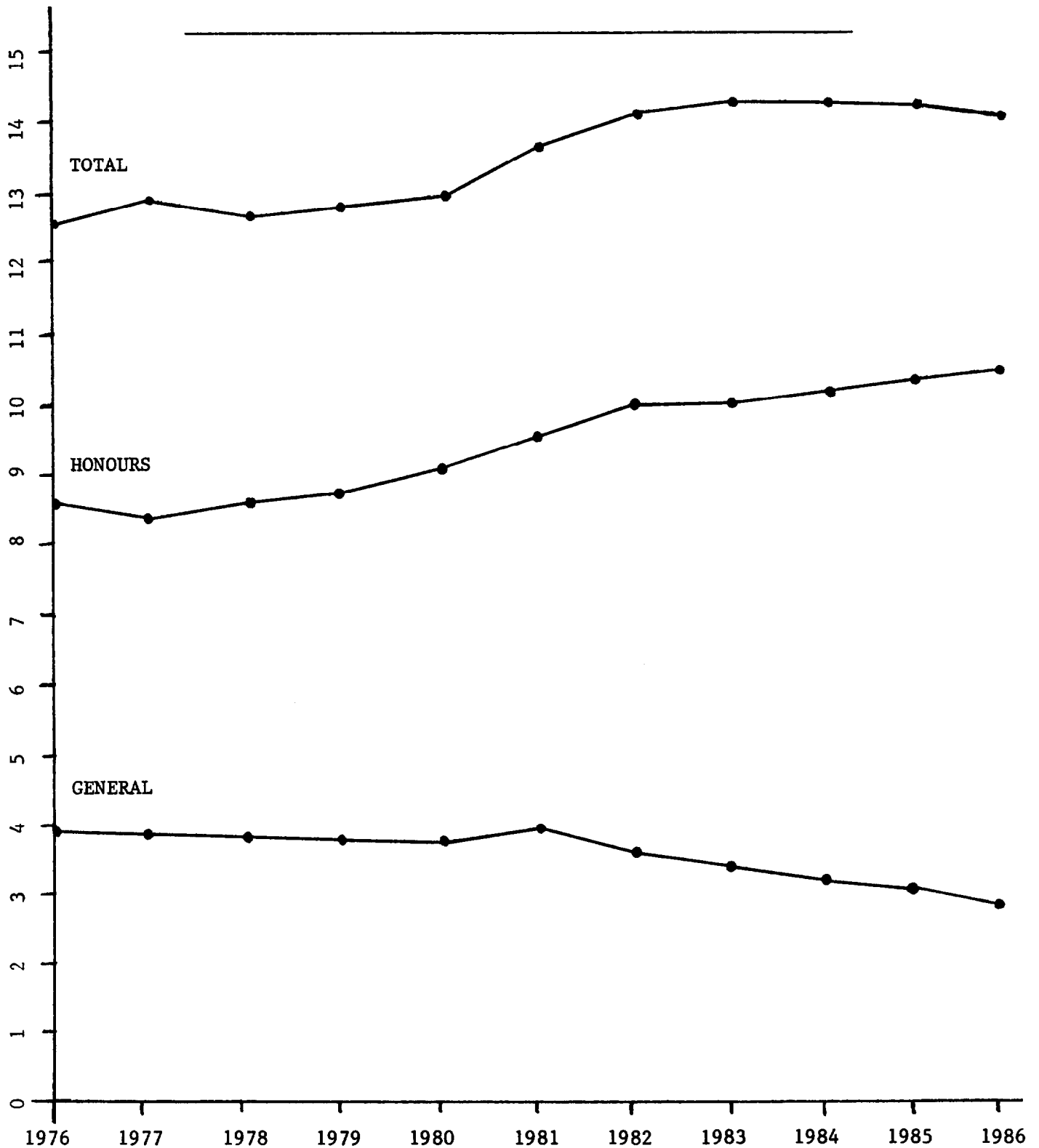
UNIVERSITY OF WATERLOO
(including Church Colleges and Off-Campus Students)
FULL-TIME UNDERGRADUATE ENROLMENT
COMPARING MALE & FEMALE STUDENTS
TO TOTAL ENROLMENT
1976 TO 1986



UNIVERSITY OF WATERLOO
(including Church Colleges and Off-Campus Students)
FULL-TIME UNDERGRADUATE ENROLMENT
COMPARING CO-OPERATIVE AND REGULAR PROGRAMS
TO TOTAL ENROLMENT
1976 TO 1986



UNIVERSITY OF WATERLOO
(including Church Colleges and Off-Campus Students)
FULL-TIME UNDERGRADUATE ENROLMENT
COMPARING HONOURS & GENERAL PROGRAMS
TO TOTAL ENROLMENT
1976 TO 1986



UNIVERSITY OF WATERLOO
DISTRIBUTION OF FULL-TIME UNDERGRADUATE STUDENTS - REGULAR PROGRAMS
(including Church Colleges and Off-Campus Students)

NUMBER OF STUDENTS	FALL 1976		FALL 1977		FALL 1978		FALL 1979		FALL 1980		FALL 1981		FALL 1982		FALL 1983		FALL 1984		FALL 1985		FALL 1986	
	M	F	M	F	M	F	M	F	M	F	M	F	M	F	M	F	M	F	M	F	M	F
Arts	1285	1572	1128	1427	1080	1316	1005	1299	1038	1308	1078	1468	1086	1524	1070	1603	1040	1708	999	1802	980	1656
Engineering	-	-	-	-	-	-	-	-	-	-	-	-	-	-	-	-	-	-	-	-	-	-
Environmental Studies	715	388	680	378	627	390	641	392	602	367	604	391	624	387	677	375	627	341	525	310	478	258
Independent Studies	47	28	53	31	41	23	50	36	45	37	50	40	55	38	61	25	55	38	39	24	35	21
Mathematics	930	395	873	389	803	373	700	342	737	372	678	357	642	311	618	302	488	247	430	203	392	181
H.K. & L.S.	224	368	210	378	207	418	185	397	195	354	168	371	168	375	171	378	198	393	178	378	172	341
Science	1152	348	1098	353	940	326	904	374	821	375	842	392	854	365	930	425	957	484	1006	525	925	501
TOTAL	4338	3093	4022	2936	3698	2846	3485	2640	3438	2813	3420	3019	3427	3000	3525	3106	3363	3211	3177	3242	2980	2956
TOTAL F.T. UNDERGRADS	8978	4220	8727	4243	8580	4359	8522	4502	8819	4754	8962	5156	9073	5262	8986	5307	8886	5465	8579	5505	8359	5342

UNIVERSITY OF WATERLOO
DISTRIBUTION OF FULL-TIME UNDERGRADUATE STUDENTS - REGULAR PROGRAMS
(including Church Colleges and Off-Campus Students)

PERCENTAGE OF STUDENTS	FALL 1976		FALL 1977		FALL 1978		FALL 1979		FALL 1980		FALL 1981		FALL 1982		FALL 1983		FALL 1984		FALL 1985		FALL 1986	
	M	F	M	F	M	F	M	F	M	F	M	F	M	F	M	F	M	F	M	F	M	F
Arts	44.6	55.4	44.1	55.9	45.1	54.9	43.8	56.4	44.2	55.8	42.3	57.7	41.8	58.4	38.2	63.8	37.9	62.1	35.7	64.3	37.2	62.3
Engineering	-	-	-	-	-	-	-	-	-	-	-	-	-	-	-	-	-	-	-	-	-	-
Environmental Studies	64.9	35.1	63.6	36.4	61.7	38.3	62.1	37.9	62.1	37.9	60.7	39.3	61.7	38.3	64.4	35.6	64.8	35.2	62.9	37.1	64.9	35.1
Independent Studies	62.7	37.3	63.1	36.9	64.1	35.9	58.1	41.9	54.9	45.1	55.6	44.4	59.1	40.9	70.9	29.1	59.1	40.9	61.9	38.1	62.5	37.5
Mathematics	70.2	29.8	70.3	29.7	68.3	31.7	67.2	32.8	66.5	33.5	65.5	34.5	67.4	32.6	67.1	32.9	66.4	33.6	67.9	32.1	68.4	31.6
H.K. & L.S.	38.0	62.0	35.7	64.3	33.1	66.9	31.8	68.2	35.5	64.5	31.2	68.8	28.9	71.1	31.3	68.7	33.3	66.7	32.0	68.0	33.5	66.5
Science	78.9	23.1	75.7	24.3	74.3	25.7	70.7	29.3	68.6	31.4	68.2	31.8	49.4	50.6	68.6	31.4	66.4	33.6	65.7	34.3	64.9	35.1
TOTAL	58.3	41.7	57.8	42.2	56.5	43.5	55.1	44.9	55.0	45.0	53.1	46.9	49.4	50.6	51.0	49.0	51.2	48.8	49.5	50.5	50.2	49.8
% OF TOTAL	48.3	73.3	46.1	69.2	43.1	65.3	40.9	63.1	39.0	59.2	38.2	58.6	36.4	56.4	39.2	58.5	37.8	58.8	37.0	58.9	35.7	55.4

UNIVERSITY OF WATERLOO
DISTRIBUTION OF FULL-TIME UNDERGRADUATE STUDENTS - CO-OPERATIVE PROGRAMS
(including Church Colleges and Off-Campus Students)

NUMBER OF STUDENTS	FALL 1976		FALL 1977		FALL 1978		FALL 1979		FALL 1980		FALL 1981		FALL 1982		FALL 1983		FALL 1984		FALL 1985		FALL 1986	
	M	F	M	F	M	F	M	F	M	F	M	F	M	F	M	F	M	F	M	F	M	F
Arts	13	11	17	21	48	57	73	80	125	185	126	206	140	239	158	282	188	339	243	390	292	484
Engineering	2653	120	2702	145	2745	185	2788	185	2902	223	2888	249	2904	288	2868	294	2871	327	2857	324	2540	336
Environmental Studies	215	53	216	72	202	88	192	90	228	116	225	128	251	137	232	130	225	111	282	121	221	151
Independent Studies	-	-	-	-	-	-	-	-	-	-	-	-	-	-	-	-	-	-	-	-	-	-
Mathematics	1236	531	1249	809	1338	873	1442	781	1481	827	1648	909	1645	931	1589	881	1611	863	1638	785	1688	751
H.K. & L.S.	171	341	175	370	138	368	125	377	120	403	112	424	121	415	111	400	133	394	151	380	152	392
Science	357	71	346	90	411	142	417	149	525	187	547	221	585	252	505	214	495	220	451	283	486	270
TOTAL	4645	1127	4705	1307	4882	1513	5037	1682	5381	1941	5542	2137	5646	2262	5461	2201	5523	2254	5402	2283	5379	2384
TOTAL F.T. UNDERGRADS	8978	4220	8727	4243	8580	4359	8522	4502	8819	4754	8962	5158	9073	5262	8986	5307	8886	5465	8579	5505	8359	5342

UNIVERSITY OF WATERLOO
DISTRIBUTION OF FULL-TIME UNDERGRADUATE STUDENTS - CO-OPERATIVE PROGRAM
(including Church Colleges and Off-Campus Students)

PERCENTAGE OF STUDENTS	FALL 1976		FALL 1977		FALL 1978		FALL 1979		FALL 1980		FALL 1981		FALL 1982		FALL 1983		FALL 1984		FALL 1985		FALL 1986	
	M	F	M	F	M	F	M	F	M	F	M	F	M	F	M	F	M	F	M	F	M	F
Arts	-	-	44.7	55.3	45.7	54.3	47.7	52.3	40.3	59.7	38.0	62.0	37.4	62.6	35.8	64.4	35.7	64.3	38.4	61.6	37.6	62.4
Engineering	95.7	4.3	94.9	5.1	93.7	6.3	93.8	6.2	92.9	7.1	92.1	7.9	91.0	9.0	90.7	9.3	90.0	10.0	89.1	10.9	88.3	11.7
Environmental Studies	80.2	19.8	75.0	25.0	69.7	30.3	68.1	31.9	66.3	33.7	63.7	36.3	64.7	35.3	64.1	35.9	67.0	33.0	68.4	31.6	59.4	40.6
Independent Studies	-	-	-	-	-	-	-	-	-	-	-	-	-	-	-	-	-	-	-	-	-	-
Mathematics	69.9	30.1	67.2	32.8	66.5	33.5	64.9	35.1	64.2	35.8	64.4	35.6	63.8	36.2	64.3	35.7	65.1	34.9	67.8	32.4	69.2	30.8
H.K. & L.S.	33.4	66.6	32.1	67.9	27.3	72.7	24.9	75.1	22.9	77.1	20.9	79.1	22.6	77.4	21.7	78.3	25.2	74.8	28.4	71.6	27.9	72.1
Science	83.4	16.6	79.4	20.6	74.3	25.7	73.7	26.3	73.7	26.3	71.2	28.8	69.9	30.1	70.2	29.8	69.2	30.8	63.2	36.8	64.3	35.7
TOTAL	80.5	19.5	78.3	21.7	76.3	23.7	75.2	24.8	73.5	26.5	72.2	27.8	70.6	29.4	71.3	28.7	71.0	29.0	70.5	29.5	69.3	30.7
% OF TOTAL	51.7	26.7	53.9	30.8	56.9	34.7	59.1	36.9	61.0	40.8	61.8	41.4	62.0	44.8	60.8	41.5	61.9	38.1	60.9	39.1	64.3	44.8

UNIVERSITY OF WATERLOO
DISTRIBUTION OF FULL-TIME UNDERGRADUATE STUDENTS - GENERAL PROGRAMS
(including Church Colleges and Off-Campus Students)

NUMBER OF STUDENTS	FALL 1976		FALL 1977		FALL 1978		FALL 1979		FALL 1980		FALL 1981		FALL 1982		FALL 1983		FALL 1984		FALL 1985		FALL 1986	
	M	F	M	F	M	F	M	F	M	F	M	F	M	F	M	F	M	F	M	F	M	F
Arts	828	1042	786	972	712	918	708	907	818	925	822	1028	782	1064	725	1108	734	1187	669	1215	630	1045
Engineering	-	-	-	-	-	-	-	-	-	-	-	-	-	-	-	-	-	-	-	-	-	-
Environmental Studies	116	56	108	48	81	52	72	31	94	32	108	58	153	93	184	85	186	78	129	59	78	39
Independent Studies	47	28	53	31	41	23	50	36	45	37	50	40	55	38	61	25	55	38	39	24	35	21
Mathematics	890	440	965	521	924	548	891	579	856	590	780	561	587	412	429	303	232	188	160	107	102	54
H.K. & L.S.	6	2	11	3	8	6	13	15	17	17	25	28	28	31	20	35	29	41	17	35	18	28
Science	642	170	614	181	513	168	500	186	424	188	515	193	493	187	524	186	514	214	481	212	444	184
TOTAL	2529	1738	2517	1756	2279	1715	2232	1754	2254	1789	2300	1908	2098	1825	1943	1740	1730	1724	1485	1652	1307	1371
TOTAL F.T. UNDERGRADS	8978	4220	8727	4243	8580	4359	8522	4502	8819	4754	8982	5156	9073	5262	8986	5307	8888	5465	8579	5605	8359	5342

UNIVERSITY OF WATERLOO
DISTRIBUTION OF FULL-TIME UNDERGRADUATE STUDENTS - GENERAL PROGRAMS
(including Church Colleges and Off-Campus Students)

PERCENTAGE OF STUDENTS	FALL 1976		FALL 1977		FALL 1978		FALL 1979		FALL 1980		FALL 1981		FALL 1982		FALL 1983		FALL 1984		FALL 1985		FALL 1986	
	M	F	M	F	M	F	M	F	M	F	M	F	M	F	M	F	M	F	M	F	M	F
Arts	44.3	55.7	44.1	55.9	43.7	56.3	43.8	56.2	46.9	53.1	44.4	55.6	42.4	57.6	39.8	60.4	38.6	61.4	35.5	64.5	37.6	62.4
Engineering	-	-	-	-	-	-	-	-	-	-	-	-	-	-	-	-	-	-	-	-	-	-
Environmental Studies	67.4	32.6	69.2	30.8	60.9	39.1	69.9	30.1	74.6	25.4	65.1	34.9	62.2	37.8	66.4	31.6	66.6	31.4	66.6	31.4	66.7	33.3
Independent Studies	62.7	37.3	63.1	36.9	64.1	35.9	58.1	41.9	54.9	45.1	55.6	44.4	59.1	40.9	70.9	29.1	59.1	40.9	61.9	38.1	62.5	37.5
Mathematics	66.9	33.1	64.9	35.1	62.8	37.2	60.6	39.4	59.2	40.8	58.2	41.8	58.8	41.2	58.6	41.4	55.2	44.8	59.9	40.1	65.4	34.6
H.K. & L.S.	75.0	25.0	78.6	21.4	57.1	42.9	46.4	53.6	50.0	50.0	47.2	52.8	45.6	54.5	36.4	63.6	41.4	58.6	32.7	67.3	39.1	60.9
Science	79.1	20.9	77.2	22.8	75.3	24.7	72.9	27.1	71.6	28.4	72.7	27.3	72.5	27.5	73.8	26.2	70.8	29.4	69.4	30.6	70.7	29.3
TOTAL	59.3	40.7	77.2	22.8	57.1	42.9	56.0	44.0	56.0	44.0	54.7	45.3	53.5	46.5	52.8	47.2	50.1	49.9	47.5	52.5	48.8	51.2
% OF TOTAL	28.2	41.2	28.6	41.4	26.6	39.3	26.2	39.0	25.6	37.2	25.7	37.0	23.1	34.7	21.6	32.8	19.5	31.5	17.4	30.0	15.8	25.7

UNIVERSITY OF WATERLOO
DISTRIBUTION OF FULL-TIME UNDERGRADUATE STUDENTS - HONOURS PROGRAMS
(including Church Colleges and Off-Campus Students)

NUMBER OF STUDENTS	FALL 1976		FALL 1977		FALL 1978		FALL 1979		FALL 1980		FALL 1981		FALL 1982		FALL 1983		FALL 1984		FALL 1985		FALL 1986	
	M	F	M	F	M	F	M	F	M	F	M	F	M	F	M	F	M	F	M	F	M	F
Arts	450	541	379	478	416	455	372	472	345	588	382	646	444	699	501	779	494	880	573	977	642	1095
Engineering	2653	120	2702	145	2745	185	2788	185	2902	223	2888	249	2904	288	2868	294	2871	327	2857	324	2540	336
Environmental Studies	814	383	788	402	748	426	761	451	738	451	721	481	722	431	725	420	688	376	658	372	619	370
Independent Studies	-	-	-	-	-	-	-	-	-	-	-	-	-	-	-	-	-	-	-	-	-	-
Mathematics	1278	488	1157	457	1217	498	1251	544	1362	609	1544	705	1700	830	1776	880	1887	922	1908	881	1978	878
H.K. & L.S.	389	705	374	745	337	780	297	759	298	740	255	787	261	759	282	741	300	746	312	723	306	705
Science	867	247	830	262	838	300	821	337	922	394	874	420	946	430	911	453	938	490	978	578	967	587
TOTAL	8449	2482	8210	2487	8301	2644	8290	2748	8585	2985	8682	3248	8977	3437	7043	3587	7156	3741	7084	3853	7052	3971
TOTAL F.T. UNDERGRADS	8978	4220	8727	4243	8580	4359	8522	4502	8819	4754	8982	5156	9073	5282	8986	5307	8886	5485	8579	5505	8359	5342

UNIVERSITY OF WATERLOO
DISTRIBUTION OF FULL-TIME UNDERGRADUATE STUDENTS - HONOURS PROGRAMS
(Including Church Colleges and Off-Campus Students)

PERCENTAGE OF STUDENTS	FALL 1976		FALL 1977		FALL 1978		FALL 1979		FALL 1980		FALL 1981		FALL 1982		FALL 1983		FALL 1984		FALL 1985		FALL 1986	
	M	F	M	F	M	F	M	F	M	F	M	F	M	F	M	F	M	F	M	F	M	F
Arts	45.4	54.6	44.3	55.7	47.8	52.2	44.1	55.9	37.8	62.2	37.2	62.8	38.8	61.2	39.1	60.9	38.0	64.0	37.0	63.0	37.0	63.0
Engineering	95.7	4.3	94.9	5.1	93.7	6.3	93.8	6.2	92.2	7.1	92.1	7.9	91.0	9.0	90.7	9.3	89.8	10.2	89.1	10.9	88.3	11.7
Environmental Studies	68.0	32.0	65.6	34.4	63.7	36.3	62.8	37.2	62.0	38.0	61.0	39.0	62.6	37.4	63.3	36.7	64.6	35.4	63.9	36.1	62.6	37.4
Independent Studies	-	-	-	-	-	-	-	-	-	-	-	-	-	-	-	-	-	-	-	-	-	-
Mathematics	72.4	27.6	71.7	28.3	71.0	29.0	69.7	30.3	69.1	30.9	68.7	31.3	67.2	32.8	66.9	33.1	66.9	33.1	66.4	31.6	69.3	30.7
H.K. & L.S.	95.6	4.4	93.4	6.6	90.2	9.8	88.1	11.9	88.7	11.3	85.0	15.0	85.6	14.4	86.1	13.9	88.7	11.3	80.1	19.9	80.3	19.7
Science	77.8	22.2	76.0	24.0	73.6	26.4	70.9	29.1	70.1	29.9	67.5	32.5	68.8	31.2	66.6	33.2	65.7	34.3	62.9	37.1	62.2	37.8
TOTAL	72.2	27.8	71.4	28.6	70.4	29.6	69.6	30.4	68.7	31.3	67.2	32.8	67.0	33.0	66.4	33.6	65.7	34.3	64.8	35.2	64.0	36.0
% OF TOTAL	71.8	28.2	71.2	28.8	73.4	26.6	73.8	26.2	74.4	25.6	74.3	25.7	76.9	23.1	78.4	21.6	80.5	19.5	82.6	17.4	84.4	15.6

CHURCH COLLEGES

ST. JEROME'S COLLEGE	1976-77	1977-78	1978-79	1979-80	1980-81	1981-82	1982-83	1983-84	1984-85	1985-86	1986-87
Year I	140	153	107	114	213	134	123	182	187	185	187
Year II	137	121	145	95	105	156	110	130	148	185	152
Year III	117	117	117	120	92	91	121	107	111	131	128
Year IV	41	48	52	50	44	29	35	53	42	49	55
TOTAL	435	439	421	379	454	410	389	472	488	530	520
RENISON COLLEGE											
Year I	42	28	33	45	44	56	53	65	73	58	58
Year II	24	48	31	48	49	54	58	56	72	82	75
Year III	32	18	38	33	38	33	47	47	54	67	80
Year IV	7	3		1	3	3	2	2	1	6	6
TOTAL	105	97	102	125	132	146	160	170	200	213	219

ARTS - REGULAR

	1976-77	1977-78	1978-79	1979-80	1980-81	1981-82	1982-83	1983-84	1984-85	1985-86	1986-87
Year I	872	754	724	727	756	803	817	551	628	483	501
Year II - General	343	343	292	298	361	406	450	471	443	375	382
- Honours	209	189	191	165	157	183	213	222	183	178	190
- Hon Psych	92	74	68	62	56	101	75	82	92	64	67
	644	606	551	525	574	690	738	775	718	617	608
Year III- General	367	330	319	285	278	255	285	361	363	322	345
- Honours	171	156	148	129	105	136	157	181	184	192	188
- Hon Psych	79	62	56	40	37	43	54	47	62	55	62
	617	548	521	454	420	434	496	589	609	569	593
Year IV - General	-	-	-	-	-	28	22	32	48	64	34
- Honours	143	148	119	115	94	71	81	99	119	148	171
- Hon Psych	43	53	42	37	35	22	36	45	44	46	49
	186	201	161	152	129	121	139	176	211	258	254
TOTAL	2319	2109	1957	1858	1879	2048	2190	2091	2166	1907	1947

Table No. 4
Page 24

ARTS - CO-OP

	1976			1977			1978			1979			1980			1981			1982			1983			1984			1985			1986		
	W	S	F	W	S	F	W	S	F	W	S	F	W	S	F	W	S	F	W	S	F	W	S	F	W	S	F	W	S	F			
YEAR IA														99			63			60	1		104	2	1	161	2		207	8	1	267	
IB																99	2		53	1	6	89	3	1	94	4		115	47	2	133	43	3
YEAR IIA			18			28	2	3	63	7	8	58	8	8	80	3	9	117	9	16	103	27	9	92	18	12	110	21	25	151	24	37	190
IIB	2				9		1	23		7	46	6	30	39	7	25	58	6	14	79	20	49	73	11	18	63	13	13	72	20	25	111	22
YEAR IIIA		1	3		2		11	2	12	21	1	25	49	7	33	30	11	21	44	7	41	61	21	54	64	23	28	55	14	23	73	20	57
IIIB	1			1		1	2		11	3	7	20		14	37	11	15	29	3	10	35	15	29	54	14	21	66	12	18	53	10	21	59
YEAR IVA			3			1	1		2	2	3	8	8	6	9	7	22	17	15	19	5	11	17	19	29	28	28	20	41	24	21	47	25
IVB				1					2	1			8		9	10	2	7	33	2	11	22		12	32	3	28	51	1	8	59	2	12
TOTAL	3	1	24	2	11	30	17	28	88	41	65	115	101	74	274	185	119	260	171	134	281	275	152	347	271	155	434	289	218	488	354	282	625

ENGINEERING

YEAR IA	1976			1977			1978			1979			1980			1981			1982			1983			1984			1985			1986		
	W	S	F	W	S	F	W	S	F	W	S	F	W	S	F	W	S	F	W	S	F	W	S	F	W	S	F	W	S	F			
Civil																		176			116			124			116			167			
Electrical																		151			151			166			83			74			
Elect/Comp																											81			76			
Geological																		28			28			20			18			23			
Mechanical																		160			160			197			187			136			
Sub Total																		515			459			507			435			499			
General			531			510			536			519			626			503															
Chemical			107			107			113			88			127			116			118			127			108			128			
Systems			69			77			84			70			80			87			90			83			88			78			
YEAR 1B			707			684			733			687			833			708			723			651			727			688			
Civil																				81	78		59	57		61	61		65	62			
Electrical																				91	77		88	78		67	66		68	68			
Elect/Comp																														68			
Geological																				27			21			20			19				
Mechanical																				93	76		82	88		67	68		77	62			
Sub Total																				292	231		250	224		265	245		247	288			
General	337	241		296	244		281	226		346	198		263	242		326	262		301	242													
Chemical	75	37		64	40		59	47		68	42		43	64		66	58		66	50		57	53		47	46		66	62				
Systems		58			70			67			74			66			77			88			89			67			67				
YEAR IIA	412	338		360	354		340	340		405	314		306	372		392	417		367	361		349	373		297	357		331	397	306	362		
Chemical	35		60	29		47	30		58	49		51	38		48	54		68	56		57	50		52	49		40	38	57	53	51		
Civil	86		109	67		120	75		78	55		88	30		59	28		72	43		62	48		94	55		58	52	67	53	66		
Electrical	68		114	58		102	82		109	88		149	71		117	98		126	110		127	106		83	80		89	75	95	95			
Elect/Comp																														82		77	
Geological																						24			20			17		17		66	
Mechanical	84		95	82		88	89		83	90		131	71		106	91		115	118		83	96		102	71		91	78	94	80	78		
Systems	76			54			67			60			70			57			69			90			91			90		96	96		
Sub Total	347	378		290	357		343	328		342	397		281	330		326	379		396	363		380	351		346	285		331	317	377	366		

Table No. 4
Page 28

ENGINEERING

YEAR IIB	1976			1977			1978			1979			1980			1981			1982			1983			1984			1985			1986				
	W	S	F	W	S	F	W	S	F	W	S	F	W	S	F	W	S	F	W	S	F	W	S	F	W	S	F	W	S	F					
Chemical		59	39		65	28		40	30		51	44		48	39		45	43		67	45		54	50		50	48	1	37	29		52	48		
Civil		84	81		96	60		98	88		72	56		50	30		52	27		67	42		59	48		89	51		48	43		83	50		
Electrical		88	56		93	52		95	74		87	88		124	73		105	88		114	94	1	120	100		95	84		80	68			98		
Elect/Comp																																81			
Geological																							20			15					12				
Mechanical		82	64		74	73		86	78		75	78		125	87		106	89		101	100		89	81		101	70		72	70		77	68		
Systems			50			40			59			53			58			45			71			90			84			87	1		96		
		313	290		328	251		329	309		285	318		345	267		308	283		348	352	1	352	377		330	335	1	250	298	1	285	358		
YEAR IIIA																																			
Chemical	40	25		54	30		82	25		45	28		51	44		48	40			43		67	44		53	52		50	48		38	29			
Civil	90	38		80	66		98	87		108	84		77	55		47	27		55	28		68	41		59	43		67	51		47	41			
Electrical	87	66		82	54		93	50		92	65		88	80		118	71		105	78		109	87		108	93		102	82		82	66			
Geological																									20				16			15			
Mechanical	65	38		80	65		76	52		91	70		81	78		108	84		108	84		102	93		90	83		101	67		70	68			
Systems		51			48			39			53			54			58				45			70			87			80			75		
	282	220		298	263		329	233		334	278		297	308		319	258		268	279		348	335		330	358		336	326		252	278			
YEAR IIIB																																			
Chemical		23	40		22	52		30	56		24	42		28	54		38	43		39	45		43	67		42	55		47	47		48	38		
Civil		45	91		41	77		58	81		82	98		62	79		52	50		25	53		27	65		44	81		45	64		52	48		
Electrical		43	82		49	76		43	78		39	83		58	91		74	103		69	99		75	110		84	104		88	98		79	81		
Geological																										20				14			15		
Mechanical		48	88		37	77		62	79		51	84		65	82		75	107		64	111		82	105		89	87		81	98		67	1	76	
Systems		55			55			51			38			52			55			56			45		69		86			86		82			
	215	261		204	282		242	294		214	305		265	308		284	303		253	308		272	347		328	327		347	319		326	1	258		

Table No. 4
Page 27

ENGINEERING

YEAR IVA	1976			1977			1978			1979			1980			1981			1982			1983			1984			1985			1986			
	W	S	F	W	S	F	W	S	F	W	S	F	W	S	F	W	S	F	W	S	F	W	S	F	W	S	F	W	S	F				
Chemical		37			33	23		39	24		50	32		55	23		44	28		54	38		45	45		83	43		51	48		50	45	
Civil		58	53		55	38		81	43		78	58		84	62		82	65		77	50		48	30		58	42		58	45		57	58	
Electrical		48	39		69	47		81	52		74	43		75	46		73	60		87	69		98	71		104	87		107	88		88	81	
Geological																																		
Mechanical		72	51		50	43		63	42		65	65		80	51		77	67		83	70		111	83		105	88		88	81		80	68	
Systems			54			54			44			50			38			54			56			46			67			86			82	
		216	187		207	203		244	205		267	248		294	220		286	274		301	283		301	275		331	328		303	370		280	381	
YEAR IVB																																		
Chemical		30			57			60			83			74			70			92			80			87			108			98	1	
Civil		109			91			124			131			136			152			126			71			78			108			108		
Electrical		88			109			112			112			116			131			158			167			164			188			184	2	
Geological																																		
Mechanical		114			98			98			131			124			142			153			167	1		184			180		1	187		
Systems		51			55			44			50			37			53			56			56			45			67			85	1	
		392			411			438			507			487			548			585			541	1		558			656		1	688	4	
TOTAL	1848	1085	1833	1561	1152	1787	1892	1146	1889	1802	1144	1954	1836	1320	1956	1878	1289	1955	1869	1910	2029	1899	1361	2002	1859	1376	2012	2002	1276	1836	1890	1217	1888	

ENVIRONMENTAL STUDIES - REGULAR

	1976-77	1977-78	1978-79	1979-80	1980-81	1981-82	1982-83	1983-84	1984-85	1985-86	1986-87
YEAR I											
- Geography	137	118	149	141	158	158	148	169	116	99	93
- Env & Res Studies	78	82	72	73	51	71	95	78	89	46	49
- Planning	57	58	83	77	77	75	79	87	83	62	63
	270	258	304	291	284	302	322	332	248	207	205
YEAR II											
- Geography - Gen	68	55	48	34	53	70	54	47	78	28	33
- Hon	89	53	54	89	55	55	51	70	48	45	46
- Env & Res Studies	81	85	70	50	64	54	59	57	50	37	25
- Planning	67	67	68	70	71	66	72	82	60	63	48
	305	240	240	243	243	245	236	256	232	173	150
YEAR III											
- Geography - Gen	77	86	68	57	61	52	72	75	93	73	38
- Hon	74	78	51	53	48	48	42	43	32	39	45
- Env & Res Studies	41	62	41	51	39	41	35	37	42	33	38
- Planning	64	60	66	59	61	56	59	63	70	33	29
	256	284	226	220	207	197	208	218	237	178	150
YEAR IV											
- Geography - Gen	-	-	-	-	-	23	18	53	58	43	25
- Hon	67	59	57	53	38	42	37	29	35	32	51
- Env & Res Studies	31	42	48	35	48	41	40	31	33	31	28
- Planning	52	66	59	66	61	63	58	56	61	67	38
	150	187	164	154	147	169	153	169	185	173	140
TOTAL	981	947	934	908	881	913	918	975	902	731	645

ENVIRONMENTAL STUDIES
GEOGRAPHY AND ENVIRONMENT & RESOURCE STUDIES - CO-OP

YEAR IB	1976			1977			1978			1979			1980			1981			1982			1983			1984			1985			1986					
	W	S	F	W	S	F	W	S	F	W	S	F	W	S	F	W	S	F	W	S	F	W	S	F	W	S	F	W	S	F	W	S	F			
Env&Res St																															11			13		
YEAR IIA																																				
Geography			31			25			38	1	3	33	2		38	2		33		1	34	3		31	2	1	23	2		35	1		44			
Env&Res St																										1	1			9	1		14			
YEAR IIB																																				
Geography			34			27			23	4	27	2	1	28	4	1	38	3	2	33	3	9	18	2	4	20	3	2	20	2			28	1		
Env&Res St																									3		1	1	1	2	2	11	2			
Planning																																	31			
YEAR IIIA																																				
Geography				31			28			19	2	1	30	2	2	27	2	4	31	1	3	28	4	8	16		3	22		2	14	8	5			
Env&Res St																										1		1	1	1	2		3			
Planning																																	31			
YEAR IIIB																																				
Geography						30			28		1	19		2	21	8	2	25	5		36	1	2	27	7	2	19	3		21	2		15			
Env&Res St																												1		3			2			
Planning																																	22			1
YEAR IVA																																				
Geography							21	4		3	20	2	2	18	1	8	13	5	4	21	8	9	17	8	5	12	10	4	8	7	2	13	7			
Env&Res St																																				2
Planning																																				
YEAR IVB																																				
Geography										22			20		1	17	1	1	18		2	18		1	28		3	18		1	11		2			
Env&Res St																																				
Planning																																				
TOTAL	34	31		31	27	55	28	44	88	48	53	57	55	48	67	82	54	71	58	56	84	88	41	73	85	37	83	86	32	84	78	78	128			

ARCHITECTURE
PRE-PROFESSIONAL

	1976			1977			1978			1979			1980			1981			1982			1983			1984			1985			1986		
	W	S	F	W	S	F	W	S	F	W	S	F	W	S	F	W	S	F	W	S	F	W	S	F	W	S	F	W	S	F			
YEAR IA			70			72			73			81			76			80			81			70			80			81			81
IB	88			70			72			72			80			75			81			78			58			58			48		
YEAR IIA			80			58			85			88	2	1	78	1		81	1	1	78	1	3	67		1	53			55			40
IIB		50			45			45		60		68	1	41	2	1	85	1	2	56	3		88	1	2	64	1		53		1	51	
YEAR IIIA	50			54			38			48			52		1	51	3	5	58		3	58		3	64		1	80		1	56		
IIIB			53			54			38			43	2		55		1	54		3	56	2	2	62		73	1		46	1		58	
TOTAL	116	50	183	124	45	185	108	45	177	118	60	192	137	42	212	128	69	201	140	60	219	135	73	203	125	65	188	119	53	183	107	51	159

PROFESSIONAL

YEAR IVA			33			45			29			37			38			44			50	2		51			50		1	58	1		40
IVB				29			41			31			39		1	35			44			48			48			31	20		33	19	
YEAR V			39			27			36			28			29			29			39	4		33		2	43	1	38		41	1	
VB	25			32			29			31			27		1	32			39	4	30	3	3	40		42		35			38		
TOTAL	25		72	61		45	88	29	29	67	31	37	85	27	37	85	32	44	82	34	53	86	40	53	91	43	50	89	58	58	75	58	40

INDEPENDENT STUDIES

	1976-77	1977-78	1978-79	1979-80	1980-81	1981-82	1982-83	1983-84	1984-85	1985-86	1986-87
YEAR I	32	32	18	34	36	41	44	30	46	15	28
YEAR II	15	24	20	30	26	31	30	27	21	23	14
YEAR III	28	27	26	22	20	18	15	28	26	24	14
TOTAL	75	83	64	86	82	90	89	85	93	62	56

MATHEMATICS - REGULAR

	1976-77	1977-78	1978-79	1979-80	1980-81	1981-82	1982-83	1983-84	1984-85	1985-86	1986-87
Year I - General	142	97	88	74	43	5	1	6	3	6	9
- Honours	263	209	237	190	190	193	101	112	98	77	96
	405	306	325	264	233	198	102	118	101	83	105
Year II - General	165	183	152	152	162	126	77	58	28	24	29
- Honours	184	136	99	88	102	141	188	102	110	89	76
	349	319	251	240	264	267	265	160	136	113	105
Year III- General	152	203	195	166	169	157	133	104	74	49	35
- Honours	133	124	84	72	53	58	97	154	93	108	74
	285	327	279	238	222	213	230	258	167	157	109
Year IV - General	110	104	118	102	103	128	103	96	97	80	46
- Honours	102	95	109	65	68	64	102	126	141	104	125
	212	199	227	167	171	192	205	222	238	184	171
TOTAL	1251	1151	1082	909	890	870	802	758	642	537	490

HUMAN KINETICS & LEISURE STUDIES - REGULAR

	1976-77	1977-78	1978-79	1979-80	1980-81	1981-82	1982-83	1983-84	1984-85	1985-86	1986-87
Year I											
- Dance	24	15	19	16	8	20	34	22	19	7	13
- Kinesiology	74	73	73	55	48	50	45	68	58	60	53
- Recreation	37	33	55	39	36	45	34	27	49	40	23
- Health	17	4	18	25	35	30	26	24	14	24	4
	152	125	165	135	127	145	139	141	140	131	93
Year II											
- Dance	15	14	19	9	17	9	14	21	17	11	7
- Kinesiology	100	93	88	77	65	70	74	70	84	70	72
- Recreation	44	35	38	47	34	30	44	41	28	33	32
- Health	10	20	12	24	34	31	34	31	26	23	20
	169	162	157	157	150	140	166	163	155	137	131
Year III											
- Dance	9	11	9	11	10	13	12	9	17	14	12
- Kinesiology	92	96	78	73	75	50	58	68	66	76	58
- Recreation	35	37	30	37	32	22	24	29	31	30	33
- Health	11	13	15	17	29	28	28	23	29	21	21
	147	157	132	138	146	113	122	129	163	141	124
Year IV											
- Dance	4	9	13	6	7	2	6	6	6	8	14
- Kinesiology	83	83	104	83	67	72	51	48	64	62	74
- Recreation	24	30	39	31	33	32	28	24	31	22	32
- Health	6	10	14	17	14	27	23	25	23	19	20
	117	132	170	137	121	133	108	103	124	131	140
TOTAL	585	576	624	587	544	531	535	536	582	540	488

HUMAN KINETICS & LEISURE STUDIES - COOP

YEAR IA	1978			1977			1978			1979			1980			1981			1982			1983			1984			1985			1986		
	W	S	F	W	S	F	W	S	F	W	S	F	W	S	F	W	S	F	W	S	F	W	S	F	W	S	F	W	S	F			
- Health Studies	7		16	12		11	24		17		22	24		20		14		15		20		24		20		14		15		18			
- Kinesiology	84		92	85		93	98		103		78	71		90		88		86		72		77	1	88		80		81		82			
- Recreation	49		67	80		77	84		70		77	84		72		77		70		77		77		72		72		74		74			
	140		175	157		161	187		190		178	163		182		187		182		182		178	1	163		182		187		188			
YEAR IB																																	
- Health Studies	12		8	13		12	11		26		15	17		21		18		18		21		17	1	21		18		12		12			
- Kinesiology	74		80	85		81	78		81		83	75		70		82		82		70		75	1	70		82		86		86			
- Recreation	60		42	54		52	70		60		63	4		65		68		68		65		70	1	65		68		74		74			
	146		128	152		145	159		177		171	4		158		171		177		158		162	2	158		168		5		5			
YEAR IIA																																	
- Health Studies	14		9	11		14	2		1		1	11		14		1		11		1		11	1	1		13		1		18			
- Kinesiology	65		61	71		40	2		4		2	71		64		2		3		1		3	1	1		40		3		2	77		
- Recreation	57		38	45		48	2		7		8	4		51		8		10		1		10	3	1		2		1		1	47		
	136		109	127		102	4		12		11	7		119		11		13		3		13	4	3		6		5		3	140		
YEAR IIB																																	
- Health Studies	1		12	7		2	10		3		10	2		6		5		7		1		5	7	3		4		8		8			
- Kinesiology	86		92	39		51	1		9		35	3		33		8		3		5		8	3	5		48		5		38			
- Recreation	3		42	22		35	2		8		34	5		43		4		31		8		38	6	5		7		6		38			
	5		146	68		89	3		20		79	8		82		14		9		14		88	9	18		8		19		85			

Table No. 4
Page 38

HUMAN KINETICS & LEISURE STUDIES - COOP

YEAR IIIA	1976			1977			1978			1979			1980			1981			1982			1983			1984			1985			1986		
	W	S	F	W	S	F	W	S	F	W	S	F	W	S	F	W	S	F	W	S	F	W	S	F	W	S	F	W	S	F			
- Health Studies				7			10			7			6			2	1	1	11	1	2	6	1	4	7	1	4	5		2	9		1
- Kinesiology	46		2	57	5		47	1		37	1	5	44	2	13	21	2	7	24	5	7	34	2	5	46		10	27		6	40	3	3
- Recreation	40		2	34	5		40	2		22	2	6	25	3	3	36	1	7	44	2	7	36	4	8	33	5	7	32	7	5	35	1	10
	86		4	98	10		97	3		66	3	11	75	5	16	59	4	15	79	8	16	80	7	17	86	6	21	64	7	13	84	4	14
YEAR IIIB																																	
- Health Studies						9			10			9		1	5	4	1	4	2		8	3		9	4	2	5	6	2	5	2		7
- Kinesiology		4	42			57	4		48	2	5	37	6	3	38	8	4	21	8	3	24	12	4	33	6	1	41	10	2	28	1	5	35
- Recreation		1	38			28	6	2	35	5	5	19	2	2	25	7	3	32	7		44	4	3	36	9	8	28	8	4	30	8	2	32
	5		80			95	10	2	94	7	10	65	8	6	68	19	8	57	17	3	76	19	7	78	19	11	75	22	8	63	11	7	74
YEAR IVA																																	
- Health Studies		2	1		2			5	2		9	3	2	4	3	1	3		2	3	1	5	2	4	6	3	3	3	1	2	5		7
- Kinesiology		24	8		37	9	8	38	21	4	33	6	10	17	10	6	26	12	9	17	4	6	18	10	15	22	2	12	27	8	10	19	2
- Recreation		22	12		28	15	5	21	12	8	20	5	5	13	5	5	22	5	9	20	8	14	34	5	16	24	6	11	19	14	16	15	6
	48		21		67	24	13	64	35	12	62	14	17	34	18	12	51	17	20	40	13	25	54	19	37	48	11	26	47	24	31	34	15
YEAR IVB																																	
- Health Studies				2			2			6			9			4		1	3			3	2	2	5	1	4	7	1	2	5		3
- Kinesiology	30			32			31	1		36	2	4	36	6	11	25	1	6	32	5	5	21		4	26	5	6	28	7	7	35	2	5
- Recreation	22			29			15	3		19	1	12	19	4	3	18	1	5	23	2	6	25	7	12	16	3	11	27	8	10	30	3	20
	52			63			48	4		61	3	16	64	10	14	47	2	12	58	7	11	49	9	18	49	9	21	62	16	19	70	5	28
TOTAL	289	161	385	294	223	403	332	142	413	311	167	394	330	138	444	348	171	435	356	157	438	367	174	430	364	166	440	368	178	424	225	136	445

SCIENCE - REGULAR

	1976-77	1977-78	1978-79	1979-80	1980-81	1981-82	1982-83	1983-84	1984-85	1985-86	1986-87
Year I	556	507	356	387	330	381	367	431	408	431	373
Year II - General	138	147	167	128	134	189	159	135	194	133	135
- Honours	150	164	110	128	157	81	100	187	181	177	166
	288	311	277	256	291	270	259	302	375	310	301
Year III - General	83	112	119	126	84	104	105	110	101	98	81
- Honours	152	126	121	108	113	121	116	114	177	204	172
	245	238	240	234	197	225	221	224	278	302	263
Year IV - General	21	27	34	36	39	26	36	29	19	4	-
- Honours	134	137	120	118	98	84	108	120	112	188	201
	155	164	154	154	135	110	144	149	131	192	201
TOTAL	1244	1220	1027	1031	953	986	991	1108	1180	1235	1138

OPTOMETRY

Year I	-	-	-	-	61	60	59	60	60	61	61
Year II	60	60	60	60	-	57	60	60	59	58	58
Year III	60	58	60	60	60	-	59	61	60	59	58
Year IV	58	57	57	58	61	61	-	57	61	60	58
Year V	58	58	57	58	55	58	60	-	-	-	-
TOTAL	296	291	234	236	237	237	238	238	240	238	235

* Optometry students shown as Year I have completed at least one year of University.

SCIENCE - CO-OP

YEAR IA	1976			1977			1978			1979			1980			1981			1982			1983			1984			1985			1986					
	W	S	F	W	S	F	W	S	F	W	S	F	W	S	F	W	S	F	W	S	F	W	S	F	W	S	F	W	S	F						
Biology									81			41			68			59		1	50			45	1		54			57			72			
Biol & Chem															68			39						25			41			48	2		37			
Chemistry			103			85			93			78			68			108		1	85			51			69		1	40	1		81			
Earth Science															68			49						27			27			21	1		32			
Physics			38			44			57			50			68			66						115			51			56			55			
			141			129			211			189			266			276		2	295			199		1	247			1	221	3	1	257		
YEAR IB																																				
Biology									57			41			61			28	21				28	10		30	13		22	25		26	22			
Biol & Chem																							21	11		15	7		21	20		21	24			
Chemistry	44	24		80	39		53	24		48	35		48	34		41	25		45	53		29	27		29	15		35	28		20	15				
Earth Science															64			44				23		1	25			24			20		20			
Physics	33			26			38			32	14		35	10		35	20		28	33		68	27	1	43	8	1	24	26		26	28				
	77	24		86	39		91	24		137	49		122	44		201	45		145	107		169	75	2	142	43	1	126	99		113	89				
YEAR IIA																																				
Biology									22			34			26			40				25	17	27		8		13	11		12	24	25			
Biol & Chem																						15	1	16	12		13	6		15	22	21				
Chemistry	12		40	15		50	26		45	26	1	41	28	3	38	34		45	21		43	29		31	22	1	21	9	2	31	23	2	18			
Earth Science			25			26	2		47	1		32		1	44	1		52				40		21	2	1	19			15	1		13			
Physics			18			22	1	1	27	1	1	26	17		26	10		26	10	1	22	20		34	17		43	1		42	1		50			
	12		83	15		98	29	1	141	28	2	133	45	4	134	45		163	31	1	145	87		129	61	2	109	27	2	115	71	2	125			
YEAR IIB																																				
Biology									16			30			26			36				4	16	17		6	22	7	3	11	10	3	10	26		
Biol & Chem																						5	10	1		14	6	4	13	4	1	15	18			
Chemistry			35	12		35	22		3	38	19		5	32	23		2	31	24		3	33	23		3	35	20	2	29	20	1	24	3	2	20	17
Earth Science			16			21			1	24			1	33			1	27			2	37			5	29		1	19		2	18		16	1	
Physics			11			14				14			1	19			1	20	16		2	21	6		22	4	1	17	15	2	41	1		34		
	62	12		70	22		4	77	19	22	84	23	34	78	40	33	91	29	39	103	25	17	101	53	8	101	39	12	107	18	7	95	60			

SCIENCE - CO-OP

YEAR IIIA	1976			1977			1978			1979			1980			1981			1982			1983			1984			1985			1986		
	W	S	F	W	S	F	W	S	F	W	S	F	W	S	F	W	S	F	W	S	F	W	S	F	W	S	F	W	S	F			
Biology													14		1	27			17			28	1	1	22	9	1	24	8	6	9	9	1
Biol & Chem																						1	11	2	1	11	5	1	14	3	1		
Chemistry	12	16		29	11		32	12		38	15		30	21	1	34	17	4	34	19	5	32	18	2	27	17		21	10	4	19	6	2
Earth Science	11			16			16			23			33			26		2	38	1	2	44			28		2	12		1	17		
Physics	21	15		16	8		16			1	14			17	2	1	34		1	17	2			20	2	29		3	31	2	2	36	1
	44	31		61	19		48	28		62	29		77	38	4	88	51	6	88	37	9	104	38	6	86	57	4	71	54	14	61	54	5
YEAR IIIB																																	
Biology															9			25			15			26	1		16	13		24	12		6
Biol & Chem																											11	2	19	4	1	13	
Chemistry	23		21	12		28	17	1	28	14	2	39	16	1	25	20		28	21	2	27	22	1	25	18	1	24	18	1	19	13		19
Earth Science			19			17	2		14			19	2		32			22	2		35	1	1	41	3		16	2	19	2	19	2	16
Physics			1				8		1	15			14			14			32			19	1		21		28	1	2	29	1		
	23		41	12		45	27	1	43	29	2	58	32	1	66	34		75	55	2	77	42	3	92	43	1	67	63	2	71	60	2	54
YEAR IVA																																	
Biology																7					24	1		15	2		24			26	2		32
Biol & Chem																													11	2		15	
Chemistry			32			38			38			37	1		46	5		44	1		43	2		44	4	2	43	2	34			24	
Earth Science			20			13			13			10			20			31	3		22	6		28	3		41	1	17	1		13	
Physics			11			14			9			16			13			15	2		27			17			20		25	1		30	
			63			63			55			63	1		79	5		97	6		116	9		104	9	2	128	3		113	6		114
YEAR IVB																																	
Biology																			6			23			14		2	25			25		1
Biol & Chem																													11		2		
Chemistry	19			31			34			33			36	2	2	45			44		2	42	1	1	41		2	43		1	33		1
Earth Science				20			12			13			10			21			28		1	22		5	30		2	40	1	3	17		
Physics	9			11			14			9			16			13			13			27			17			19			23		
	28			62			60			55			64	2	2	79			91		3	114	1	6	102		6	126	1	4	108	0	4
TOTAL	164	117	340	236	128	357	259	131	469	333	168	446	375	167	591	485	167	646	455	252	670	522	219	591	452	206	601	428	268	556	430	243	619

UNIVERSITY OF WATERLOO
FULL-TIME UNDERGRADUATE ENROLMENT IN GENERAL AND HONOURS PROGRAMS
FACULTY OF ARTS - ON CAMPUS

Year I	UNIVERSITY				RENISON				ST. JEROME'S				TOTAL			
	GEN.		HONS.		GEN.		HONS.		GEN.		HONS.		GEN.		HONS.	
	M	F	M	F	M	F	M	F	M	F	M	F	M	F	M	F
Arts (Applied Studies), Co			27	109								6	0	0	27	115
Arts, First Year	193	309				3			42	60			235	372	0	0
CA Studies, Coop			53	54									0	0	53	54
CA Studies			12	13									0	0	12	13
Mgmt Acctg St, Coop			15	12									0	0	15	12
Mgmt Studies				1									0	0	0	1
Social Development St					9	36		16					9	36	0	16
	193	309	107	189	9	39	0	16	42	60	0	6	244	408	107	211
Year II																
Accounting			1										0	0	1	0
Anthropology		3	1	4									0	3	1	4
Anthropology & P Sci			1										0	0	1	0
Anthropology & Psych				1									0	0	0	1
Anthropology & Appl St, Coop				1									0	0	0	1
Arts, 3 Yr	48	63			3	8			13	6			64	97	0	0
Arts (Acc Studies)				1									0	0	0	1
CA Studies			17	16									0	0	17	16
CA Studies, Coop			21	26									0	0	21	26
CA Studies/Econ Opt, Coop			2	2									0	0	2	2
CA Studies/Pre Pas			4	2									0	0	4	2
Classical Civilization	2												2	0	0	0
Classical Studies				1									0	0	0	1
Class St & Appl St, Coop				1									0	0	0	1
Class Studies & Hist				1									0	0	0	1
Drama & Theatre Arts	4	2	1	3									4	2	1	3
Drama & TA & English				3									0	0	0	3
Drama & TA & Psych			1	1									0	0	1	1

UNIVERSITY OF WATERLOO
 FULL-TIME UNDERGRADUATE ENROLMENT IN GENERAL AND HONOURS PROGRAMS
 FACULTY OF ARTS - ON CAMPUS

Year II	UNIVERSITY				RENISON				ST. JEROME'S				TOTAL				
	GEN.		HONS.		GEN.		HONS.		GEN.		HONS.		GEN.		HONS.		
	M	F	M	F	M	F	M	F	M	F	M	F	M	F	M	F	
Economics	3		8	2										3	0	8	2
Economics, 3 Yr	27	17			1				1	1				29	18	0	0
Economics & Appl St, Coop			5	4										0	0	5	4
Economics/Ap Econ, Coop			13	2										0	0	13	2
English		1	8	21				1			7	18		0	1	13	38
English, 3 Yr	10	22							2	1				12	23	0	0
English, Coop			8	19								1		0	0	8	20
Engl & Appl St/Rh & Wg O, Coop				4										0	0	0	4
Engl/Rhet & Prof Wrg Op				1													1
Engl/Rhet & Prof Wrg Op, Coop			2	10										0	0	2	10
English & Applied St, Coop			3	9										0	0	3	9
English & P Sci				1										0	0	0	1
English & Psych			1											0	0	1	0
English & Religious St											1			0	0	1	0
Fine Arts	2	5										1		2	5	0	1
Fine Arts & Appl St, Coop			1	1										0	0	1	1
Fine Arts/Art Hist Opt, 3 Yr		2												0	2	0	0
Fine Arts/Film St Opt				2										0	0	0	2
Fine Arts/Studio Opt	2	1	4	13										2	1	4	13
French		1	2	15					1	2		2		1	3	2	17
French & Appl St, Coop			2	5										0	0	2	5
French & German				3										0	0	0	3
French & Psych				1										0	0	0	1
French & Spanish				1										0	0	0	1
Geography	1	1	1											1	1	1	0
Geography & History			1											0	0	1	0
German		1		2										0	1	0	2
German & Appl St, Coop			1											0	0	1	0
German & Russian				1										0	0	0	1

UNIVERSITY OF WATERLOO
 FULL-TIME UNDERGRADUATE ENROLMENT IN GENERAL AND HONOURS PROGRAMS
 FACULTY OF ARTS - ON CAMPUS

Year II	UNIVERSITY				REINISON				ST. JEROME'S				TOTAL				
	GEN.		HONS.		GEN.		HONS.		GEN.		HONS.		GEN.		HONS.		
	M	F	M	F	M	F	M	F	M	F	M	F	M	F	M	F	
History, 3 Yr	4	8				1								4	9	0	0
History	3	3	3	2								2		3	3	3	4
History & Classical St				1										0	0	0	1
History & Appl St, Coop			1	2										0	0	1	2
History & Sociology				1										0	0	0	1
Latin				1										0	0	0	1
Medieval Studies			1											0	0	1	0
Medieval St & Appl St, Coop			1											0	0	1	0
Mgmt Acctg St, Coop			11	7										0	0	11	7
Mgmt Acctg Studies			1	2										0	0	1	2
Mgmt Acctg/Econ Opt, Coop			2	1							1			0	0	3	1
Music		2	1	1					1					1	2	1	1
Music & Appl St, Coop			1											0	0	1	0
Philosophy	5	3	1			1			3	1	1	1		8	4	3	1
Philosophy & Appl St, Coop			1											0	0	1	0
Philosophy & Relig Studies											1			0	0	1	0
Political Science	6	4	11	12					2		2			8	4	13	12
P Sci & Appl St, Coop			4	7										0	0	4	7
P Sci/Adm St Opt											1			0	0	1	0
P Sci/Legal St Opt				1										0	0	0	1
P Sci/Pacs Opt, 3 Yr		1												0	1	0	0
P Sci/Admin St			1	2										0	0	1	2
Psychology	13	55	17	41					1	6	4	11		14	61	21	52
Psych/Legal St Opt, 3 Yr	1													1	0	0	0
Psych & Appl St, Coop			3	10							1			0	0	4	10
Psychology & English				2										0	0	0	2
Psychology & Sociology				1										0	0	0	1
Religious Studies	2	3	2	5						1		1		2	4	2	6
Religious St & Appl St, Coop				1										0	0	0	1
Russian				1										0	0	0	1

UNIVERSITY OF WATERLOO
FULL-TIME UNDERGRADUATE ENROLMENT IN GENERAL AND HONOURS PROGRAMS
FACULTY OF ARTS - ON CAMPUS

Year II	UNIVERSITY				RENISON				ST. JEROME'S				TOTAL			
	GEN.		HONS.		GEN.		HONS.		GEN.		HONS.		GEN.		HONS.	
	M	F	M	F	M	F	M	F	M	F	M	F	M	F	M	F
Slavic St & Appl St, Coop				1									0	0	0	1
Social Development St					14	43	1	5					14	43	1	5
Sociology	9	9	3	10	1	2			2		1	5	12	11	4	15
Sociology, Coop				1									0	0	0	1
Sociology & Appl St, Coop			1	7									0	0	1	7
Sociology & French				1									0	0	0	1
Sociology/Legal St Opt, 3 yr	1	1											1	1	0	0
Spanish		1		2									0	1	0	2
TOTAL	143	229	173	303	19	54	2	6	26	18	20	40	188	301	195	349
Year III																
Accounting				1									0	0	0	1
Anthropology		2	4										0	2	4	0
Arts, 3 Yr	30	47			3	6			8	4			41	57	0	0
CA Studies, Co-op			7	4									0	0	7	4
CA Studies			7	9									0	0	7	9
CA Studies/Econ Opt, Coop			11	6									0	0	11	6
CA Studies/Econ Opt				1									0	0	0	1
CA Studies/Pre Pas			24	14									0	0	24	14
Classical Civilization, 3 Yr	1												1	0	0	0
Classical Studies			1										0	0	1	0
Drama & Theatre Arts	1		2	2									1	0	2	2
Drama & TA & English				1									0	0	0	1
Drama & TA & Ap St/A Ad S, Co				1									0	0	0	1
Economics, 3 Yr	38	26							1	3			39	29	0	0
Economics	12	8	10	6					1				13	8	10	6
Econ & Appl St, Coop			4	3									0	0	4	3
Economics & Geography				1									0	0	0	1
Economics & Math			1										0	0	1	0
Economics & Mgmt Studies				1									0	0	0	1
Economics/Ap Econ, Coop			7	3									0	0	7	3

UNIVERSITY OF WATERLOO
 FULL-TIME UNDERGRADUATE ENROLMENT IN GENERAL AND HONOURS PROGRAMS
 FACULTY OF ARTS - ON CAMPUS

Year III	UNIVERSITY				RENISON				ST. JEROME'S				TOTAL			
	GEN.		HONS.		GEN.		HONS.		GEN.		HONS.		GEN.		HONS.	
	M	F	M	F	M	F	M	F	M	F	M	F	M	F	M	F
English, 3 Yr	6	15				1			1	5			7	21	0	0
English	1	1	5	15				1			2	10	1	1	7	26
English, Coop			2	17								1	0	0	2	18
Eng/Rhet&Prof Wrg Opt										1			0	0	1	0
English & Appl St, Coop				2									0	0	0	2
English & French											1		0	0	0	1
English & German				1									0	0	0	1
English & History											1		0	0	0	1
English & Psychology				1									0	0	0	1
English & Sociology				1									0	0	0	1
Fine Arts	4	2								1			4	3	0	0
Fine Arts/Art Hist Option		4											0	4	0	0
Fine Arts/Film St Op, 3 Yr	1												1	0	0	0
Fine Arts/Studio Option	1	6	4	8					1			2	2	6	4	10
French	1	3	1	11							1	3	1	3	2	14
French & Appl St, Coop			1	4									0	0	1	4
French & Russian			1										0	0	1	0
French & Fine/Studio Opt				1									0	0	0	1
Geography	1		1						1	1			2	1	1	0
German	1	3		2									1	3	0	2
German & Russian				2									0	0	0	2
History, 3 Yr	9	5							2	1			11	6	0	0
History	3	5	7	10				1	1		4	4	4	5	11	15
History & Appl St, Coop			2										0	0	2	0
History & P Sci			2										0	0	2	0
History/Legal St Opt												1	0	0	0	1
Medieval Studies		1		1	1		1						1	1	1	1
Mgmt Acctg Studies, Coop			1										0	0	1	0
Mgmt Acctg St/Pre Pas				1									0	0	0	1
Mgmt Acctg/Econ Opt, Coop			1	6									0	0	1	6
Music	1	2		1								2	1	2	0	3
Music & Psychology				1									0	0	0	1

UNIVERSITY OF WATERLOO
FULL-TIME UNDERGRADUATE ENROLMENT IN GENERAL AND HONOURS PROGRAMS
FACULTY OF ARTS - ON CAMPUS

Year III	UNIVERSITY				RENISON				ST. JEROME'S				TOTAL			
	GEN.		HONS.		GEN.		HONS.		GEN.		HONS.		GEN.		HONS.	
	M	F	M	F	M	F	M	F	M	F	M	F	M	F	M	F
Philosophy	5	1	2						2	1			7	2	2	0
Philosophy & Poli Science			1										0	0	1	0
Political Science	4	5	5	7		1			1		2	1	5	8	7	8
Political Science, Coop			4	1									0	0	4	1
Poli Sci & Appl St, Coop				1									0	0	0	1
Poli Sci & Russian			1	1									0	0	1	1
Poli Sci & Russian, Coop				1									0	0	0	1
Poli Sci/Admin St, Coop				1								1	0	0	0	2
Poli Sci/Legal St Opt				1									0	0	0	1
Poli Sci/Legal St Opt, Coop												1	0	0	0	1
Poli Sci/Pacs Opt			1										0	0	1	0
Poli Sci & History			1										0	0	1	0
Psychology	12	58	19	30	3	1		2	1	11	4	4	18	70	23	36
Psychology, Coop			1	11									0	0	1	11
Psych&Ap St/Art Adm S, Coop				1									0	0	0	1
Psych/E Ch Ed Opt		8		1						2			0	10	0	1
Psych/Legal St Opt	1												1	0	0	0
Psych & Appl St, Coop			2	5									0	0	2	5
Psych & Math													0	0	0	1
Religious Studies	4	1		2						1			4	2	0	2
Religious Studies & Music													0	0	0	1
Russian	1												1	0	0	0
Russian & Germ/Sc Trnsl		1											0	1	0	0
Social Development Studies					8	48	1	2		2			8	50	1	2
Sociology	1	20	2	10		1			2	2			3	23	2	10
Sociology, Coop			1	4									0	0	1	4
Sociology & Appl Studies, Coop				3									0	0	0	3
Sociology/Legal St Opt		2							1			1	1	2	0	1
Sociology/Pacs Opt			1										0	0	1	0
Spanish				1									0	0	0	1
	139	226	147	219	15	58	2	8	23	34	14	35	177	318	163	260

UNIVERSITY OF WATERLOO
 FULL-TIME UNDERGRADUATE ENROLMENT IN GENERAL AND HONOURS PROGRAMS
 FACULTY OF ARTS - ON CAMPUS

Year IV	UNIVERSITY				RENISON				ST. JEROME'S				TOTAL			
	GEN.		HONS.		GEN.		HONS.		GEN.		HONS.		GEN.		HONS.	
	M	F	M	F	M	F	M	F	M	F	M	F	M	F	M	F
Geography	2												2	0	0	0
German				1							1		0	0	0	2
German & Russian			1	1									0	0	1	1
History	4	1	13	11					3		1	1	7	1	14	12
Hist & Ap St/Art Adm Sp, Coop				1									0	0	0	1
History & Appl St, Coop				1									0	0	0	1
History & French				1									0	0	0	1
History/Cdn St Opt									1				0	0	1	0
Medieval Studies											1		0	0	0	1
Mgmt Acctg Studies				2									0	0	0	2
Mgmt Acctg/Econ Opt, Coop			1										0	0	1	0
Music				1									0	0	0	1
P Sci & Ap St/Art Adm S, Coop				1									0	0	0	1
Philosophy	2		1							4	1		2	0	5	1
Political Science			3							2	2		0	0	5	2
Political Science, Coop			1	2									0	0	1	2
Poli Sci & Russian				1									0	0	0	1
Poli Sci/Admin Studies				2									0	0	0	2
Psychology			11	39			1			5	4		0	0	16	44
Psychology, Coop			1	7									0	0	1	7
Psych/E Child Ed Opt		5		3							1		0	5	0	4
Psych & Appl St, Coop				1					1				0	0	1	1
Religious Studies			1	1							2		0	0	1	3
Russian				1									0	0	0	1
Slavic St & Appl St, Coop				1									0	0	0	1
Social Development Studies							3						0	0	0	3
Social Dev St & Music							1						0	0	0	1
Sociology			3	10									0	0	3	10
Sociology, Coop				1									0	0	0	1
Sociology & Appl St, Coop			1	1									0	0	1	1
	18	17	100	171	0	0	0	6	3	1	18	23	21	18	118	200

UNIVERSITY OF WATERLOO
 FULL-TIME UNDERGRADUATE ENROLMENT IN GENERAL AND HONOURS PROGRAMS
 FACULTY OF ARTS - OFF CAMPUS

Year III	UNIVERSITY						REINSON						ST. JEROME'S						TOTAL									
	GEN.			HONS.			GEN.			HONS.			GEN.			HONS.			GEN.			HONS.						
	M	F	M	F	M	F	M	F	M	F	M	F	M	F	M	F	M	F	M	F	M	F	M	F				
Political Science, Coop			2			1													0		0				0		2	1
Pol Sci & Appl St, Coop			3			2													0		0				0		3	2
Psychology, Coop						1													0		0				0		0	1
Psychology & Appl St, Coop			1			3												1			0				0		1	4
Sociology, Coop						1													0		0				0		0	1
Sociology & Appl St, Coop			1			1													0		0				0		1	1
Year IV	0	0	33	0	0	38	0	0	0	0	0	0	0	0	0	0	0	0	0	0	0	0	0	0	0	0	34	41

CA Studies, Coop						1													0		0				0		0	1
CA Studies/ Econ Opt, Coop			8			1													0		0				0		8	1
Econ&Appl St/Art Adm Sp, Co						1													0		0				0		0	1
Economics & Appl St, Coop			3			1													0		0				0		3	1
Economics/App Econ, Coop			6			3													0		0				0		6	3
English, Coop						3													0		0				0		0	3
English & Appl St, Coop			1			3													0		0				0		1	3
Fine Arts & Appl St, Coop						1													0		0				0		0	1
French & Appl St, Coop						1													0		0				0		0	1
History & Appl St, Coop						4													0		0				0		0	4
Philosophy & Appl St, Coop						1													0		0				0		0	1
Political Science, Coop						1													0		0				0		0	1
P Sci & Appl St, Coop			1																0		0				0		1	0
P Sci/Admin St, Coop			1			1													0		0				0		1	1
P Sci/Legal St Opt, Coop			1			1													0		0				0		1	1
Psychology, Coop						2													0		0				0		0	2
Psychology & Appl St, Coop						2						1							0		0				0		1	2
Year IV	0	0	19	0	0	27	0	0	1	0	0	1	0	0	0	0	0	0	0	0	0	0	0	0	0	0	20	27

UNIVERSITY OF WATERLOO
 FULL-TIME ENROLMENT IN HONOURS PROGRAMS
 FACULTY OF ENGINEERING

YEAR I	ON-CAMPUS TOTAL HONOURS		OFF-CAMPUS TOTAL HONOURS		GRAND TOTAL ON & OFF CAMPUS HONOURS	
	M	F	M	F	M	F
Chemical Engineering	86	36	3	1	89	37
Civil Engineering	142	15	5		147	15
Computer Engineering	73	3	3		76	3
Electrical Engineering	63	11	1		64	11
Geological Engineering	22	1			22	1
Mechanical Engineering	125	13	2		127	13
Systems Design Engineering	61	18			61	18
	572	97	14	1	586	98
YEAR II						
Chemical Engineering	73	24	29	11	102	35
Civil Engineering	100	13	30	5	130	18
Computer Engineering	76	1				
Electrical Engineering	94	4	68	2	160	6
Geological Engineering	17	3			17	3
Mechanical Engineering	141	6	59	4	200	10
Systems Design Engineering	76	20	55	14	131	34
	577	71	239	36	816	107

UNIVERSITY OF WATERLOO
 FULL-TIME ENROLMENT IN HONOURS PROGRAMS
 FACULTY OF ENGINEERING

YEAR III	ON-CAMPUS TOTAL HONOURS		OFF-CAMPUS TOTAL HONOURS		GRAND TOTAL ON & OFF CAMPUS HONOURS	
	M	F	M	F		
Chemical Engineering	28	10	49	14	75	24
Civil Engineering	45	3	70	6	115	9
Computer Engineering			51	5	51	5
Electrical Engineering	79	2	45	1	124	3
Geological Engineering	15		6	2	21	2
Mechanical Engineering	71	5	122	9	193	14
Systems Design Engineering			38	11	38	11
	236	20	381	48	617	68
YEAR IV						
Chemical Engineering	35	11	27	5	62	16
Civil Engineering	55	3	46	4	101	7
Electrical Engineering	78	7	67	4	143	11
Geological Engineering	12	4			12	4
Mechanical Engineering	68	1	71	5	139	6
Systems Design Engineering	64	19			64	19
	310	45	211	18	521	63

UNIVERSITY OF WATERLOO
 FULL-TIME UNDERGRADUATE ENROLMENT IN GENERAL AND HONOURS PROGRAMS
 FACULTY OF ENVIRONMENTAL STUDIES - ON CAMPUS

Year III	UNIVERSITY				RENISON				ST. JEROME'S				TOTAL				
	GEN.		HONS.		GEN.		HONS.		GEN.		HONS.		GEN.		HONS.		
	M	F	M	F	M	F	M	F	M	F	M	F	M	F	M	F	
Man-Environment			16	19											16	19	
Man-Environment, Coop			2	3											2	3	
Man-Environment & Biology			1	1											1	1	
Man-Environment & Geography			1												1		
Man-Env / Geog, Coop			1												1		
Pre-Architecture, Coop			39	19											39	19	
Urban & Regional Planning			23	6											23	6	
Urban & Regional Plan, Coop			19	13											19	13	
	24	16	139	89										24	16	139	89
Year IV																	
Architecture, B.Arch Coop			25	15											25	15	
Geography (Env)	16	10	31	19									16	10	31	19	
Geography (Env), Coop			5	4											5	4	
Geography (Env) & French				1												1	
Geography (Env) & Math				1												1	
Man-Environment			18	6											18	6	
Man-Environment & Biology			2												2		
Man-Environment & Geography			1												1		
Man-Env / Biol, Coop			1												1		
Man-Env / Geog, Coop			1												1		
Urban & Regional Planning			23	15											23	15	
	16	10	107	61										16	10	107	61

UNIVERSITY OF WATERLOO
 FULL-TIME UNDERGRADUATE ENROLMENT IN GENERAL AND HONOURS PROGRAMS
 FACULTY OF ENVIRONMENTAL STUDIES - OFF CAMPUS

	UNIVERSITY				RENISON				ST. JEROME'S				TOTAL				
	GEN.		HONS.		GEN.		HONS.		GEN.		HONS.		GEN.		HONS.		
	M	F	M	F	M	F	M	F	M	F	M	F	M	F	M	F	
Year II																	
Geography (Env), Coop			1													1	
			2													1	
Year III																	
Geography (Env), Coop			14	9											14	9	
Geography (Env) & Econ, Coop			1												1		
Man-Env, Coop			1	4											1	4	
Man-Env/Geography, Coop			1												1		
Pre-Architecture, Coop			25	10											25	10	
			42	23													
Year IV																	
Architecture B. Arch, Coop			1	1											1	1	
Geography (Env), Coop			3	5											3	5	
Urban & Regional Pln, Coop			3	2											3	2	
			7	8											7	3	
Year V																	
Architecture B. Arch, Coop			17	6											17	6	
			17	6											17	6	

UNIVERSITY OF WATERLOO
 FULL-TIME UNDERGRADUATE ENROLMENT IN GENERAL AND HONOURS PROGRAMS
 FACULTY OF HKLS - ON CAMPUS

Year I	UNIVERSITY				RENISON				ST. JEROME'S				TOTAL				
	GEN.		HONS.		GEN.		HONS.		GEN.		HONS.		GEN.		HONS.		
	M	F	M	F	M	F	M	F	M	F	M	F	M	F	M	F	
Dance, (BA)				13													13
Health Studies			1	5											1		5
Health Studies, Coop				14													14
Kinesiology			20	35											20		35
Kinesiology, Coop			38	53											38		53
Kinesiology & Health, Coop				1													1
Recreation			10	11											10		11
Recreation, Coop			10	35											10		35
Rec & L S/Public Adm, Coop				1													1
Recreation/Bus Opt				3													3
Recreation/Bus, Coop			11	9											11		9
			90	180											90		180
Year II																	
Dance (BA)		2		5										2			5
Dance & Recreation (BA)			1												1		
Health Studies			6	16										6			16
Health Studies, Coop			1	14										1			14
Health & Kinesiology, Coop				1													1
Kinesiology	4	10	29	34									4	10	29		34
Kinesiology, Coop			24	55											24		55
Kinesiology & Health, Coop			1												1		
Recreation			13	13											13		13
Recreation, Coop			8	32											8		32
Recreation & Geography, Coop				1													1
Recreation & Kinesiology, Coop				1													1
Recreation & Psychology, Coop				1													1
Recreation & Sociology, Coop				1													1
Recreation/Business Opt			3	5											3		5
Recreation/Business, Coop			3	5											3		5
	4	12	89	184									4	12	89		184

UNIVERSITY OF WATERLOO
 FULL-TIME UNDERGRADUATE ENROLMENT IN GENERAL AND HONOURS PROGRAMS
 FACULTY OF HKLS - ON CAMPUS

Year III	UNIVERSITY				RENISON				ST. JEROME'S				TOTAL				
	GEN.		HONS.		GEN.		HONS.		GEN.		HONS.		GEN.		HONS.		
	M	F	M	F	M	F	M	F	M	F	M	F	M	F	M	F	
Dance (BA)		2		9										2		9	
Dance (BSC)				1												1	
Health Studies			10	15											10	15	
Health Studies, Coop				6												6	
Kinesiology	7	8	19	27									7	8	19	27	
Kinesiology, Coop			10	28											10	28	
Kinesiology & Health, Coop				2												2	
Kinesiology & Psychology, Coop				1												1	
Recreation			7	22											7	22	
Recreation, Coop			7	29											7	29	
Recreation & Geography, Coop				1												1	
Recreation & M Env, Coop				1												1	
Recreation/Business Opt			1	3											1	3	
Recreation/Business, Coop			2	4											2	4	
	7	10	56	149										7	10	56	149
Year IV																	
Dance (BA)				9												9	
Dance (BSC)				5												5	
Health Studies			2	16											2	16	
Health Studies, Coop				9												9	
Kinesiology	7	8	25	38									7	8	25	38	
Kinesiology, Coop			2	5											2	5	
Kinesiology & Health			1	1											1	1	
Kinesiology & Health, Coop				1												1	
Kinesiology & Psychology			1												1		
Recreation			2	24											2	24	
Recreation, Coop			3	18											3	18	
Recreation & Kinesiology			1												1		
Recreation & Music, Coop				1												1	
Recreation/Business Opt			2	3											2	3	
Recreation/Business, Coop			3	1											3	1	
	7	8	42	131										7	8	42	131

UNIVERSITY OF WATERLOO
 FULL-TIME UNDERGRADUATE ENROLMENT IN GENERAL AND HONOURS PROGRAMS
 FACULTY OF INDEPENDENT STUDIES - ON CAMPUS

	UNIVERSITY				REXISON				ST. JEROME'S				TOTAL			
	GEN.		HONS.		GEN.		HONS.		GEN.		HONS.		GEN.		HONS.	
Year I	M	F	M	F	M	F	M	F	M	F	M	F	M	F	M	F
Independent Studies	18	10											18	10		
	18	10											18	10		
Year II																
Independent Studies	7	3											7	3		
Integrated Studies	2	2											2	2		
	9	5											9	5		
Year III																
Independent Studies	1	1											1	1		
Integrated Studies	7	5											7	5		
	8	6											8	6		

UNIVERSITY OF WATERLOO
 FULL-TIME UNDERGRADUATE ENROLMENT IN GENERAL AND HONOURS PROGRAMS
 FACULTY OF MATH - ON CAMPUS

Year I	UNIVERSITY				RENISON				ST. JEROME'S				TOTAL			
	GEN.		HONS.		GEN.		HONS.		GEN.		HONS.		GEN.		HONS.	
	M	F	M	F	M	F	M	F	M	F	M	F	M	F	M	F
Actuarial Sci, Coop			32	15					8	4	0	0	0	0	40	19
AMath/Eng Electives, Coop			18	6							0	0	0	0	18	6
Math/CA, Coop			86	43					7	5	0	0	0	0	73	48
Math/Mgt Acctg, Coop			14	7					2	1	0	0	0	0	16	8
Mathematics	7	4	72	25					8	5	7	4	7	4	80	30
Mathematics, Coop			309	102					25	17	0	0	0	0	334	119
Mathematics, Pass		2									0	2	0	2	0	0
	7	6	511	198	0	0	0	0	0	0	50	32	7	6	561	230
Year II																
Actuarial Science			3	2									0	0	3	2
Actuarial Science, Coop			18	12					1	1	0	0	0	0	19	13
Act Sci & Op Res, Coop			1								0	0	0	0	1	0
Applied Math			1	2					1		0	0	0	0	2	2
Applied Math, Coop			15	6							0	0	0	0	15	6
AMath & Comp Sci, Coop			1								0	0	0	0	1	0
AMath & Oper Res			1								0	0	0	0	1	0
AMath & PMath			1								0	0	0	0	1	0
AMath/CS, Joint			1								0	0	0	0	1	0
AMath/CS, Joint Coop			19	2					2		0	0	0	0	21	2
AMath, Eng Elect, Coop			8	1							0	0	0	0	8	1
Combinatorics & Opt			1								0	0	0	0	1	0
Combinatorics & Opt, Coop			5	1							0	0	0	0	5	1
Comb & Opt/CS, Joint Coop			2						1		0	0	0	0	3	0
Computer Science			15	3							0	0	0	0	15	3
Computer Science, Coop			69	22					7	1	0	0	0	0	76	23
CS/Elect Eng'g Elect, Coop			38	1							0	0	0	0	38	1
CS/Math(CA), Joint Coop			4								0	0	0	0	4	0
Comp Sci & Comb&Opt, Coop			1								0	0	0	0	1	0

UNIVERSITY OF WATERLOO
 FULL-TIME UNDERGRADUATE ENROLMENT IN GENERAL AND HONOURS PROGRAMS
 FACULTY OF MATH - ON CAMPUS

Year II	UNIVERSITY				REINSON				ST. JEROME'S				TOTAL			
	GEN.		HONS.		GEN.		HONS.		GEN.		HONS.		GEN.		HONS.	
	M	F	M	F	M	F	M	F	M	F	M	F	M	F	M	F
Comp Sci & Econ, Coop			1										0	0	1	0
Comp Sci & Oper Res				1									0	0	0	1
Comp Sci & Stats, Coop			1										0	0	1	0
Comp Sci/Info Syst, Coop			22	6					2	1			0	0	24	7
Comp Sci/Math (Bus), Joint			1										0	0	1	0
Comp Sci/Math (CA), Joint			1										0	0	1	0
Comp Sci & Music			1										0	0	1	0
Comp Sci & PMath			1										0	0	1	0
Comp Sci & Stats			2										0	0	2	0
Mathematics	22	9	16	9					2				24	9	16	9
Mathematics, Coop			64	28							9	5	0	0	73	33
Mathematics, Pass	3												3	0	0	0
Math & Econ, Coop			1										0	0	1	0
Math/Business, Coop			12	6									0	0	12	7
Math/Bus (Infosys), Coop			4										0	0	4	0
Math/Bus (Opt), Coop				1									0	0	0	1
Math/Bus Adm			4	3					1	1	2	1	1	1	6	4
Math/Bus(Stat), Coop			1										0	0	1	0
Math / CA			2	1									0	0	2	1
Math / CA Opt	2	1											2	1	0	0
Math / CA, Coop			35	38							6	2	0	0	41	40
Math/CA (Infosys), Coop			1										0	0	1	0
Math/Mgmt Acctg			1										0	0	1	0
Math/Mgmt Acctg, Coop			8	9							1	1	0	0	9	10
Math/Mgmt Acctg (Opt), Coop				1									0	0	0	1
Math & Phil, Coop			1										0	0	1	0
Operations Research, Coop			6	7									0	0	6	7
Pure Math			2										0	0	2	0
Pure Math, Coop			2										0	0	2	0
PMath / CS, Joint Coop			3										0	0	3	0
PMath / Stats, Joint												1	0	0	0	1

UNIVERSITY OF WATERLOO
 FULL-TIME UNDERGRADUATE ENROLMENT IN GENERAL AND HONOURS PROGRAMS
 FACULTY OF MATH - ON CAMPUS

Year II	UNIVERSITY				RENISON				ST. JEROME'S				TOTAL			
	GEN.		HONS.		GEN.		HONS.		GEN.		HONS.		GEN.		HONS.	
	M	F	M	F	M	F	M	F	M	F	M	F	M	F	M	F
PMath / Stats, Joint Coop			1										0	0	1	0
PMath & Comb & Opt				1									0	0	0	1
PMath & Phil, Coop											1		0	0	1	0
Statistics			2										0	0	2	0
Statistics, Coop			6										0	0	6	0
Stats & Comp Sci			1										0	0	1	0
Stats/CS, Joint Coop			3										0	0	3	0
	27	10	410	163	0	0	0	0	3	1	33	14	30	11	443	177
Year III																
Actuarial Science			2	3									0	0	2	3
Actuarial Science, Coop			6	7									0	0	6	7
Act Sci & CS, Coop			1										0	0	1	0
Act Sci & Stats			1										0	0	1	0
Act Sci & Stats, Coop				2									0	0	0	2
Applied Math			6	4									0	0	6	4
AMath & Comp Sci			1										0	0	1	0
AMath/CS, Joint			2										0	0	2	0
AMath/CS, Joint Coop			1										0	0	1	0
AMath & English			1										0	0	1	0
Combinatorics & Optim			1										0	0	1	0
Combinatorics & Optim, Coop			2	2							1		0	0	3	2
Comb & Opt/CS, Joint Coop			1										0	0	1	0
Computer Science			17	8									0	0	17	8
Computer Science, Coop			35	13									0	0	38	13
Comp Sci & Comb&Opt			3										0	0	3	0
Comp Sci & Comb&Opt, Coop			4	1									0	0	4	1
Comp Sci & Stats, Coop			1										0	0	1	0
Comp Sci/Info Syst, Coop			16	6							1	1	0	0	17	7
Comp Sci/Math[CA], Joint			1										0	0	1	0
Comp Sci/Elect Eng Elect, Coop			19	1									0	0	20	1

UNIVERSITY OF WATERLOO
 FULL-TIME UNDERGRADUATE ENROLMENT IN GENERAL AND HONOURS PROGRAMS
 FACULTY OF MATH - ON CAMPUS

Year III	UNIVERSITY				RENISON				ST. JEROME'S				TOTAL				
	GEN.		HONS.		GEN.		HONS.		GEN.		HONS.		GEN.		HONS.		
	M	F	M	F	M	F	M	F	M	F	M	F	M	F	M	F	
CS/Math(Bus), Joint Coop				1										0	0	0	1
Mathematics	19	9	4	3					1	1	1	1		20	10	5	4
Mathematics, Coop			8	1								1		0	0	6	2
Mathematics, Pass	4	3												4	3	0	0
Math/Bus Admin	4	1												4	1	0	0
Math/Bus (Infosys)			1											0	0	1	0
Math/Bus (Infosys), Coop			14	14								1		0	0	14	15
Math/Bus (Opt)				2										0	0	0	2
Math/Bus (Opt), Coop				2								1		0	0	0	3
Math/Bus (Stat), Coop			1											0	0	1	0
Math/CA (Infosys)				1								1		0	0	0	2
Math/CA (Infosys), Coop			15	14					1					0	0	16	14
Math/CA (Opt)	3	3		1										3	3	0	1
Math/CA (Opt), Coop			8	8							1			0	0	7	8
Math/CA (Stat), Coop			3	2								1		0	0	3	3
Math/Mgmt Acctg (Opt), Coop			1											0	0	1	0
Math/Tchg, Coop			1	8							1	3		0	0	2	9
Operations Research			5	4										0	0	5	5
Operations Research, Coop			12	7							1			0	0	13	7
Pure Math			3	1										0	0	3	1
PMeth/Comp Sci, Joint			1											0	0	1	0
Statistics				1							1			0	0	1	1
Statistics, Coop			1	2										0	0	1	2
Statistics & Act Sci											1			0	0	1	0
Stats/Comp Sci, Coop			1											0	0	1	0
Statistics/Comp Sci, Joint			1	1										0	0	1	1
Stats/Comp Sci, Joint Coop			1											0	0	1	0
	30	16	198	118	0	0	0	0	1	1	13	11		31	17	211	129

UNIVERSITY OF WATERLOO
 FULL-TIME UNDERGRADUATE ENROLMENT IN GENERAL AND HONOURS PROGRAMS
 FACULTY OF MATH - ON CAMPUS

Year IV	UNIVERSITY				RENISON				ST. JEROME'S				TOTAL			
	GEN.		HONS.		GEN.		HONS.		GEN.		HONS.		GEN.		HONS.	
	M	F	M	F	M	F	M	F	M	F	M	F	M	F	M	F
Actuarial Science			4	2									0	0	4	2
Actuarial Science, Coop			6	3									0	0	6	3
Actuarial & Comp Sci			1										0	0	1	0
Act Sci & Comb&Optim			1										0	0	1	0
Act Sci & Comp Sci, Coop			1										0	0	1	0
Act Sci & Stats			2										0	0	2	0
Act Sci & Econ, Coop			1										0	0	1	0
Applied Math			5	2							1		0	0	6	2
Applied Math, Coop			13	3									0	0	13	3
AMath & Comp Sci			5										0	0	5	0
AMath & Comp Sci, Coop			1										0	0	1	0
AMath & PMath			2										0	0	2	0
AMath/CS, Joint			7	1									0	0	7	1
AMath/CS, Joint Coop			17	6									0	0	17	6
AMath/Eng Elect, Coop			7										0	0	7	0
Combinatorics & Optim			3	1							3		0	0	6	1
Combinatorics & Optim, Coop			6	2									0	0	6	2
Comb & Opt/Cs, Joint				1									0	0	0	1
Comb&Opt & Comp Sci, Coop			1										0	0	1	0
Comb&Opt & Phil, Coop			1										0	0	1	0
Comb&Optim & PMath			1										0	0	1	0
Computer Science			24	6							1		0	0	25	6
Computer Science, Coop			42	26									0	0	42	26
Comp Sci & Comb&Optim			7	2							1		0	0	8	2
Comp Sci & Oper Res			2	2									0	0	2	2
Comp Sci & PMath, Coop			2										0	0	2	0
Comp Sci/Info Syst, Coop			12	10									0	0	12	10
Comp Sci & Act Sci			2										0	0	2	0
Comp Sci & Econ			1										0	0	1	0
Comp Sci & French, Coop			1										0	0	1	0
Comp Sci & Stats			2	2									0	0	2	2
CS/Elect Eng Elect, Coop			7										0	0	7	0
CS/Math(CA), Joint Coop			1										0	0	1	0

UNIVERSITY OF WATERLOO
FULL-TIME UNDERGRADUATE ENROLMENT IN GENERAL AND HONOURS PROGRAMS
FACULTY OF MATH - ON CAMPUS

Year IV	UNIVERSITY						REINSON						ST. JEROME'S						TOTAL					
	GEN.			HONS.			GEN.			HONS.			GEN.			HONS.			GEN.			HONS.		
	M	F	M	M	F	M	M	F	M	M	F	M	M	F	M	M	F	M	M	F	M	M	F	M
Mathematics	26	15	4	4	2											26	15	4	4	2		26	15	4
Mathematics, Coop	2	1	4	4	3											2	1	4	4	3		2	1	4
Math/Bus Admin	6	4														6	4					6	4	
Math/Bus (Infosys)				4															2					
Math/Bus (Infosys), Coop			8	13																				
Math/Bus (Opt)			1																					
Math/Bus (Opt), Coop			1																					
Math/Bus (Stat), Coop			1																					
Math/CA (Infosys)			11																					
Math/CA (Infosys), Coop			1																1					
Math/CA (Opt)			1																					
Math/CA (Opt), Coop			6	7																				
Math/CA (Stat), Coop			1	2																				
Math/Mgmt Acctg (Inf), Coop			3	1																				
Math/Mgmt Acctg (Opt)			1																					
Math/Mgmt Acctg (Opt), Coop			2																					
Math/Mgmt Acctg (Stat), Coop			1																					
Math/Tchg & Comp Sci, Coop																			1					
Math/Tchg, Coop			2	7																				
Operations Research			5	8																				
Operations Research, Coop			4	7																				
Operations Res & Stat				1																				
Pure Mathematics			2																					
PMath/CS, Joint			1																					
PMath/CS, Joint Coop			1																					
Statistics			7	4																				
Statistics, Coop			3																					
Statistics & AMath				1																				
Statistics & Comp Sci, Coop			2																					
Stats/Comp Sci, Joint Coop				1																				
	34	20	280	138												34	20	268	143			34	20	268

UNIVERSITY OF WATERLOO
 FULL-TIME UNDERGRADUATE ENROLMENT IN GENERAL AND HONOURS PROGRAMS
 FACULTY OF MATH - OFF CAMPUS

Year I	UNIVERSITY				RENISON				ST. JEROME'S				TOTAL			
	GEN.		HONS.		GEN.		HONS.		GEN.		HONS.		GEN.		HONS.	
	M	F	M	F	M	F	M	F	M	F	M	F	M	F	M	F
Mathematics, Coop			1	1									0	0	1	1
			1	1									0	0	1	1
Year II																
Actuarial Science, Coop			12	8					1				0	0	13	8
Applied Math, Coop			6	2												
AMath & Comp Sci, Coop			3										68	40	508	286
AMath & Stats, Coop			1													
AMath/CS, Joint Coop			19	5					1							
AMath/Eng Elect, Coop			10	4					1	1			0	0	11	5
Combinatorics & Optim, Coop			3										0	0	3	0
Comb&Optim & Comp Sci, Coop			1										0	0	1	1
Comb&Opt/CS, Joint Coop			1										0	0	1	0
Computer Science			42	8									0	0	42	8
Comp Sci & Comb&Opt, Coop			2										0	0	2	0
Comp Sci & English			1						1				0	0	2	0
Comp Sci & PMath, Coop			4										0	0	4	0
Comp Sci & Phil, Coop			1										0	0	1	0
Comp Sci/Info Syst, Coop			13	6									0	0	13	6
Comp Sci/El Eng Elect, Coop			7	3					3				0	0	10	3
CS/Math(Bus), Joint Coop			2										0	0	2	1
Mathematics, Coop			13	10					2	6			0	0	15	16
Math/Bus (Infosys), Coop				1									0	0	0	1
Math/Bus, Coop			9	4									0	0	9	5
Math/CA, Coop				1					1				0	0	1	1
Math/Mgmt Acctg, Coop			1										0	0	1	0
Operations Research, Coop			4										0	0	4	0
Pure Mathematics, Coop			1										0	0	1	0
PMath/CS, Joint Coop			8	2									0	0	8	2
PMath/Stats, Coop				1									0	0	0	1

UNIVERSITY OF WATERLOO
 FULL-TIME UNDERGRADUATE ENROLMENT IN GENERAL AND HONOURS PROGRAMS
 FACULTY OF MATH - OFF CAMPUS

Year II	UNIVERSITY				RENISON				ST. JEROME'S				TOTAL				
	GEN.		HONS.		GEN.		HONS.		GEN.		HONS.		GEN.		HONS.		
	M	F	M	F	M	F	M	F	M	F	M	F	M	F	M	F	
Stats/Comp Sci, Joint Coop			1								1			0	0	2	0
	0	0	165	55	0	0	0	0	0	0	11	11	68	40	654	345	
Year III																	
Actuarial Science, Coop			12	8							4			0	0	16	8
Act Sci & Comp Sci, Coop			1											0	0	1	0
Actuarial Sci & PMath, Coop											1			0	0	1	0
Applied Math, Coop			3	2										0	0	3	2
AMath/Comp Sci, Joint Coop			12	2							1	1		0	0	13	3
AMath/Eng Elect, Coop			4	2										0	0	4	2
Combinatorics & Optim, Coop			5	1										0	0	5	1
Comb&Opt/Comp Sci, Joint Coop			2	1										0	0	2	1
Computer Science, Coop			55	10							3	2		0	0	58	12
CS/El Eng Elect, Coop			14								3			0	0	17	0
CS/Math(Bus), Joint Coop			2											0	0	2	0
Comp Sci & Comb&Opt, Coop			6											0	0	6	0
Comp Sci & Geog, Coop			1											0	0	1	0
Comp Sci & OR, Coop			2											0	0	2	0
Comp Sci & Stats, Coop			2											0	0	2	0
Comp Sci/Info Syst, Coop			23	9							1			0	0	24	9
Mathematics, Coop			17	7							2			0	0	19	7
Math/Bus (Infosys), Coop			9	12							2	2		0	0	11	14
Math/Bus (Opt), Coop			1											0	0	1	0
Math/Bus (Stat), Coop			1	1										0	0	1	1
Math/CA (Infosys), Coop			14	8								1		0	0	14	9
Math/CA (Opt), Coop			3	3							1			0	0	4	3
Math/CA (Stat), Coop			2											0	0	2	0
Math/Mgmt Acctg (Info), Coop				1										0	0	0	1
Math/Mgmt Acctg (Stat), Coop			1											0	0	1	0

UNIVERSITY OF WATERLOO
FULL-TIME UNDERGRADUATE ENROLMENT IN GENERAL AND HONOURS PROGRAMS
FACULTY OF MATH - OFF CAMPUS

Year III	UNIVERSITY				RENISON				ST. JEROME'S				TOTAL			
	GEN.		HONS.		GEN.		HONS.		GEN.		HONS.		GEN.		HONS.	
	M	F	M	F	M	F	M	F	M	F	M	F	M	F	M	F
Math Tchg, Coop			6	2									0	0	6	2
Operations Research, Coop			11	11									0	0	11	11
PMath/Comp Sci, Joint Coop			4								1		0	0	5	0
Statistics, Coop			2	1									0	0	2	1
Stats/Comp Sci, Coop			2	1									0	0	2	1
	0	0	217	82	0	0	0	0	0	0	19	6	0	0	236	88
Year IV																
Actuarial Sci, Coop			5	2									0	0	5	2
Applied Math, Coop			1										0	0	1	0
AMath/Comp Sci, Joint Coop			1										0	0	1	0
Combinatorics & Optim, Coop			2	1									0	0	2	1
Comb&Opt/Comp Sci, Joint Coop			1										0	0	1	0
Computer Science, Coop			23	7								1	0	0	23	8
Comp Sci & Comb&Opt, Coop			1										0	0	1	0
Comp Sci/Info Syst, Coop			7	10									0	0	7	10
CS/El Eng Elect, Coop			5								1		0	0	6	0
Mathematics, Coop			1	2									0	0	1	2
Math/Bus (Infosys), Coop			5	7									0	0	5	7
Math/Bus (Opt), Coop			1	1									0	0	1	1
Math/CA (Infosys), Coop			9	4									0	0	9	4
Math/CA (Opt), Coop			3	6									0	0	3	6
Math/CA (Stat), Coop			1										0	0	1	0
Math/Mgmt Acctg (Info), Coop			2										0	0	2	0
Math/Teaching, Coop			2	2							2		0	0	4	2
Math/Tchg & Act Sci, Coop				1									0	0	0	1
Operations Research, Coop			2										0	0	2	0
Statistics, Coop			2										0	0	2	0
Stats/Comp Sci, Joint Coop			2										0	0	2	0
	0	0	76	43	0	0	0	0	0	0	3	1	0	0	79	44

UNIVERSITY OF WATERLOO
 FULL-TIME UNDERGRADUATE ENROLMENT IN GENERAL AND HONOURS PROGRAMS
 FACULTY OF SCIENCE - ON CAMPUS

Year I	UNIVERSITY				RENISON				ST. JEROME'S				TOTAL			
	GEN.		HONS.		GEN.		HONS.		GEN.		HONS.		GEN.		HONS.	
	M	F	M	F	M	F	M	F	M	F	M	F	M	F	M	F
Applied Chemistry, Coop			47	14											47	14
Applied Earth Sci/Geol, Coop			17	8											17	8
Applied Earth Sci/Geoph, Coop			5	2											5	2
Applied Physics, Coop			53	2											53	2
Biochemistry, Coop			19	18											19	18
Biology, Coop			37	35											37	35
* Optometry			28	33											28	33
Science, First Year	265	121												265	121	
	285	121	206	112										265	121	206 112
Year II																
Applied Chemistry, Coop			22	11											22	11
Applied Earth Sci/Geol, Coop			7	3											7	3
Applied Earth Sci/Geoph, Coop			2	2											2	2
Applied Physics, Coop			42	8											42	8
Biochemistry			9	8											9	8
Biochemistry, Coop			17	20											17	20
Biology			10	13											10	13
Biology, Coop			17	34											17	34
Biology & Man-Env				4												4
Chemistry			8	2											8	2
Earth Sciences			1	2											1	2
Earth Sci/Geog, Coop			2	1											2	1
Liberal Science		1												1		
Optometry			27	31											27	31
Physics			18	4											18	4
Psychology (Science)			2	2											2	2
Psychology (Science), Coop			1												1	
Science & Business			6	4											6	4

* Optometry students shown as Yr I have completed at least one year of University

UNIVERSITY OF WATERLOO
 FULL-TIME UNDERGRADUATE ENROLMENT IN GENERAL AND HONOURS PROGRAMS
 FACULTY OF SCIENCE - ON CAMPUS

Year IV	UNIVERSITY				RENISON				ST. JEROME'S				TOTAL				
	GEN.		HONS.		GEN.		HONS.		GEN.		HONS.		GEN.		HONS.		
	M	F	M	F	M	F	M	F	M	F	M	F	M	F	M	F	
Physics			31	3											31	3	
Psychology (Science)			1	1											1	1	
Science & Business			1												1		
Science & Mgmt Studies			1												1		
Science - Program 1			33	13											33	13	
Science - Program 2			11	9											11	9	
Science - Program 3			10	3											10	3	
Science - Program 4			4												4		
Science - Program 5			6												6		
	0	0	257	128										0	0	257	128

UNIVERSITY OF WATERLOO
PART-TIME UNDERGRADUATE ENROLMENT IN GENERAL AND HONOURS PROGRAMS
FACULTY OF ARTS - ON CAMPUS

Year I	UNIVERSITY				RENISON				ST. JEROME'S				TOTAL			
	GEN.		HONS.		GEN.		HONS.		GEN.		HONS.		GEN.		HONS.	
	M	F	M	F	M	F	M	F	M	F	M	F	M	F	M	F
Arts (Appl Stud), Coop			1	1									0	0	1	1
Arts, First Year	466	1266			5	49			5	34			476	1349	0	0
Social Dev Studies					14	74							14	74	0	0
	466	1266	1	1	19	123	0	0	5	34	0	0	490	1423	1	1
Year II																
Arts	105	327			3	16			40				108	383	0	0
CA Studies, Coop			4	8									0	0	4	8
CA Studies/Econ Opt, Coop			2										0	0	2	0
CA Studies/Pre Pass			1										0	0	1	0
Classical Civilization	2	3											2	3	0	0
Classical Studies				1									0	0	0	1
Drama & Theatre Arts			1										0	0	1	0
Economics, 3 Yr	31	19											31	19	0	0
Economics, 4 Yr	1	1											1	1	0	0
Economics/Ap Econ, Coop			2										0	0	2	0
English	2	33	1										2	33	1	0
English, Coop				6							1		0	0	0	7
English & Appl St, Coop			1	2									0	0	1	2
English & German				1									0	0	0	1
Fine Arts		1											0	1	0	0
Fine Arts/Studio Opt		2		2									0	2	0	2
French		2		2									0	2	0	2
French & Appl St, Coop				1									0	0	0	1
Geography		4											0	4	0	0
German		2		1									0	2	0	1
History	15	21	1	1				1			2		16	21	1	3
History & Appl St, Coop				2									0	0	0	2
Mgmt Acctg/Econ Opt, Coop				1									0	0	0	1

UNIVERSITY OF WATERLOO
 PART-TIME UNDERGRADUATE ENROLMENT IN GENERAL AND HONOURS PROGRAMS
 FACULTY OF ARTS - ON CAMPUS

Year II	UNIVERSITY				RENISON				ST. JEROME'S				TOTAL				
	GEN.		HONS.		GEN.		HONS.		GEN.		HONS.		GEN.		HONS.		
	M	F	M	F	M	F	M	F	M	F	M	F	M	F	M	F	
Philosophy	1													1	0	0	0
Political Science			1											0	0	1	0
Poli Sci & Appl St, Coop			1											0	0	1	0
Psychology	31	128	1	2					4		1			31	132	1	3
Psychology, Coop				1										0	0	0	1
Religious Studies		1							2					0	3	0	0
Rel Studies & Appl St, Coop				1										0	0	0	1
Social Development Studies					6	64	1							6	64	1	0
Sociology		8		1	1				1					1	9	0	1
Sociology & Appl St, Coop				2										0	0	0	2
	188	552	16	35	10	80	1	0	1	47	0	4	199	679	17	39	
Year III																	
Anthropology	1		2	1										1	0	2	1
Arts	87	117				10			5	14				72	141	0	0
Arts (Acc Studies), Coop			1											0	0	1	0
CA Studies/Econ Opt, Coop			1	2										0	0	1	2
CA Studies/Pre Pas				2										0	0	0	2
Classical Civilization	6	12												6	12	0	0
Classical Studies				1										0	0	0	1
Drama & Theatre Arts		2							1					1	2	0	0
Economics	33	23		2					1					34	23	0	2
Economics & Appl St, Coop			1	1										0	0	1	1
Economics/App'l Econ, Coop			2											0	0	2	0
English	10	28		4					1	4	1			11	32	1	4
English, Coop				1								1		0	0	0	2
Engl & Ap St/Art Adm Sp, Coop				1										0	0	0	1
English & Appl St, Coop			1											0	0	1	0

UNIVERSITY OF WATERLOO
 PART-TIME UNDERGRADUATE ENROLMENT IN GENERAL AND HONOURS PROGRAMS
 FACULTY OF ARTS - ON CAMPUS

Year III	UNIVERSITY				RENISON				ST. JEROME'S				TOTAL				
	GEN.		HONS.		GEN.		HONS.		GEN.		HONS.		GEN.		HONS.		
	M	F	M	F	M	F	M	F	M	F	M	F	M	F	M	F	
Fine Arts		5												0	5	0	0
Fine Arts/Art Hist Opt				1										0	0	0	1
Fine Arts/Film St Opt		1	1											0	1	1	0
Fine Arts/Studio Opt		3		2										0	3	0	2
French		3												0	3	0	0
French & Psychology			1											0	0	1	0
Geography	1	1												1	1	0	0
German		1												0	1	0	0
History	18	14												18	14	0	0
Music		1												0	1	0	0
Philosophy	5	1							1					5	2	0	0
Political Science	3	3		1										3	3	0	1
Psychology	50	166		6		1			3					50	170	0	6
Psychology, Coop				1										0	0	0	1
Psychology & Appl St, Coop												1		0	0	0	1
Religious Studies	1	1				1			4	1	1			1	6	1	1
Social Development Studies					9	37	1	1				1		9	38	1	1
Social Devel St & Recreation								1						0	0	0	1
Sociology	1	7		1								1		1	7	0	2
Spanish		2												0	2	0	0
Spanish & Appl St, Coop				1										0	0	0	1
	196	391	10	28	9	49	1	2	8	27	2	4	213	467	13	34	

UNIVERSITY OF WATERLOO
 PART-TIME UNDERGRADUATE ENROLMENT IN GENERAL AND HONOURS PROGRAMS
 FACULTY OF ARTS - ON CAMPUS

Year IV	UNIVERSITY				RENISON				ST. JEROME'S				TOTAL			
	GEN.		HONS.		GEN.		HONS.		GEN.		HONS.		GEN.		HONS.	
	M	F	M	F	M	F	M	F	M	F	M	F	M	F	M	F
Anthropology				1									0	0	0	1
CA Studies/Econ Opt, Coop			2	1									0	0	2	1
CA Studies/Pre Pass			10	9									0	0	10	9
Classical Studies			1										0	0	1	0
Economics	5	1	1	1					1				6	1	1	1
Economics & Appl St, Coop				1									0	0	0	1
Economics & German			1										0	0	1	0
Economics/Appl Econ, Coop			1										0	0	1	0
English	1	1	1	5					1			2	2	1	1	7
English, Coop				3									0	0	0	3
English & Appl St, Coop				2									0	0	0	2
English & Fine Arts				1									0	0	0	1
Fine Arts		1											0	1	0	0
Fine Arts/Film Study Opt			1										0	0	1	0
Fine Arts/Studio Opt				5									0	0	0	5
German				1									0	0	0	1
History	1	1	1	1									1	1	1	1
History & Appl St, Coop				1									0	0	0	1
Medieval Studies				1									0	0	0	1
Political Science			1								1		0	0	2	0
Political Science, Coop			1	2									0	0	1	2
Poli Sci/Admin St			1										0	0	1	0
Poli Sci/Admin St, Coop				1									0	0	0	1
Psychology		1	5	11								2	0	1	5	13
Psychology & Spanish				1									0	0	0	1
Religious Studies			1	1									0	0	1	1
Sociology			1	1									0	0	1	1
	7	5	29	50	0	0	0	0	2	0	1	4	9	5	30	54

UNIVERSITY OF WATERLOO
 PART-TIME UNDERGRADUATE ENROLMENT IN GENERAL AND HONOURS PROGRAMS
 FACULTY OF ENVIRONMENTAL STUDIES

ON CAMPUS

	UNIVERSITY				RENISON				ST. JEROME'S				TOTAL			
	GEN.		HONS.		GEN.		HONS.		GEN.		HONS.		GEN.		HONS.	
Year I	M	F	M	F	M	F	M	F	M	F	M	F	M	F	M	F
Geography (Env)	62	23		2									62	23		2
Man-Environment			1												1	
	62	23	1	2									62	23	1	2
Year II																
Geography (Env)	46	22	1										46	22	1	
Geography (Env), 4 Yr		1												1		
Geography (Env), Coop			1												1	
Man-Environment			1	1											1	1
Man-Environment, Coop				2												2
Pre-Architecture, Coop			12	4											12	4
	46	23	15	7									46	23	15	7
YEAR III																
Geography (Env)	56	24	3	3									56	24	3	3
Geography (Env), 4 Yr	6	2											6	2		
Man-Environment			2	2											2	2
Pre-Architecture, Coop			1												1	
Urban & Regional Plan, Coop			1												1	
	62	26	7	5									62	26	7	5

UNIVERSITY OF WATERLOO
 PART-TIME UNDERGRADUATE ENROLMENT IN GENERAL AND HONOURS PROGRAMS
 FACULTY OF MATH - ON CAMPUS

Year I	UNIVERSITY				RENISON				ST. JEROME'S				TOTAL				
	GEN.		HONS.		GEN.		HONS.		GEN.		HONS.		GEN.		HONS.		
	M	F	M	F	M	F	M	F	M	F	M	F	M	F	M	F	
Actuarial Science, Coop				1							1			0	0	1	1
AMath/Eng Elect, Coop			2											0	0	2	0
Mathematics		1	1	1										0	1	1	1
Mathematics, Coop			10	9							1			0	0	11	9
Mathematics, Pass	17	9								1				17	10	0	0
Math/Mgmt Acctg, Coop			1											0	0	1	0
	17	10	14	11	0	0	0	0	0	1	2	0		17	11	16	11
Year II																	
Actuarial Science, Coop				2										0	0	0	2
AMath/Eng Elect, Coop			1											0	0	1	0
AMath/Phys Elect, Coop			1											0	0	1	0
Combinatorics & Optim, Coop			1											0	0	1	0
Computer Science, Coop			3	2							2			0	0	5	2
Comp Sci/Info Syst, Coop				1							2			0	0	2	1
Comp Sci/El Eng Elect, Coop			1											0	0	1	0
Mathematics	1	3												1	3	0	0
Mathematics, Coop			3	3								1		0	0	3	4
Mathematics, Pass	17	5												17	5	0	0
Math/Bus, Coop				1										0	0	0	1
Math/Bus (Infosys), Coop			1											0	0	1	0
Math/CA, Coop			3	1										0	0	3	1
Math/Mgmt Acctg, Coop			1											0	0	1	0
Operations Research, Coop			1	1										0	0	1	2
Operations Res & Econ, Coop														1	0	0	1
Operations Res & French, Coop			1											0	0	1	0
PMath/Stats, Joint Coop			1											0	0	1	0
Statistics, Coop			1											0	0	1	0
	18	8	19	11	0	0	0	0	0	0	4	3		18	8	23	14

UNIVERSITY OF WATERLOO
 PART-TIME UNDERGRADUATE ENROLMENT IN GENERAL AND HONOURS PROGRAMS
 FACULTY OF HUMAN KINETICS & LEISURE STUDIES

ON CAMPUS

Year IV	UNIVERSITY				RENISON				ST. JEROME'S				TOTAL				
	GEN.		HONS.		GEN.		HONS.		GEN.		HONS.		GEN.		HONS.		
	M	F	M	F	M	F	M	F	M	F	M	F	M	F	M	F	
Dance (BA)				1													1
Health Studies			1	3											1		3
Health Studies, Coop				1													1
Kinesiology	1	5	3	5									1	5	3	5	
Kinesiology, Coop			7	6											7	6	
Recreation			1	5											1	5	
Recreation, Coop				1													1
Recreation/Business, Coop			1	2											1	2	
	1	5	13	24									1	5	13	24	

OFF CAMPUS

Year I

Kinesiology, Coop				1														1
-------------------	--	--	--	---	--	--	--	--	--	--	--	--	--	--	--	--	--	---

Year II

Recreation, Coop				1														1
------------------	--	--	--	---	--	--	--	--	--	--	--	--	--	--	--	--	--	---

Year IV

Recreation, Coop				1														1
Recreation/Business, Coop				1														1

2

2

UNIVERSITY OF WATERLOO
 PART-TIME UNDERGRADUATE ENROLLMENT IN GENERAL AND HONOURS PROGRAMS
 FACULTY OF MATH - ON CAMPUS

Year IV	UNIVERSITY						RENISSON						ST. JEROME'S						TOTAL						
	GEN.		HONS.		GEN.		HONS.		GEN.		HONS.		GEN.		HONS.		GEN.		HONS.		GEN.		HONS.		
	M	F	M	F	M	F	M	F	M	F	M	F	M	F	M	F	M	F	M	F	M	F	M	F	
AMath/CS, Joint Coop																									
Combinatorics & Optim, Coop																									
Computer Science																									
Computer Science, Coop																									
Comp Sci/El Eng Elect, Coop																									
Comp Sci/Info Syst, Coop																									
Mathematics	13	4																							
Mathematics, Coop	4																								
Math/Bus [Infosys], Coop																									
Math/CA [Infosys], Coop																									
Math/CA [Opt], Coop																									
Math/CA [Stat], Coop																									
Math/Mgmt Acctg [Inf]																									
Math/Mgmt Acctg [Inf], Coop																									
Math/Mgmt Acctg [Opt], Coop																									
Math/Teaching, Coop																									
Operations Research, Coop																									
PMath/CS, Joint Coop																									
Statistics, Coop																									
Stats & Comb&Opt, Coop																									
	17	4	55	30	0	0	0	0	0	0	0	0	0	0	0	0	0	0	0	0	19	4	56	30	

UNIVERSITY OF WATERLOO
 PART-TIME UNDERGRADUATE ENROLMENT IN GENERAL AND HONOURS PROGRAMS
 FACULTY OF MATH - ON CAMPUS

Year III	UNIVERSITY						REINSON						ST. JEROME'S						TOTAL					
	GEN.			HONS.			GEN.			HONS.			GEN.			HONS.			GEN.			HONS.		
	M	F	M	F	M	F	M	F	M	F	M	F	M	F	M	F	M	F	M	F	M	F	M	F
Actuarial Science			1												1									
Actuarial Science, Coop				2																				
Applied Math, Coop			2	1																				
AMath/CS, Joint				1																				
AMath/CS, Joint Coop			3	2																				
AMath/Phys Electives, Coop			1																					
Combinatorics & Optim, Coop			3																					
Computer Science			1																					
Computer Science, Coop			7	3																				
Comp Sci & Comb&Opt, Coop			1																					
Comp Sci & OR, Coop			1	1																				
Comp Sci/Infosys, Coop			1																					
CS/EL Eng Elect, Coop			9																					
Mathematics	6	1		1																				
Mathematics, Pass	25	6																						
Math/Bus (Infosys), Coop			3	3																				
Math/Bus (Opt), Coop			2																					
Math/CA (Infosys), Coop				4																				
Math/CA (Opt), Coop			1																					
Math/Mgmt Acctg (Inf), Coop				1																				
Math/Teaching, Coop				2																				
Operations Research, Coop			1	2																				
PMath & Statistics, Coop			1																					
PMath/CS, Joint Coop			1	1																				
Statistics															1									
Stats/CS, Joint Coop																								
	31	7	32	25			0	0	0	0	0	0	0	0	2	0	0	0	31	7	34	7		27

UNIVERSITY OF WATERLOO
 PART-TIME UNDERGRADUATE ENROLMENT IN GENERAL AND HONOURS PROGRAMS
 FACULTY OF SCIENCE

ON CAMPUS

	UNIVERSITY				RENISON				ST. JEROME'S				TOTAL			
	GEN.		HONS.		GEN.		HONS.		GEN.		HONS.		GEN.		HONS.	
Year I	M	F	M	F	M	F	M	F	M	F	M	F	M	F	M	F
Applied Chemistry, Coop			1	1											1	1
Biochemistry, Coop			2	2											2	2
Biology, Coop			1	3											1	3
Science, First Year	105	102											105	102		
	105	102	4	6									105	102	4	6
Year II																
Applied Chemistry, Coop			5	1											5	1
Applied Earth Sci/Geol, Coop				1												1
Applied Physics, Coop			4												4	
Biochemistry, Coop			1	1											1	1
Biology, Coop			1	1											1	1
Chemistry, 4 Yr	1	1											1	1		
Physics	3		1										3		1	
Psychology [Science]				1												1
Science - Program 1			1												1	
Science	161	95											161	95		
	165	96	13	5									165	96	13	5
Year III																
Applied Chemistry, Coop			3												3	
Applied Physics, Coop			5												5	
Biochemistry, Coop			1	1											1	1
Biology			1												1	
Biology, Coop			1	2											1	2
Chemistry, 4 Yr	2												2			

UNIVERSITY OF WATERLOO
 PART-TIME UNDERGRADUATE ENROLMENT IN GENERAL AND HONOURS PROGRAMS
 FACULTY OF MATH - OFF CAMPUS

Year II	UNIVERSITY				RENISON				ST. JEROME'S				TOTAL				
	GEN.		HONS.		GEN.		HONS.		GEN.		HONS.		GEN.		HONS.		
	M	F	M	F	M	F	M	F	M	F	M	F	M	F	M	F	
Applied Math, Coop				2													2
Math/CA, Coop											1						1
Mathematics, Coop			1														1
PMath/Comp Sci, Joint Coop				1													1
			1	3							1						2 3
Year III																	
Actuarial Science, Coop			1														1
Math/Bus [Infosys], Coop			1														1
			2														2
Year IV																	
Computer Science, Coop			1														1
CS/EI Eng Elect, Coop			1														1
Mathematics, Gen Coop, 4Yr	2													2			
	2		2											2			2

UNIVERSITY OF WATERLOO
 PART-TIME UNDERGRADUATE ENROLMENT IN GENERAL AND HONOURS PROGRAMS
 FACULTY OF SCIENCE

ON CAMPUS

	UNIVERSITY				RENISON				ST. JEROME'S				TOTAL				
	GEN.		HONS.		GEN.		HONS.		GEN.		HONS.		GEN.		HONS.		
Year III	M	F	M	F	M	F	M	F	M	F	M	F	M	F	M	F	
Earth Sciences			1													1	
Physics, 4 Yr	2												2				
Science - Program 1			1													1	
Science - Program 2				1													1
Science - Program 3			1													1	
Science - Program 5				1													1
Science, General	75	23											75	23			
	79	23	14	5									79	23	14	5	
Year IV																	
Applied Chemistry, Coop			1	2												1	2
Biochemistry				1													1
Biology			1													1	
Biology, Coop			1													1	
Chemistry, 4 Yr	2												2				
Physics	1		3	1									1		3	1	
Science - Program 1			7	1											7	1	
Science - Program 2			1												1		
Science - Program 3				1													1
	3	0	14	6									3	0	14	6	

UNIVERSITY OF WATERLOO
 DEGREES GRANTED

BACHELOR OF ARTS	Cumulative Totals Prior to '77	1977	1978	1979	1980	1981	1982	1983	1984	1985	1986	TOTAL
General Program	4483	614	553	535	488	562	533	596	628	687	646	10315
Honours...												
Accounting										1		1
Anthropology	34	4	6	4	5		2	1	1	2	3	62
Anth & Classical Studies	1											1
Anth & German	1											1
Anth & History	2											2
Anth & Psychology					1							1
Anth - French Minor				1								1
CA Studies											12	12
CA Studies - Econ Minor											2	2
CA Studies - Econ Option							12	3	21	27	22	85
CA Studies-Econ Opt-Fr Minor								1				1
CA St-Econ Opt-Mgt St Minor								1				1
CA Studies - Math Minor											8	8
Classical Studies		1		1		1	1			1	2	7
Classical Studies & English	1											1
Classical Studies & History	1		1									2
Classical St - English Minor								1				1
Dance						9		6	1	3		19
Dance - Psych Minor								1	1		2	4
Drama	1		1									2
Drama & Theatre Arts	4	2	7	1		1	2		5			22
Drama & TA & English	3											3
Drama & TA & History	1											1
Drama & TA - Psych Minor	1											1
Economics	64	7	14	12	11	11	16	25	28	29	30	247
Economics, Applied					4	4	1	2	3	5	9	28
Econ, Appl Econ & Cl St									1			1
Economics with Appl Econ							4			1		5
Econ-Pers'l&Admin St Minor										1		1
Econ & Poli Sci										1		1

UNIVERSITY OF WATERLOO
DEGREES GRANTED

BACHELOR OF ARTS	Cumulative Totals											TOTAL
	Prior to '77	1977	1978	1979	1980	1981	1982	1983	1984	1985	1986	
Honours...												
Economics - CDS Minor	1		2	2	5	12	5	10	1			1
Economics - CA Option												38
Economics - Geography Minor									1			1
Economics - History Minor			1						1			2
Economics - Legal St Option												3
Economics - Mgmt St Minor								1				1
Economics - Philosophy Minor								1				5
Economics - Poli Sci Minor						1		1				1
Economics - Mgmt Acctg Opt						2	1				1	4
Economics & Mathematics	5			1		1						3
Economics & Poli Science	3						2	1				8
Economics & Poli Science [CDS]	1									1		8
Economics & Poli Sci-Adm St Opt								1				1
Economics & Mgmt St Opt								1	2			4
Economics & Russian										1		1
English	144	37	22	18	26	32	30	25	30	47	31	442
English, Appl St										4	5	9
English - Econ Minor									1			1
English - Legal St Opt									1			1
English - Music Minor						1		1				2
English & Drama	5											5
English & Fine Arts-Film St Opt								1				1
English, Drama & Theatre Arts	1								1			2
English & French	14	1	1				1		1	1	1	20
English & Geography										1		1
English & German	1		2		1					1	1	5
English & History	14		5	3	1	2	1	1		1	1	28
English & Latin				1								1
English & Philosophy	2					1	1					4
English & Poli Science	2											4
English & Psychology	5							1	1		2	10
English & Religious St	2											4
English & Sociology	2			1						2		3

UNIVERSITY OF WATERLOO
 DEGREES GRANTED

BACHELOR OF ARTS	1977	1978	1979	1980	1981	1982	1983	1984	1985	1986	TOTAL
Honours...											
English & Spanish	1	1									2
English-Biology Opt		1									1
English-Cdn Studies Opt							1				1
English-Biology Minor	1										1
English-Classical Civ Minor				1					1	1	3
English-French Minor								2	1		3
English-German Minor								1			1
English-History Minor			1	1	2	1		2		4	11
English-Math Minor									1		1
English-Philosophy Minor				1	1	1	1		1		4
English-Psychology Minor			3	1	3	1	1		3		12
English-Sociology Minor								2			2
English-Spanish Minor					1	1	1				4
Fine Arts		7	10	1	1			1			20
Fine Art-Studio Op&Appl St								1			1
Fine Arts & History	1										6
Fine Arts-Art History Opt				1	1						2
Fine Arts-Geography Minor		2		1							3
Fine Arts-Studio Opt				3	6	9	3	13	9	5	48
French	30	8	7	6	2	4	3	3	6	4	79
French-Applied Studies									2	2	4
French & Drama						1					1
French & Economics									1		1
French & English									1		1
French & German									1		1
French & History							2				2
French & Latin											1
French & Philosophy											1
French & Political Science											1
French & Psychology											1
French & Russian		1									2
Cumulative Totals	1	21	12	4	7	20	30	30	31	31	122

UNIVERSITY OF WATERLOO
 DEGREES GRANTED

BACHELOR OF ARTS	Cumulative Totals Prior to '77	1977	1978	1979	1980	1981	1982	1983	1984	1985	1986	TOTAL
Honours...												
History & Psychology	1		2									3
History & Religious Studies	1									1		2
History & Russian	1	1										2
History & Sociology										1		1
History-Asian Studies Minor			1									1
Hist-App St Persnl&Admin Minor									1			1
History-CDS Minor			2	1	2	1		1	1			8
History-CDS & English Minor			2									2
History-Classical Civ Minor								1			1	2
History-Economics Minor									1	1		2
History-English Minor		1	1	1	1				5		1	10
History-French Minor					2						1	3
History-Geography Minor					1			1	2			4
History-Math Minor				1								1
History-Music Minor			3									3
History-Peace & Conflict St					1	1						2
History-Philosophy Minor									2			2
History-Poli Science Minor					1	2				3		6
History-Psychology Minor			1		1	1			4			7
History-Religious St Minor					1	1						2
History-Spanish Minor					1							1
Latin	8											8
Latin & Philosophy							1					1
Mgmt Acctg Studies											1	1
Mgmt Acctg St-Econ							2	2	2	6	5	17
Mgmt Acctg St-Legal St Opt											1	1
Mathematics	19											19
Medieval Studies							1			1	1	3
Medieval St-English Minor								1				1
Music					1		1	2		2	1	7
Music & Psychology										1		1
Music-English Minor					1	1						2

UNIVERSITY OF WATERLOO
DEGREES GRANTED

BACHELOR OF ARTS	Cumulative Totals Prior to '77	1977	1978	1979	1980	1981	1982	1983	1984	1985	1986	TOTAL
Honours...												
Music-Philosophy Minor								1				1
Music-Psychology Minor								1				1
Philosophy	27	4	3		1	2		3	2	2	3	47
Philosophy & Mathematics						1						1
Philosophy & Political Science	1			1						1		3
Philosophy & Psychology	2							2		1		5
Philosophy & Sociology	1											1
Political Science	98	14	7	7	5	9	3	11	14	9	10	187
Poli Sci-Admin St Opt							3		1	2		6
Poli Sci-Applied St										2	4	6
Poli Science & Economics							2					2
Poli Sci&Econ-Admin St Opt					1							1
Poli Science & English							1					1
Poli Science & Geography				1								1
Poli Science & History			2					1			1	4
Poli Science & Hist-Engl Minor					1							1
Poli Science & Russian								2				2
Poli Science & Sociology					1	1						2
Poli Science & Spanish									1			1
Poli Science-Admin St Opt							1	4	1	4	2	12
P Sci-Admin St Opt-Econ Minor					1		3					4
Poli Science-Economics Minor								1				1
Poli Science-English Minor				1								1
Poli Science-Geography Minor				1								1
Poli Science-History Minor			2	2			1				2	7
P Sci - Man-Env St Minor					1							1
P Sci-Peace & Confl St Opt						1			1			2
Poli Science-Philosophy Minor		1										1
Poli Science-Psychology Minor						1						1

UNIVERSITY OF WATERLOO
 DEGREES GRANTED

BACHELOR OF ARTS	Cumulative Totals											TOTAL
	Prior to '77	1977	1978	1979	1980	1981	1982	1983	1984	1985	1986	
Honours...												
Rec&Leis St/Bus Opt-Persl&Adm St Min											1	1
Rec & Leisure St/Legal Studies Opt											1	1
Rec & Leisure St-Soc Dev St Minor											4	4
Rec & Leisure St-Gerontology Minor											1	1
Rec & Leisure St & Kinesiology										1		1
Rec & Man-Env Studies										1		1
Recreation & Psychology									3		1	4
Recreation & Sociology		1			2		1	1		1	1	7
Recreation-English Minor					1		1					2
Recreation-Geography Minor					1		3	2	1	1	1	9
Recreation-Music Minor										1	1	2
Recreation-Psychology Minor			4		7		2	9	4	2	7	35
Recreation-Sociology Minor								3	1	1	1	6
Recreation-Soc Dev St Minor								2		1		3
Religious Studies	6		2	1	3		2	2		1	2	19
Religious St-Peace & Conflict							1					1
Religious St-History Minor				1								1
Religious St-Italian Minor										1		1
Religious St-Phil Minor								1				1
Religious St-Psych Minor						1		1				2
Russian	9	1				2			2			14
Russian & German								1				1
Russian & Political Science	1											1
Russian & Spanish	1		2									3
Russian & Soc Devel St	1					1						2
Russian-Economics Minor				1						1		2
Russian-German Minor				1								1
Slavic Studies-CDS Minor						1						1
Social Development St	4	4	2			1	1		1		1	14
Social Dev St & Religious St		1	1								1	3
Social Dev St-Psychology Minor							1					1
Sociology	93	11	6	2	2	6	1	9	5	9	15	159

UNIVERSITY OF WATERLOO
DEGREES GRANTED

BACHELOR OF ENVIRONMENTAL STUDIES	Cumulative Totals Prior to '77	1977	1978	1979	1980	1981	1982	1983	1984	1985	1986	TOTAL
Honours...												
Man-Env - Personnel & Admin St Minor											2	2
Man-Env-Psnl&Adm St Min(Env&ResMgt Op)											1	1
Man-Env - Geography Minor	1		1		1		1	1	2		2	9
Man-Env - German Minor				1								1
Man-Env - Gerontology Minor										1		1
Man-Env - Math Minor										1		1
Man-Env - Peace&Conflict St Minor					1							1
Man-Env - P Sci Minor								1				1
Man-Env - P Sci Minor, Legal St Opt								1				1
Man-Env - Psychology Minor		1		1		2	1					5
Man-Env - Religious St Minor								1				1
Urban & Regional Planning	309	49	65	57	61	50	55	49	45	51	54	845
Urban & Reg Plan - CDS Minor	1							1	1	1	1	5
Urban & Reg Plan - Econ Minor							1		3	2	2	8
Urban & Reg Plan - Env&Res Mgmt Op											1	1
Urban & Reg Plan - Legal St Opt											3	3
Urban & Reg Plan - Fine Arts Minor								1				1
Urban & Reg Plan - Geography Minor										1		1
U&R Plan-Geog Minor/U&R Dev Opt									1			1
Urban & Reg Plan - Gerontology Minor											1	1
Urban & Reg Plan - Legal St Opt											3	3
Urban & Reg Plan - Mgmt St Minor										1	1	2
Urban & Reg Plan - Math Minor										1		1
Urban & Reg Plan - P Sci Minor					1	3	3	2	1			10
Urban & Reg Plan - Psych Minor						1						1
Urban & Reg Plan - Reg Dev Opt								1				1
Urban & Reg Plan - Sociology Minor										1	1	2
Architecture (Pre-Professional)	201	43	31	40	34	24	49	57	49	55	54	637
BACHELOR OF ARCHITECTURE	81	26	21	36	24	30	35	39	40	32	37	401
BACHELOR OF INDEPENDENT STUDIES	52	14	16	13	12	12	17	17	10	14	9	186

UNIVERSITY OF WATERLOO
 DEGREES GRANTED

BACHELOR OF MATHEMATICS	Cumulative Totals Prior to '77	1977	1978	1979	1980	1981	1982	1983	1984	1985	1986	TOTAL
General Program	1895	342	351	466	440	464	514	442	486	349	249	5978
Honours...												
Actuarial Science	81	10	15	14	7	12	8	6	6	7	19	185
Actuarial Science & Appl Math				1								1
Actuarial Science & C&O			1			1						2
Actuarial Science & CS	2	5	1	1	1	1					2	13
Actuarial Science & Econ	1		1							1		3
Actuarial Science & Statistics	1	1	2	1						1		6
Actuarial Sci with CS Minor				1	4		1		1	2	1	10
Actuarial Sci with Econ Minor								2		1	2	5
Actuarial Sci with Psych Minor											-1	1
Actuarial Science & Psychology											1	1
Actuarial Sci with Stat Minor						2		7	4	13	2	28
Appl Analysis & CS	457			1						5		463
Applied Math	81	8	4	10	7	2	2	5	7	4	6	136
Applied Math & Act Sci	1											1
Applied Math & C&O				2		1	1					4
Applied Math & CS				2	1	1		2	5	5	3	19
Applied Math & French	1											1
Applied Math & Philosophy				1								1
AMath & Phil with C&O						1						1
Applied Math & Physics	5		1									6
Applied Math & Pure Math	2	1	3	1	3	4		2		4	1	21
AMath & PMath with Physics						1						1
AMath & Stat & French						1						1
AMath with Comb&Opt Minor										2		2
AMath with CS Minor										3	1	4
Joint AMath with CS							1	2	5	11	22	41
AMath with Engineering Elect					1	7	9	9	5	5	4	40
AMath with Eng & CS					1	1	1					3
AMath with Physics Elect	1	8	3	3		2			3	3	2	25
AMath with Physics & PMath	1											1
AMath with Statistics Minor									1	2		3

UNIVERSITY OF WATERLOO
 DEGREES GRANTED

BACHELOR OF MATHEMATICS	Cumulative Totals											TOTAL
	Prior to '77	1977	1978	1979	1980	1981	1982	1983	1984	1985	1986	
Honours...												
Math-Bus/Teaching Option	31	25	20									76
Operations Research							3		2	1		6
Operations Research & Comb&Optim							1					1
Operations Research & CS											1	1
Operations Research with CS Minor									2	1	10	13
Operations Research with PMath Minor								1				1
Operations Research & Statistics											1	1
Pure Mathematics	48	1	3	1	1	2	2	1		1		60
Pure Math & C&O			1	3					1	1		6
Pure Math & CS	4	1				2	3	3	2	1		16
Pure Math & Philosophy								1				1
Pure Math & Statistics	1	1	1	1		1			1			8
Pure Math with Dance Minor											1	1
Pure Math with English Minor											1	1
Pure Math with Phil Minor											1	1
Joint Pure Math with CS								1	4	3	3	11
Statistics	91	7	7	6		2	4	3	5	2	2	129
Stat & Actuarial Science	2	1			1							4
Stat & AMath	1											1
Stat & C&O		1	3	3		1						8
Stat & CS	15	10	1							1		27
Stat & CS & C&O		1										1
Stat & Economics	4		3			1					1	9
Stat & Psychology	2					1						3
Stat & Pure Math		1										1
Stat & Sociology	1											1
Stat with Actuarial Sci Minor					1					1		2
Joint Statistics with CS				2	4	2	1		3	2	4	18
Statistics with CS Minor											3	3
Statistics with Economics Minor								1				1
Statistics with French Minor						1						1

UNIVERSITY OF WATERLOO
DEGREES GRANTED

BACHELOR OF SCIENCE	Cumulative Totals Prior to '77	1977	1978	1979	1980	1981	1982	1983	1984	1985	1986	TOTAL
Honours...												
Physics	191	7	16	12	4	8	9	13	3	12	26	301
Physics - CS Minor				1								1
Physics/Geophysics										1		1
Physics - Math Minor								1		1	2	4
Physics - Psych Minor					1	3						4
Psychology							3	2	3		2	10
Psychology - Physics Minor									1			1
Science (Non-Major)	14	7	18	20	43	25	30	33	42	40	53	325
Science - Biology Major	28	22	18	7								73
Science - Biol Major - Psych Minor		1										1
Science - Chemistry Major	27	10	10	5								52
Science - Chemistry Minor											2	2
Science - Earth Sciences Major	15	2	3	1								21
Science - Geography Minor										2		2
Science - Math Minor									1	2	1	4
Science - Physics Major	41	4	3	3								51
Science - Physics Minor											1	1
Science - Psychology Minor				1						2		3
Science - Fine Arts Minor	1											1
DIPLOMA IN GERONTOLOGY									4	6	14	24
DIPLOMA IN OCCUPATIONAL HEALTH											11	11
DOCTOR OF OPTOMETRY	316	59	57	57	57	56	59	60	57	59	61	898
DIPLOMA IN CONSTRUCTION MANAGEMENT		1	2	3	1		1		1	1		10
DIPLOMA OF RESIDENCY IN OPTOMETRY									1			1
MASTER OF ACCOUNTING										11	23	34

UNIVERSITY OF WATERLOO
DEGREES GRANTED

MASTER OF ARTS	Cumulative	1977	1978	1979	1980	1981	1982	1983	1984	1985	1986	TOTAL
	Totals Prior to '77											
Economics	56	16	17	7	8	9	14	13	8	6	15	169
English	110	20	17	19	8	21	19	23	16	10	9	272
French	45	5	6	1	2	4	3	3	3	2	5	79
Geography	70	11	8	13	21	11	14	14	14	11	13	200
Geography & Regional Planning	1											1
German	90	6	9	7	7	4	5	9	6	9	6	158
German & French							1					1
History	237	24	11	22	17	12	9	6	8	9	14	369
Mathematics	56											56
Philosophy	49	3	4	4	3	5	5	7	3	12	5	100
Political Science	44	14	7	6	6	4	6	6	7	5	7	112
Psychology	143	13	14	9	8	9	11	11	2	6	7	231
Recreation & Leisure Studies		1	9	4	2	8	8	3	4	7	8	50
Regional Planning & Resource Dev	74	9	15	12	16	18	16	14	15	22	14	225
Russian	40	6	6	4	2	3	2	3	1	2		69
Sociology	25	3	5	4	3	3	3	6	6	6	3	67
MASTER OF APPLIED SCIENCE												
Applied Psychology	115	8	18	9	13	15	18	14	11	20	10	251
Chemical Engineering	245	18	14	10	10	8	20	21	26	34	17	423
Civil Engineering	353	27	19	27	25	21	28	27	29	28	30	614
Electrical Engineering	228	29	19	7	15	15	9	16	19	28	21	406
Human Rel & Counselling St	25	11	7	3								46
Management Science (Management & Systems Eng prior to 1989)	195	31	41	52	21	20	15	25	37	35	23	495
Mechanical Engineering	227	31	23	28	29	22	21	20	22	42	31	496
Systems Design Engineering (Design prior to '69)	69	7	11	6	9	5	10	8	14	17	12	168

UNIVERSITY OF WATERLOO
DEGREES GRANTED

MASTER OF MATHEMATICS	Cumulative Totals											TOTAL
	Prior to '77	1977	1978	1979	1980	1981	1982	1983	1984	1985	1986	
Actuarial Science										3		3
Applied Mathematics	16	5	8	5	3	2	8	5	9	2	7	70
Combinatorics & Optimization	30	14	8	4	5	3	3	6	6	11	6	96
Computer Science	89	37	37	32	27	25	50	53	39	35	44	488
Computer Science & Applied Math					1							1
Computer Science & Pure Math							1					1
General Mathematics	20	5	3	10	6	2	2	2	3	1	2	56
Mathematics	436											436
Pure Mathematics	12	4	2	3	3	1	2		5	3	3	38
Statistics	54	14	17	9	12	13	10	7	5	11	6	158
MASTER OF SCIENCE												
Applied Mathematics	84											84
Biology	121	15	21	21	14	20	13	12	15	15	17	284
Chemistry	124	5	5	7	8	8	9	9	9	14	8	206
Earth Sciences	37	19	12	6	21	11	15	13	19	25	20	198
Health Behaviour						3	2	4	7	5	2	23
Kinesiology	20	10	11	7	8	12	8	12	5	13	11	118
Physics	165	9	9	6	5	7	3	7	3	8	8	230
Physiological Optics	4	2	1	3	1	2	4	1	1	3		22
MASTER OF PHILOSOPHY												
Applied Mathematics					2	3		3			2	10
Computer Science						1						1
English	17		1	3	2	2	2	3	1		2	33
German								1				1
History	7	2	1	1	1		1	1	1	3		18
Mathematics	9											9
Pure Mathematics			1	1						1		3
Statistics	3	1	1				1			1		7

UNIVERSITY OF WATERLOO
 DEGREES GRANTED

DOCTOR OF PHILOSOPHY	Cumulative Totals Prior to '77	1977	1978	1979	1980	1981	1982	1983	1984	1985	1986	TOTAL
Applied Mathematics	7	1	6	1	2	1	2		3	1	3	27
Biology	56	10	3	8	3	4	7	4	7	12	9	123
Chemical Engineering	78	10	5	6	6	5	5	2	2	2	4	123
Chemistry	87	5	7	4	5	7	5	9	12	3	6	150
Civil Engineering	115	6	7	9	4	6	4	6	8	12	9	186
Combinatorics & Optimization	13	4	3	5	5	5	8	4	3	1	4	55
Computer Science	27	10	5	2	9	3	5	8	3	6	7	85
Earth Sciences	1		2	2	1		3	2	5	4	2	22
Electrical Engineering	74	8	5	4	12	10	5	6	7	6	7	144
Geography	7	2	1		1	3	3	2	3	4	5	31
German	15	3	2		1	1	1	2	2		1	28
History		1	1	1	1	1	2		1	5	2	15
Human Rel & Counselling St			1		2			1	1	1		6
Kinesiology					1	2	3	2	2	2	5	17
Management Sciences	13	1	6	9	4	5	2	2	3	2		47
Mathematics	96											96
Mechanical Engineering	78	11	7	6	5	9	6	4	5	12	9	153
Philosophy	31	2	3	6	2	3	2	2	4		2	57
Physics	57	7	4	2	5	3	2	4	4	4	3	95
Physiological Optics									1			1
Physiological Optics & Biology									1			1
Psychology	114	8	11	11	18	13	6	8	13	16	16	234
Pure Mathematics	8	7	1		2		3	1	2	1	1	28
Regional Plan & Resource Dev	12		3	1	5	1	6	1	2	1	1	33
Sociology	7	1			2	1		1	2	1	4	19
Statistics	14	1	1	5	2	3		1	1	3	3	34
Systems Design Engineering	12	3	3	3	4	3	2	8	7	3	4	52
	22955	3131	3246	3298	3149	3128	3340	3468	3630	3977	3866	57188

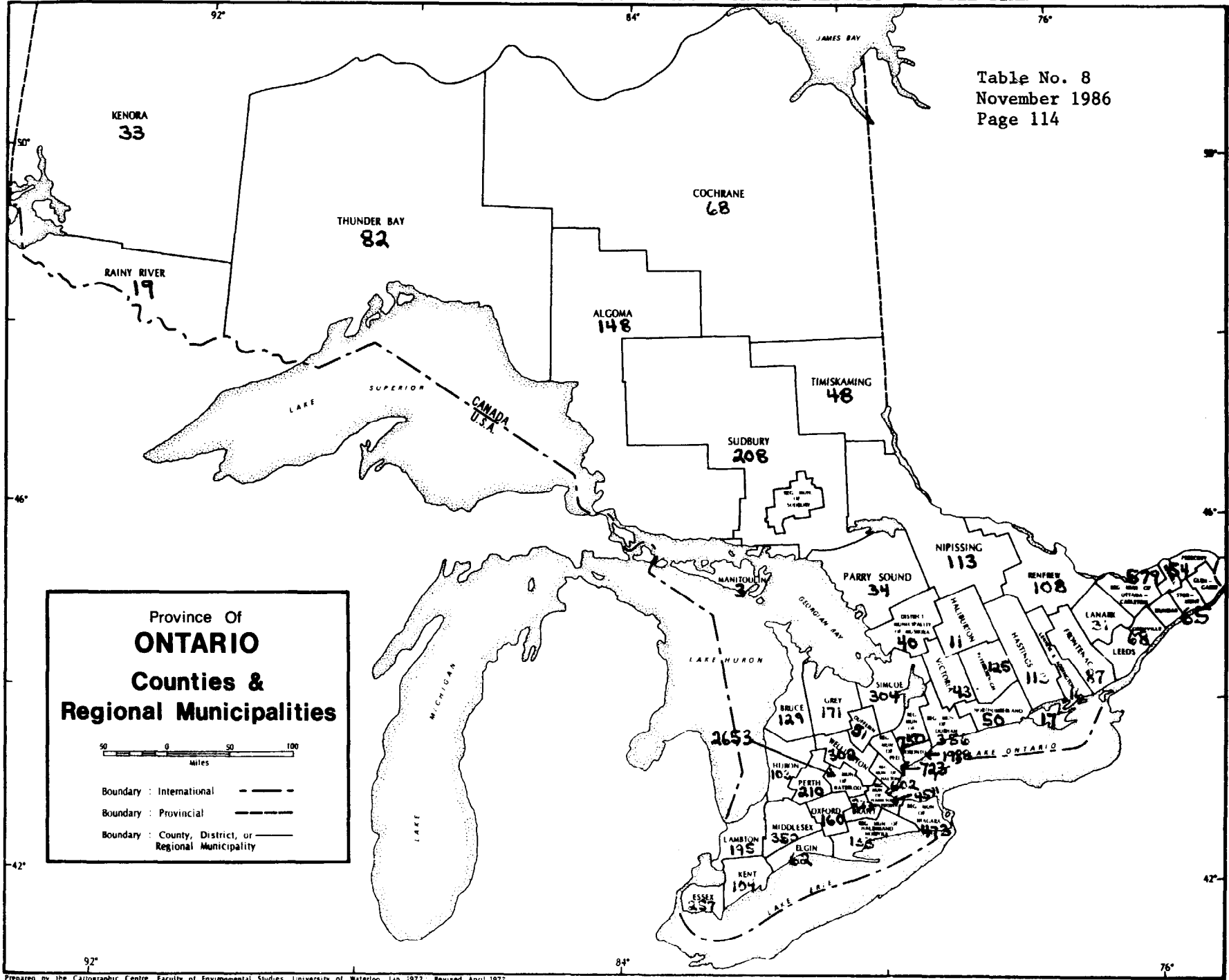
Table No. 7
 November 1, 1988
 Page 113

UNIVERSITY OF WATERLOO
 DEGREES GRANTED

HONORARY DEGREES	Cumulative Totals Prior to '77	1977	1978	1979	1980	1981	1982	1983	1984	1985	1986	TOTAL
Doctor of Divinity									1			1
Doctor of Environmental Studies	3		1	1		1		1	2	1		10
Doctor of Engineering	12	1	1	1	1	1		1	1	3		22
Doctor of Laws	34	1	2	1	1	1	9	5	2	2		58
Doctor of Letters	13	3				1				1		18
Doctor of Mathematics	7	1	1	1	1	1		2	1	1		16
Doctor of Science	18	1	1		1			1		1		23
	87	7	6	4	4	5	9	10	7	9	0	148

1986 UNDERGRADUATE ENROLMENT OF ONTARIO STUDENTS BY COUNTY BASED ON HOME ADDRESS - FULL-TIME

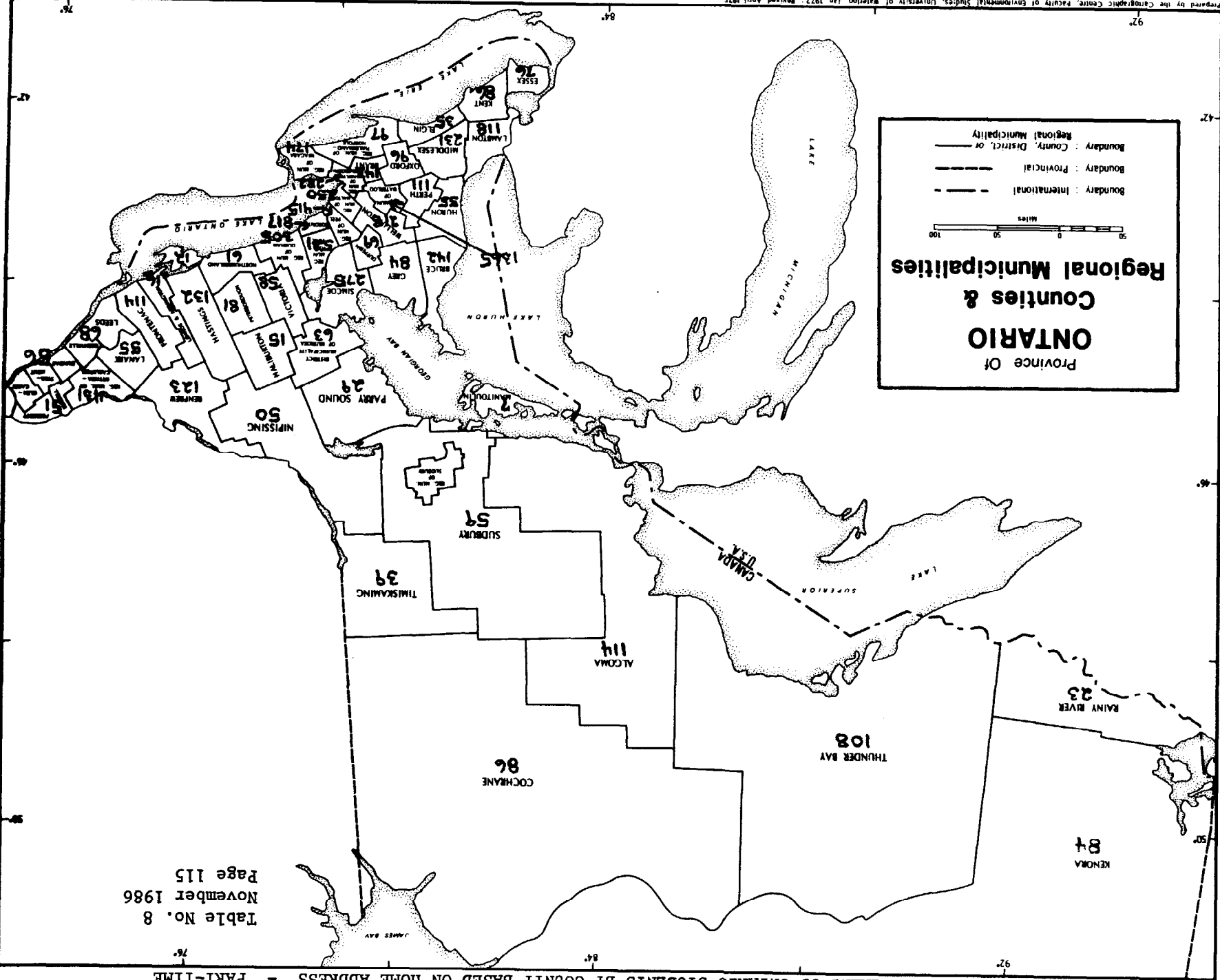
Table No. 8
November 1986
Page 114



Province Of
ONTARIO
Counties &
Regional Municipalities

50 0 50 100
Miles

Boundary : International - - - - -
Boundary : Provincial - - - - -
Boundary : County, District, or Regional Municipality ————



Prepared by the Cartographic Centre, Faculty of Environmental Studies, University of Waterloo Jan. 1972; Revised April 1975.

UNIVERSITY OF WATERLOO
GEOGRAPHICAL DISTRIBUTION OF
UNDERGRADUATE STUDENTS - BY FACULTY
[BASED ON HOME ADDRESS]

CANADIAN PROVINCES OR TERRITORIES		ARTS		ENV ST		ENG'G		IND ST		MATH		HKLS		SCIENCE		TOTAL		GRAND TOTAL
		M	F	M	F	M	F	M	F	M	F	M	F	M	F			
ALBERTA	F.T.	12	16	10	4	27	7		1	18	8	3	13	22	10	92	59	151
	P.T.	66	80	16	5	7	1			19	5	0	7	58	40	166	138	304
BRITISH COLUMBIA	F.T.	13	12	8	1	33	3			10	0	2	5	26	13	92	34	126
	P.T.	54	107	8	3	5	2			12	2	0	5	25	12	104	131	235
MANITOBA	F.T.	8	10	6	4	21				14	1	3	5	10	5	62	25	87
	P.T.	33	59	8	2	2	2			4	3	1	2	27	13	75	81	156
NEW BRUNSWICK	F.T.	5	4	1	1	5	2			5	3	1	8	5	4	22	22	44
	P.T.	31	39	9		1				1	2		1	17	9	59	51	110
NEWFOUNDLAND	F.T.	2	3	3	1	4				3		1	0	2	2	15	6	21
	P.T.	25	34	9	2	1				1			4	5	8	41	48	89
NOVA SCOTIA	F.T.	1	0	6	3	16	3			4		1	2	2	2	30	10	40
	P.T.	29	43	8	4	1				6	2	1	1	14	17	59	67	126
N.W. TERRITORIES	F.T.		1													0	1	1
	P.T.	18	18	10	1	1	1			3			1	4	6	36	27	63

UNIVERSITY OF WATERLOO
GEOGRAPHICAL DISTRIBUTION OF
UNDERGRADUATE STUDENTS - BY FACULTY
(BASED ON HOME ADDRESS)

CANADIAN PROVINCES OR TERRITORIES		ARTS		ENV ST		ENG'G		IND ST		MATH		HKLS		SCIENCE		TOTAL		GRAND
		M	F	M	F	M	F	M	F	M	F	M	F	M	F	M	F	TOTAL
ONTARIO	F.T.	1231	2115	643	378	2328	299	34	18	1948	886	308	700	1332	711	7824	5107	12931
	P.T.	1500	3878	192	96	239	32			332	163	56	245	641	536	2980	4950	7910
P. E. I.	F.T.	1	2	1		3				2			1			7	3	10
	P.T.	2	8		1									1	2	3	11	14
QUEBEC	F.T.	14	10	20	12	123	23	1		41	15	6	17	13	17	218	94	312
	P.T.	50	94	2	5	9	1			12	2	1	3	18	20	92	125	217
SASKATCHEWAN	F.T.	6	14	6	3	9	1			7	1		1	9	10	37	30	67
	P.T.	34	98	9	3	5	1			3	3		5	11	10	62	120	182
YUKON	F.T.		1										1			0	2	2
	P.T.	6	8	3	2					1				1	4	11	14	25
TOTAL	F.T.	1293	2188	704	407	2569	338	35	19	2052	914	325	753	1421	774	8399	5393	13792
	P.T.	1848	4466	274	124	271	40	0	0	394	182	59	274	822	677	3668	5763	9431

UNIVERSITY OF WATERLOO
GEOGRAPHICAL DISTRIBUTION OF
UNDERGRADUATE STUDENTS - BY FACULTY
(BASED ON HOME ADDRESS)

OTHER COUNTRIES		ARTS		ENV ST		ENG'G		IND ST		MATH		HKLS		SCIENCE		TOTAL		GRAND TOTAL
		M	F	M	F	M	F	M	F	M	F	M	F	M	F	M	F	
BAHAMAS	F.T.		4												0	4	4	
BARBADOS	F.T.										1				0	1	1	
BELGIUM	F.T.		1												0	1	1	
BERMUDA	F.T.	1	2							1				2	4	2	6	
BOTSMANA	F.T.	1													1	0	1	
BRITISH W INDIES	F.T.												2		2	0	2	
	P.T.		1												0	1	1	
ENGLAND	F.T.			1							1				1	1	2	
FRANCE	F.T.					1									1	0	1	
GERMANY, WEST	F.T.													2	0	2	2	
	P.T.		1												0	1	1	
GREENLAND	F.T.					1									1	0	1	
HONG KONG	F.T.	1	1		2					11	9			3	2	15	14	29
IRAN	F.T.													1	1	0	1	
IRELAND/EIRE	F.T.							1							0	1	1	
JAPAN	F.T.													1	1	0	1	
KENYA	F.T.													1	0	1	1	

UNIVERSITY OF WATERLOO
GEOGRAPHICAL DISTRIBUTION OF
UNDERGRADUATE STUDENTS - BY FACULTY
(BASED ON HOME ADDRESS)

OTHER COUNTRIES		ARTS		ENV ST		ENG'G		IND ST		MATH		HKLS		SCIENCE		TOTAL		GRAND TOTAL
		M	F	M	F	M	F	M	F	M	F	M	F	M	F	M	F	
MALAYSIA	F.T.									3	1				1	3	2	5
MEXICO	F.T.			1												1	0	1
SINGAPORE	F.T.	1		1						5	2					7	2	9
SOUTH AFRICA	P.T.		1													0	1	1
SPAIN	F.T.													1		1	0	1
SWITZERLAND	F.T.			1												1	0	1
TANZANIA	F.T.									2						2	0	2
TRINIDAD/TOBAGO	F.T.	2	1							3	4			1	1	6	6	12
UNCLASSIFIED	F.T.	5	11	7	6	3		1		12	1	4	1	2	5	33	25	58
	P.T.	7	8			1				2		1	2		1	11	11	22
UNITED KINGDOM	F.T.	1				2										3	0	3
UNITED STATES	F.T.	2	9	2		1		1		2	2	1		3	3	11	15	26
	P.T.	6	25			1				4	1		1	3	1	14	28	42
TOTAL	F.T.	14	29	13	8	8	1	0	2	39	21	5	1	18	15	95	77	172
	P.T.	13	36	0	0	2	0	0	0	6	1	1	3	3	2	25	42	67

COMPARISON OF FOREIGN UNDERGRADUATE STUDENTS
ON STUDENT AUTHORIZATION (STUDENT VISA) BY COUNTRY OF CITIZENSHIP

COUNTRY OF CITIZENSHIP	ARTS				ENGINEERING				ENV. STUDIES				HK&LS				INT. STUDIES				MATHEMATICS				SCIENCE				TOTAL						
	'83	'84	'85	'86	'83	'84	'85	'86	'83	'84	'85	'86	'83	'84	'85	'86	'83	'84	'85	'86	'83	'84	'85	'86	'83	'84	'85	'86	'83	'84	'85	'86			
Not Specified	34	23	11	5	1				1				2	3	2	1	1						6	7	6	7	5	7	3	3	50	40	22	16	
Oman							2																										2		
Portugal													1										2	1	1	1	1	1	1	1	2	3	2	2	
Singapore	12	8	2	2	1	1	1		2	2		1										28	15	10	10	10	6	3	2	53	32	16	15		
South Africa	1	1		1																										1	1		1		
Spain																																	1	1	
Sri Lanka							1																										1		
St. Lucia																											1						1		
St. Vincent	1	1	1	1																												1	1	1	1
Sweden	1	1																														1	1		
Syria																																			1
Tanzania	2	1									1											1	1	2	3					3	3	2	3		
Trinidad, Tobago	17	13	10	9					8	8	5	2	1	2	1	1						9	12	11	10	5	5	5	4	40	40	32	28		
Uganda	1	1																														1	1		
United Kingdom	42	33	19	17	1	1	1		21	20	16	12	2	1	2	2						139	117	91	72	37	28	22	15	242	200	151	118		
U. S. A.	13	11	8	10						1	1		3	1								3	2		1	2	1	1		21	16	10	11		
Venezuela		1														1																1		1	
Vietnam, South							1																												1
Zaire	1										1																						1	1	
Zambia									1																								1		
TOTAL	178	121	78	81	9	16	18	11	45	39	26	17	15	11	8	8	2	0	0	0	0	282	214	159	134	98	78	62	43	607	479	347	272		
% of Total F-T		3.99		1.73	0.28		0.59		3.10		2.08		1.38		0.53		2.33					7.73		5.16		4.67		2.68		4.17		2.39			

COMPARISON OF FOREIGN GRADUATE STUDENTS
ON STUDENT AUTHORIZATION (STUDENT VISA) BY COUNTRY OF CITIZENSHIP

COUNTRY OF CITIZENSHIP	ARTS			ENGINEERING			ENVIR ST			HKLS			MATHEMATICS			SCIENCE			TOTAL		
	'84	'85	'86	'84	'85	'86	'84	'85	'86	'84	'85	'86	'84	'85	'86	'84	'85	'86	'84	'85	'86
Algeria				1	1														1	1	0
Argentina					1	2													0	1	2
Australia					2	2				1	2	1	1	1	2	1			3	5	5
Bahamas	1																		1	0	0
Bahrain				1	1														1	1	0
Bangladesh		1	1	1	2	1										2	2		3	5	2
Bermuda							1	1											1	1	0
Brazil				3	1	2							2	1	1	1			6	2	3
Chile				1	1								1		1				2	1	1
China, People's Republic			1	15	15	15	2	3	3	1		1	9	6	9	6	11	11	33	35	40
China, Taiwan/Formosa				1	1	3							2	2	2	1	1		4	4	5
Colombia				1															1	0	0
Costa Rica				1											1				1	0	1
Cyprus				1															1	0	0
Egypt				6	4	3							2	1	1				8	5	4
England	1	1	1	1	1	1							1		1	2	1		5	3	3
Ethiopia						1										4	4	6	4	4	7
France					1	1											1	1	0	2	2
Germany, West	8	10	6			2	1	2			1			1		1	1		10	15	8
Ghana			1					1	1										0	1	2
Greece		1		2	1	1										1	1	1	3	3	2
Guatemala		1																	0	1	0
Hong Kong	1	1		5	3	3	1	1	1				10	9	7	1	2	4	18	18	15
India	2	2	2	16	11	12			1				9	7	7	7	6	4	34	26	26
Indonesia															3	1	1	2	1	1	5
Iran			1	5	4	2											1		5	5	3
Iraq																1			1	0	0
Ireland/Eire				3	3														3	3	0
Israel		1	1							1		1							1	1	2
Italy						1							1	1	2				1	1	3
Jamaica				2	2	2													2	2	2
Japan				2	2	1		1					3	1	1			1	5	4	3
Jordan						1															1
Kenya	1			1			1	1	1									1	3	1	2
Korea, South				2	3	4													2	3	4

COMPARISON OF FOREIGN GRADUATE STUDENTS
ON STUDENT AUTHORIZATION (STUDENT VISA) BY COUNTRY OF CITIZENSHIP

COUNTRY OF CITIZENSHIP	ARTS		ENGINEERING		ENVR ST		HCLS		MATHEMATICS		SCIENCE		TOTAL
	'84	'85	'84	'85	'84	'85	'84	'85	'84	'85	'84	'85	
Lesotho			1						1				1
Libya			1								2		3
Malaysia	2	1	3	1							1		5
Mauritius			7	10					6		2		16
Mexico			9						6		2		17
New Zealand		1	3	3				1	1		2		7
Nigeria			1										1
Pakistan	1	4	2	2					1		2		8
Peru									1				1
Poland			1								1		2
Portugal			1	1							1		2
Saudi Arabia			1	1							1		2
Scotland											1		1
Sierra Leone			1	1									2
Singapore	3	2	1						1		2		6
South Africa		1							1				2
Sri Lanka (Ceylon)			1					2	1		3		6
St. Vincent Stateless	1		1	1					2		1		4
Sweden			1		1								2
Tanzania			2	3							1		5
Thailand			3	3									6
Trinidad			2						1		1		3
Turkey			1	1									2
Uganda	1		1	1							1		3
United Kingdom		1									1		2
United States of America	8	6	1	1	1		4	3	4	3	10	12	28
Venezuela			1						1				1
Vietnam, South			1										1
Yugoslavia									1				1
Zambia	1		1										2
Total	29	31	25	101	88	15	14	12	8	8	5	8	208
% of Total Full-time	9.2	10.3	7.9	26.5	28.3	24.0	13.4	13.1	10.9	11.4	8.2	8.9	27.7
	20.0	29.4	18.7	19.8	18.9	17.6							

UNIVERSITY OF WATERLOO
UNDERGRADUATE STUDENT FINANCIAL AID
1985 - 1986

SCHOLARSHIPS AND BURSARIES BY FACULTY

FACULTY	UNIVERSITY CONTROLLED		OUTSIDE DONORS	
	NUMBER OF AWARDS	TOTAL VALUE OF AWARDS	NUMBER OF AWARDS	TOTAL VALUE OF AWARDS
ARTS	379	\$89,299.85	94	\$73,306.56
ENGINEERING	553	\$294,899.68	166	\$128,657.61
ENVIRONMENTAL STUDIES	86	\$35,367.00	29	\$23,999.38
HUMAN KINETICS & LEISURE STUDIES	134	\$34,000.00	39	\$29,783.76
INDEPENDENT STUDIES	2	\$300.00	0	\$.00
MATHEMATICS	718	\$312,086.64	140	\$98,515.53
SCIENCE	233	\$91,600.00	81	\$56,550.10
PURE CORRESPONDENCE	53	\$16,795.05	9	\$4,240.50
TOTAL	2158	\$874,128.22	558	\$415,053.44

UNIVERSITY OF WATERLOO
1985/86 GOVERNMENT AID BY FACULTY

FACULTY	LEVEL OF STUDY	STUDENTS RECEIVING OSG		STUDENTS RECEIVING LOAN		AVERAGE AWARD PER STUDENT		TOTAL NO. OF STUDENTS AIDED	% OF FULL-TIME ENROLMENT RECEIVING
		TOTAL	\$ TOTAL	TOTAL	\$ TOTAL	\$ TOTAL	\$ TOTAL		
ARTS	UNDERGRAD	584	1,335,684.00	1150	2,616,441.00	2,287.13	2,275.18	1155	31.63
	GRADUATE	-	-	36	138,343.00	-	3,842.86	36	11.92
ENGINEERING	UNDERGRAD	270	379,018.00	608	916,197.00	1,403.77	1,506.90	608	20.00
	GRADUATE	-	-	14	50,803.00	-	3,828.78	14	4.28
ENVIRONMENTAL STUDIES	UNDERGRAD	165	345,429.00	414	918,097.00	2,093.50	2,217.62	414	33.04
	GRADUATE	-	-	18	81,548.00	-	4,530.33	18	16.82
HUMAN KINETICS & LEISURE STUDIES	UNDERGRAD	176	381,273.00	389	786,619.00	2,166.32	2,022.15	389	34.33
	GRADUATE	-	-	11	38,133.00	-	3,466.63	11	15.07
INDEPENDENT STUDIES	UNDERGRAD	18	55,747.00	29	97,432.00	3,097.05	3,359.72	29	46.03
	GRADUATE	-	-	-	-	-	-	-	-
MATHEMATICS	UNDERGRAD	336	551,881.00	722	1,251,607.00	1,642.50	1,733.52	723	23.45
	GRADUATE	1	1,160.00	2	15,480.00	1,160.00	7,740.00	2	.93
SCIENCE	UNDERGRAD	351	820,356.00	754	1,665,025.00	2,337.19	2,208.25	756	32.64
	GRADUATE	-	-	11	42,649.00	-	3,877.18	11	4.15
PURE CORRESPONDENCE	UNDERGRAD	33	48,328.00	76	163,062.00	1,464.48	2,145.55	78	48.15
	GRADUATE	-	-	-	-	-	-	-	-
TOTAL	UNDERGRAD	1933	3,917,716.00	4142	8,414,480.00	2,026.75	2,031.50	4152	28.56
	GRADUATE	1	1,160.00	92	366,954.00	1,160.00	3,988.63	92	7.14

UNIVERSITY OF WATERLOO
UNDERGRADUATE STUDENT FINANCIAL AID
PRELIMINARY 1986 - 1987

SCHOLARSHIPS AND BURSARIES BY FACULTY

FACULTY	UNIVERSITY CONTROLLED		OUTSIDE DONORS	
	NUMBER OF AWARDS	TOTAL VALUE OF AWARDS	NUMBER OF AWARDS	TOTAL VALUE OF AWARDS
ARTS	421	\$88,905.99	94	\$85,273.74
ENGINEERING	349	\$197,541.17	113	\$78,529.31
ENVIRONMENTAL STUDIES	65	\$30,700.00	15	\$7,723.94
HUMAN KINETICS & LEISURE STUDIES	84	\$26,100.00	20	\$13,291.28
INDEPENDENT STUDIES	1	\$300.00	0	\$.00
MATHEMATICS	741	\$328,482.00	109	\$77,867.51
SCIENCE	188	\$77,795.00	44	\$28,105.23
PURE CORRESPONDENCE	21	\$4,189.25	2	\$1,196.00
TOTAL	1868	\$753,973.41	397	\$289,787.01

UNIVERSITY OF WATERLOO
PRELIMINARY 1986/87 GOVERNMENT AID BY FACULTY

FACULTY	LEVEL OF STUDY	STUDENTS RECEIVING OSG		STUDENTS RECEIVING LOAN		AVERAGE AWARD PER STUDENT		TOTAL NO. OF STUDENTS AIDED	% OF FULL-TIME ENROLMENT RECEIVING
		TOTAL	\$ TOTAL	TOTAL	\$ TOTAL	\$ TOTAL	\$ TOTAL		
ARTS	UNDERGRAD	701	1,843,595.00	1194	2,319,100.00	2,345.64	1,942.29	1220	34.57
	GRADUATE	-	-	47	160,672.00	-	3,418.55	47	14.73
ENGINEERING	UNDERGRAD	264	523,367.00	533	731,343.00	1,982.45	1,372.13	536	18.38
	GRADUATE	-	-	19	90,504.00	-	4,763.36	19	5.18
ENVIRONMENTAL STUDIES	UNDERGRAD	185	394,825.00	381	815,902.00	2,134.19	2,141.48	381	33.80
	GRADUATE	-	-	12	58,419.00	-	4,868.25	12	10.91
HUMAN KINETICS & LEISURE STUDIES	UNDERGRAD	181	383,856.00	339	610,848.00	2,120.75	1,801.91	340	31.34
	GRADUATE	-	-	4	13,853.00	-	3,463.25	4	6.87
INDEPENDENT STUDIES	UNDERGRAD	18	37,250.00	25	74,050.00	2,069.44	2,962.00	25	44.64
	GRADUATE	-	-	-	-	-	-	-	-
MATHEMATICS	UNDERGRAD	432	804,769.00	742	1,086,287.00	1,862.89	1,464.00	749	24.72
	GRADUATE	-	-	8	24,233.00	-	4,038.83	8	2.67
SCIENCE	UNDERGRAD	417	1,025,495.00	751	1,459,969.00	2,459.22	1,944.03	755	33.84
	GRADUATE	-	-	7	25,027.00	-	3,575.29	7	2.56
PURE CORRESPONDENCE	UNDERGRAD	44	57,730.00	72	117,263.00	1,312.05	1,628.65	75	46.01
	GRADUATE	-	-	-	-	-	-	-	-
TOTAL	UNDERGRAD	2242	4,870,887.00	4037	7,214,760.00	2,172.56	1,787.16	4081	29.19
	GRADUATE	0	.00	95	372,708.00	.00	3,923.24	95	7.02

NUMBER OF "PURE" CORRESPONDENCE STUDENTS

FULL-TIME	ARTS			ENGINEERING			ENV STUDIES			HK&LS			IND STUDIES			MATHEMATICS			SCIENCE			TOTAL		
	'84	'85	'86	'84	'85	'86	'84	'85	'86	'84	'85	'86	'84	'85	'86	'84	'85	'86	'84	'85	'86	'84	'85	'86
General	132	87	82	-	-	-	13	3	8	1	-	-	1	-	1	2	4	2	27	28	15	176	130	118
Honours	12	2	3	-	-	-	-	-	1	3	1	1	-	-	-	-	-	-	2	-	1	17	3	8
Non-Degree	22	11	16	3	2	2	2	-	-	2	1	1	-	-	-	1	1	-	8	7	7	38	22	26
Post-Degree	11	3	6	-	-	-	-	-	1	1	-	1	-	-	-	-	-	1	1	4	6	13	7	15
TOTAL	177	113	117	3	2	2	15	3	8	7	2	3	1	0	1	3	5	3	38	37	29	244	162	163
PART-TIME																								
General	2234	2182	2283	-	-	-	158	138	175	1	3	6	-	-	-	133	102	86	486	482	429	3010	2918	2979
Honours	68	109	92	-	1	-	15	12	13	59	51	38	-	-	-	137	157	151	46	47	48	325	377	342
Non-Degree	988	874	877	155	178	185	49	41	40	82	86	82	-	-	-	153	113	121	223	216	312	1530	1508	1587
Post-Degree	669	822	652	60	59	53	19	23	20	32	36	33	-	-	-	83	95	57	300	292	308	1163	1117	1123
	3839	3797	3904	215	238	218	239	215	248	174	178	159	0	0	0	506	457	415	1055	1037	1097	6028	5920	6041
% of Total Part-time	64.3	61.3	61.3	78.2	89.8	88.2	73.3	58.8	62.3	82.8	53.0	47.2	-	-	-	72.7	89.6	71.2	88.8	70.3	72.9	69.0	63.2	63.8
GRAND TOTAL	4018	3910	4021	218	240	220	254	218	256	181	178	162	1	0	1	509	462	418	1093	1074	1126	6272	6082	6204

NOTE: The percentages compare the correspondence part-time enrolment to the total university undergraduate part-time enrolment by faculty (Church Colleges included).

PURE CORRESPONDENCE - Students taking all courses by Correspondence.

UNIVERSITY OF WATERLOO
PART-TIME UNDERGRADUATE STUDENTS
FALL REGISTRATION 1986

FACULTY	CORRESPONDENCE STUDENTS	ON-CAMPUS STUDENTS	OFF-CAMPUS STUDENTS	MIXED STUDENTS	TOTAL
Arts	3902	777	236	87	5002
Engineering	218	48	--	1	267
Environmental Studies	248	51	--	3	302
Human Kinetics & Leisure Studies	159	85	3	3	250
Independent Studies	1	--	--	3	4
Mathematics	413	73	1	5	492
Science	1096	60	2	4	1162
TOTAL	6037	1094	242	108	7479

On-Campus Students - Part-time students registered only in courses offered on campus.

Off-Campus Students - Part-time students registered only in courses offered at off-campus locations.

Correspondence Students - Part-time students registered only in correspondence courses.

Mixed Students - Part-time students registered in any combination of correspondence, on-campus, or off-campus courses.

