

# I'M A FLOODSMART KID!

## ACTIVITY BOOK



FloodSmart Canada



**PARTNERS FOR ACTION**

# LET'S LEARN ABOUT FLOODS

Floods are happening more often.

To help protect yourself, your family, your pets, and your home, it is important to know what to do before, during, and after a flood!

The activities in this booklet will help teach you about flooding and how to prepare with your family, such as building an emergency kit and making an emergency plan.

Let's get started!

# FLOOD TERMS

Let's get familiar with some of the words that are often used when people are talking about floods!

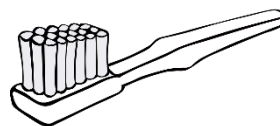

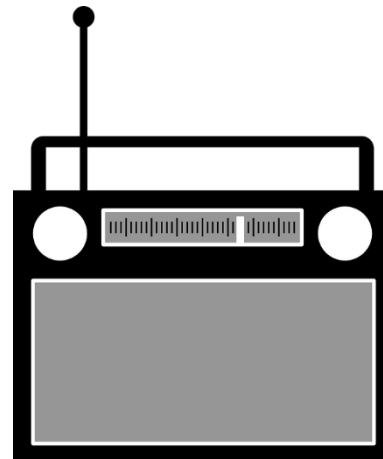
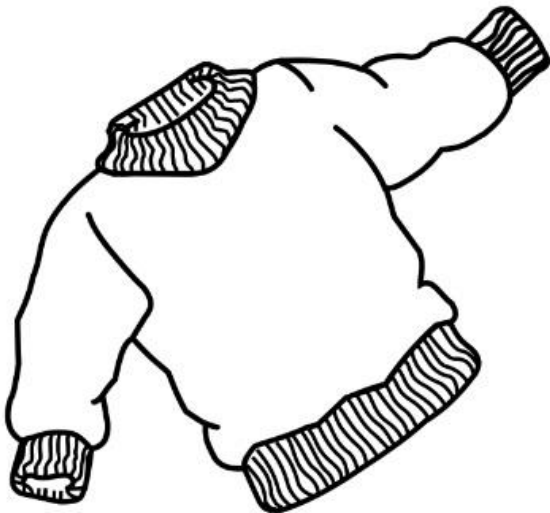

In this word search, circle as many flood terms as you can find! A list of words to look for is below.

H R W S S T O R M P L A N R	FLOOD
T E J T K A S T R E E T S J	WATER
C V Z B G G D K P K N I J U	RAIN
M A E D A M A G E L H G Y R	RIVER
U C X O O A X D R A I N U O	STORM
K U M G I V G Z S R I V E R	DAMAGE
T A Y Q E D D E G O S X R A	DANGEROUS
J T C H O M E S D R J B Z A	RESCUE
F E T K F T A U E C Q P L R	CLIMATE
G L S N A Y I T O V Y J A E	STREETS
R C O M M D A N G E R O U S	HOMES
G Y I O B W M E N X T P U C	PLAN
B L U P D P R G W O V K M U	PROTECT
C J T P R O T E C T R I S E	EVACUATE

# MAKE AN EMERGENCY KIT

Having an emergency kit with important items ready before a flood happens can help keep you and your family safe!

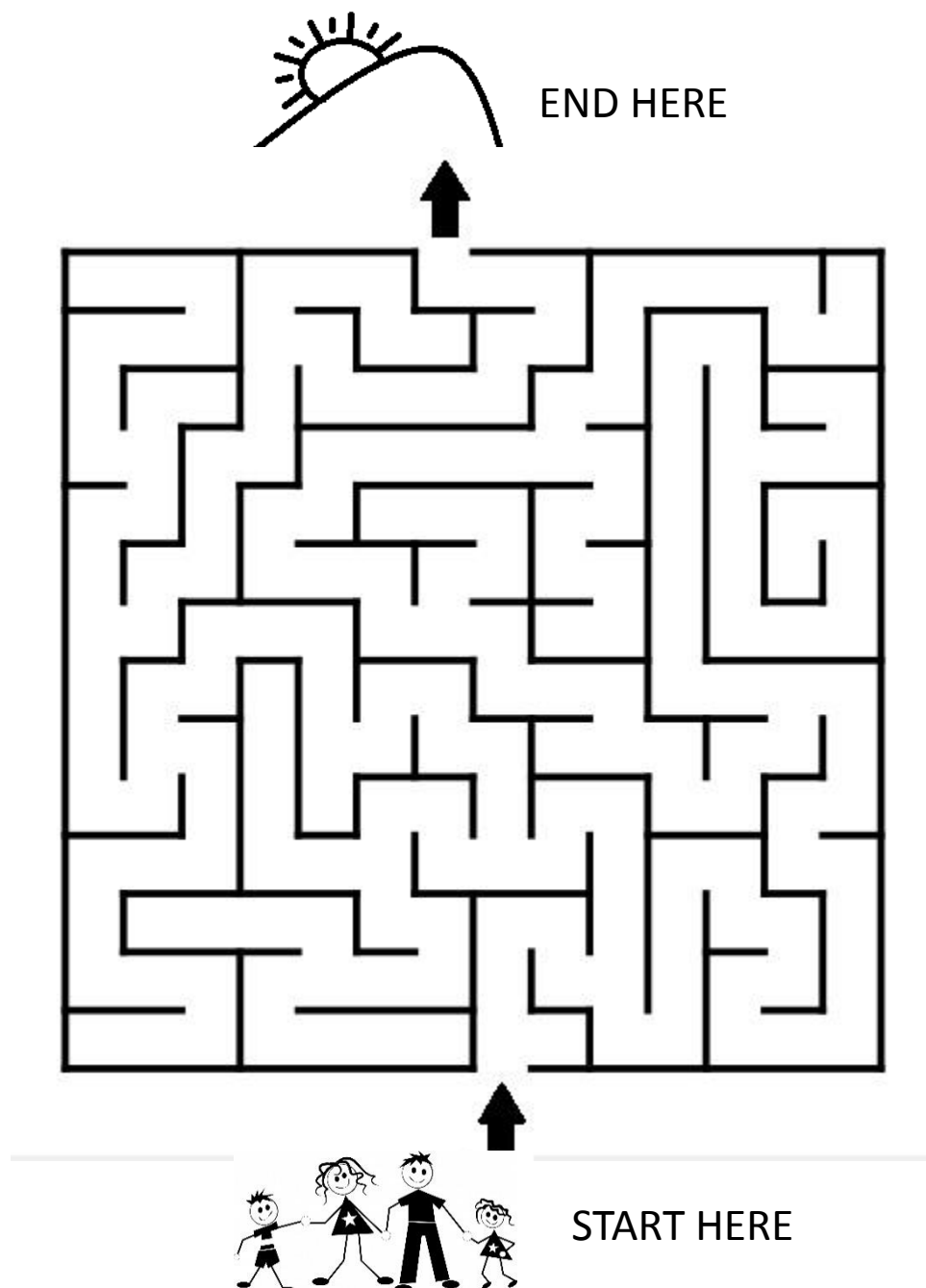
Circle and colour all of the items that belong in an emergency kit. Then, ask your family to create an emergency kit together!



# FIND A SAFE PATH

When a flood happens, it is important to get to higher ground to stay safe. Sometimes, roads and pathways can be blocked with flood water or debris, and you may need to find a different route.

The family below has had a lot of rain in their neighbourhood and they need to evacuate before the water reaches their home. Help the family stay safe by drawing a path through the maze to higher ground!



Now talk with your family about a safe place to meet in case of a flood!

# BE A FLOOD HERO

Draw pictures or make a comic strip of how you could help someone make smart decisions during a flood. Think of how they could prepare and protect themselves. Be creative and use as many colours as you'd like!

A large rectangular frame with a thick black border, divided into five empty panels for drawing or writing. The panels are arranged in three rows: the top row has two panels of equal size; the middle row has one large panel that spans the width of the entire frame; the bottom row has two panels of equal size, matching the top row's layout.

# MAKE A FAMILY PLAN

With the help of your family, fill in the following information to help keep you safe during an emergency. Keep your family plan in your home and keep it in view.

My Name: \_\_\_\_\_

My Phone Number: \_\_\_\_\_

My Address: \_\_\_\_\_

Parent Work and Cell Number: \_\_\_\_\_

Parent Work and Cell Number: \_\_\_\_\_

Other Contact (relative, neighbour): \_\_\_\_\_

\_\_\_\_\_

Emergency Number: 911 or \_\_\_\_\_

Meeting Place (high ground): \_\_\_\_\_

My Emergency Kit is Located: \_\_\_\_\_

Additional Important Information (medicine): \_\_\_\_\_

\_\_\_\_\_

# NOTES:

---

---

---

---

---

---

---

---

---

---

---

**For more information on what to do before, during,  
and after a flood, visit our website at:**

**[www.floodsmartcanada.ca](http://www.floodsmartcanada.ca)**



FloodSmart Canada



**PARTNERS FOR ACTION**