

## Instruction of how to attend the uWaterloo Science 2+2 information session

The web link for the online information session (Webex event) is below:

<https://uwaterloo.webex.com/uwaterloo/onstage/g.php?MTID=ea3e30294c40c11a192c8a5e4b8b1fa7e>

**Webex Event number:** 172 712 3638

**Webex Event password:** BypaCWEj283

Students need a computer or a cell phone (smart phone) to attend the information session online. If this is your first time to attend a Webex event using a device, you need to install some software on the device to be able to attend the Webex event. Compared to a computer, a smart phone is easier to use to attend a Webex event. The section below introduces you how to use a computer to attend the information session. How to use a smart phone to attend the information session is introduced in the last section.

### Attend the information session using a computer

After clicking the information session web link (<https://uwaterloo.webex.com/uwaterloo/onstage/g.php?MTID=ea3e30294c40c11a192c8a5e4b8b1fa7e>) on a computer, a webpage opens (See Figure 1). Students can input password **BypaCWEj283** and click the “View Info” button (See the figure below) to download uWaterloo Science 2+2 brochure and Renison English test schedule for different universities.

Event Information: University of Waterloo Science 2+2 Program Information Session 1

**Event status:** Not started Join Event Now

**Date and time:** Tuesday, October 27, 2020 7:30 pm  
China Time (Beijing, GMT+08:00)  
[Change time zone](#)  
Tuesday, October 27, 2020 7:30 pm  
China Time (Beijing, GMT+08:00)

**Duration:** 1 hour 30 minutes

**Description:** University of Waterloo Fall 2020 Science 2+2 program information Session  
Science 2+2 website:  
<https://uwaterloo.ca/science-2-plus-2/>  
Science Highlights:  
<https://v.qq.com/x/page/i3156a13gif.html>

**Event material:** If you obtained an event password from the host, enter it below and click **View Info**

Info:  View Info

First name:   
Last name:   
Email address:   
Event password:

Join Now  
[Join by browser](#) **NEW!**  
If you are the host, [start your event](#).

Figure 1 Science 2+2 information session web link opened on a computer

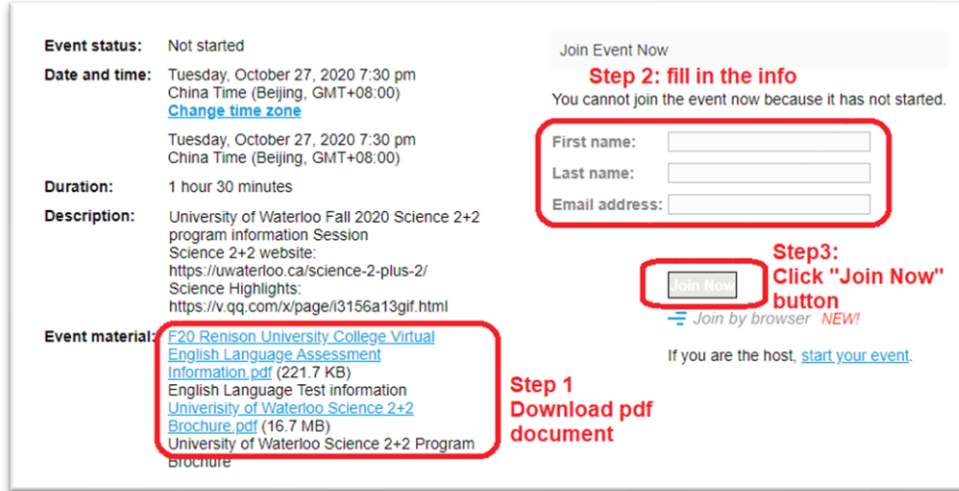


Figure 2 Fill in personal information to join the meeting

After the event starts, students can fill in the information (Step2 in Figure 2) and join the event (Step 3 in Figure 2). The Science 2+2 info session will start several minutes early to allow students to have their computers ready for the event on time.

By default, Webex extension is not installed in your web browser and you will be asked to add Webex to your web browser (Web browser Firefox is used as an example in Figures 3a and 3b) after you have clicked the “Join Now” button (in Figure 2).

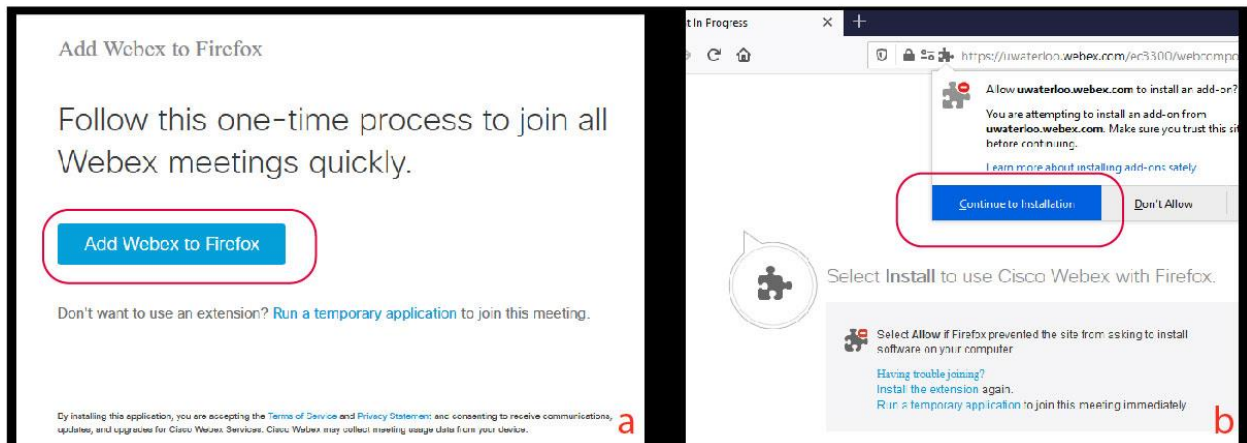


Figure 3 Add Webex to web browser (Firefox is used as an example here). After clicking “Add Webex to Firefox” button (Figure 3a), the webpage asks for your permission to install Webex extension for Firefox (Figure 3b).

If you use a different web browser, the steps may be different. You can following the instruction shown on the webpage to add Webex to your web browser. Once you have added Webex to your web browser you can join the event with your web browser.

## Attend the information session using a smart phone

Students can also use their cell phone to attend the information session. Compared to a computer, a cell phone is easier to use to attend the information session.

After opening the web link

(<https://uwaterloo.webex.com/uwaterloo/onstage/g.php?MTID=ea3e30294c40c11a192c8a5e4b8b1fa7e>) in a web browser on a cell phone, students will be required to input the password (**BypaCWEj283**) to download uWaterloo Science 2+2 brochure and Renison English test schedule at different universities (Figures 4a and 4b). After clicking the “Join” button (Figure 4b), students can download the Webex app (Figure 4c) to join the online meeting. Please note that the meeting time shown in Figure 4 is in New York time. In Beijing time it is 7:30 in the **evening**.

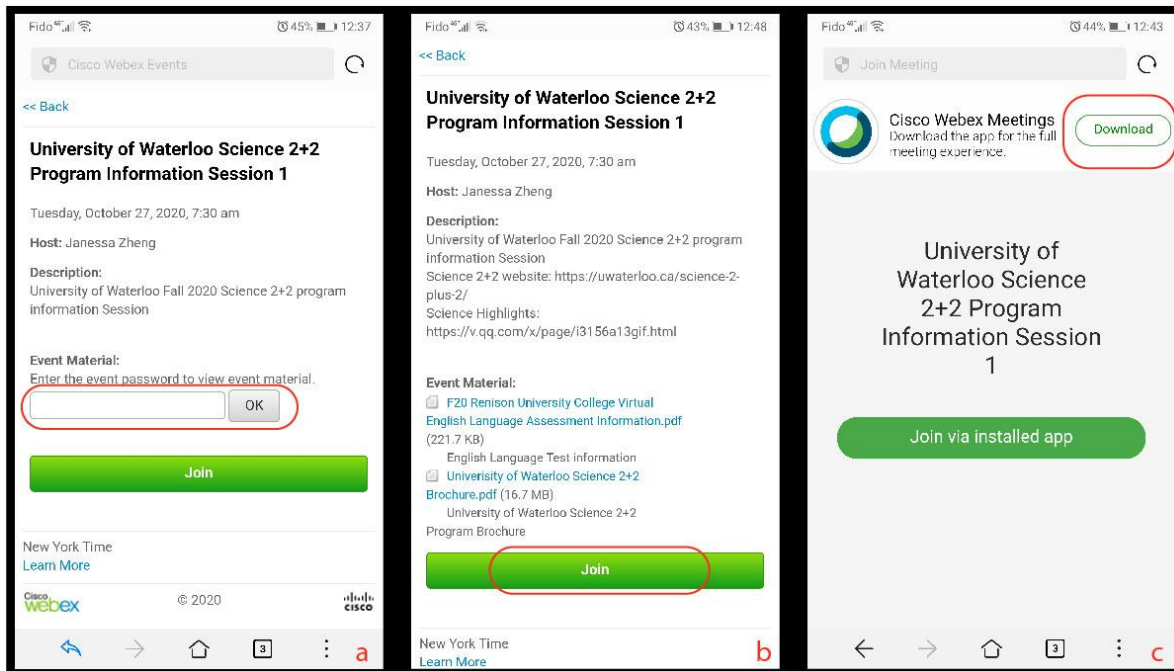


Figure 4 Science 2+2 information session web link opened on a smart phone

We suggest that students click the information session web link early to have Webex app installed on their smart phone before the meeting.