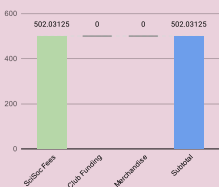


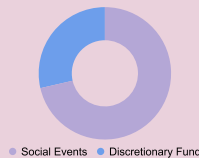
DEPARTMENTAL CLUBS ACTUALS Spring 2022

Distribution of Revenues



BMSA (BIOMED)


Distribution of expenses



Description of events

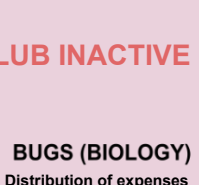
| | |
|--------------------|-----------------|
| Instagram Takeover | \$100.00 |
| WAT2DO | \$225.00 |
| Giftcard Forms | \$225.00 |
| Discretionary fund | \$220.32 |
| Total: | \$770.32 |

Distribution of Revenues



BSA (BIOCHEM)

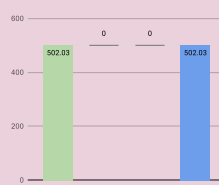
Distribution of expenses



Description of events

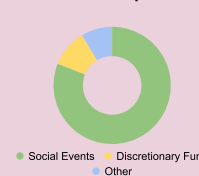
| | |
|---------------|---------------|
| Total: | \$0.00 |
|---------------|---------------|

Distribution of Revenues



BUGS (BIOLOGY)

Distribution of expenses



Description of events

| | |
|----------------------|------------------|
| Biweekly Coffee Chat | \$ 242.26 |
| Waterballoon Fight | \$ 30.66 |
| Outdoor Movie Night | \$ - |
| EOT- Board Game Cafe | \$ 118.65 |
| Office Supplies | \$ 41.79 |
| Discretionary fund | \$ 50.00 |
| Total: | \$ 483.36 |

Distribution of Revenues



CHEM CLUB

Distribution of expenses



Description of events

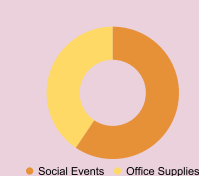
| | |
|---------------|-------------|
| Total: | \$ - |
|---------------|-------------|

Distribution of Revenues



MNS SOCIETY

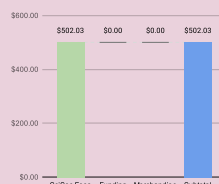
Distribution of expenses



Description of events

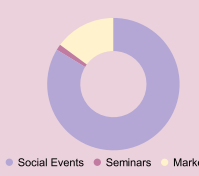
| | |
|-----------------------------|------------------|
| movie night | \$ 286.08 |
| Coffee Machine | \$ 235.34 |
| caffeine and food | \$ 34.58 |
| Previous term carried costs | \$ 170.24 |
| board game#1 | \$ - |
| EoT: Campfire | \$ 100.04 |
| game night#1 | \$ - |
| Water Balloon Fight | \$ - |
| Office Supplies | \$ 168.21 |
| Total: | \$ 994.49 |

Distribution of Revenues



PHYS CLUB

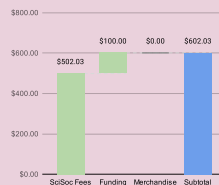
Distribution of expenses



Description of events

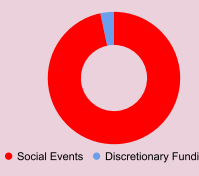
| | |
|----------------------|--------------------|
| Marketing | \$ 340.66 |
| BOT Game Night | \$ - |
| Integral Bee | \$ 45.00 |
| Astrofire | \$ 315.96 |
| Seminars | \$ 32.38 |
| Barbecue | \$ 1,428.40 |
| Baked Goods Giveaway | \$ 124.61 |
| Total: | \$ 2,287.01 |

Distribution of Revenues



SBSA (SCIBUS)

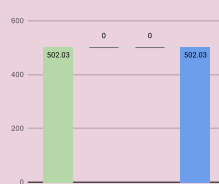
Distribution of expenses



Description of events

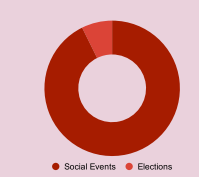
| | |
|------------------------------|--------------------|
| BOT Event (Breakfast Social) | \$ 308.83 |
| Midterm Week Care Packages | \$ 190.69 |
| BBT With Kashif | \$ 402.50 |
| Cultural Day | \$ - |
| EOT Event (Olympics) | \$ 370.52 |
| Discretionary Funding | \$ 45.65 |
| Movie Night | \$ 58.81 |
| Total: | \$ 1,377.00 |

Distribution of Revenues



WATROX

Distribution of expenses



Description of events

| | |
|------------------------------|------------------|
| Elections | \$ 67.49 |
| Bonfire (MOT) | \$ 109.95 |
| Movie/Game night(s) | \$ 114.36 |
| Arts and Crafts Night | \$ - |
| Room Cleanup | \$ - |
| Picnic / Hike (Laurel Creek) | \$ 85.58 |
| Earth 232/221 Study Session | \$ - |
| Student Prof Trivia Night | \$ 533.89 |
| Mine Craft Costs | \$ 9.60 |
| Total: | \$ 920.87 |